



US00D353535S

United States Patent [19]

[11] Patent Number: **Des. 353,535**

Grittman et al.

[45] Date of Patent: **** Dec. 20, 1994**

- [54] **BRACKET FOR SUPPORTING ANIMAL FEEDERS**
- [75] Inventors: **Ronald L. Grittman, Menasha; Timothy G. Foster, Chilton, both of Wis.**
- [73] Assignee: **Kaytee Products, Inc., Chilton, Wis.**
- [**] Term: **14 Years**
- [21] Appl. No.: **8,252**
- [22] Filed: **May 10, 1993**
- [52] U.S. Cl. **D8/373**
- [58] Field of Search **D8/349, 353, 366, 380; 248/309.2, 489, 267, 221.3-221.4, 903, 300, 267; 52/693, 695-696**

2,985,006	5/1961	Du Bois	70/458
4,061,092	12/1977	Jacobsen et al.	108/149
4,176,423	12/1979	Wigemark	16/125
4,637,195	1/1987	Davis	52/693
4,884,837	12/1989	Nakazawa	294/158
5,033,708	7/1991	Brue et al.	248/309.2
5,257,483	11/1993	Netek	52/696 X

Primary Examiner—Wallace R. Burke
Assistant Examiner—H. Baynham
Attorney, Agent, or Firm—Godfrey & Kahn

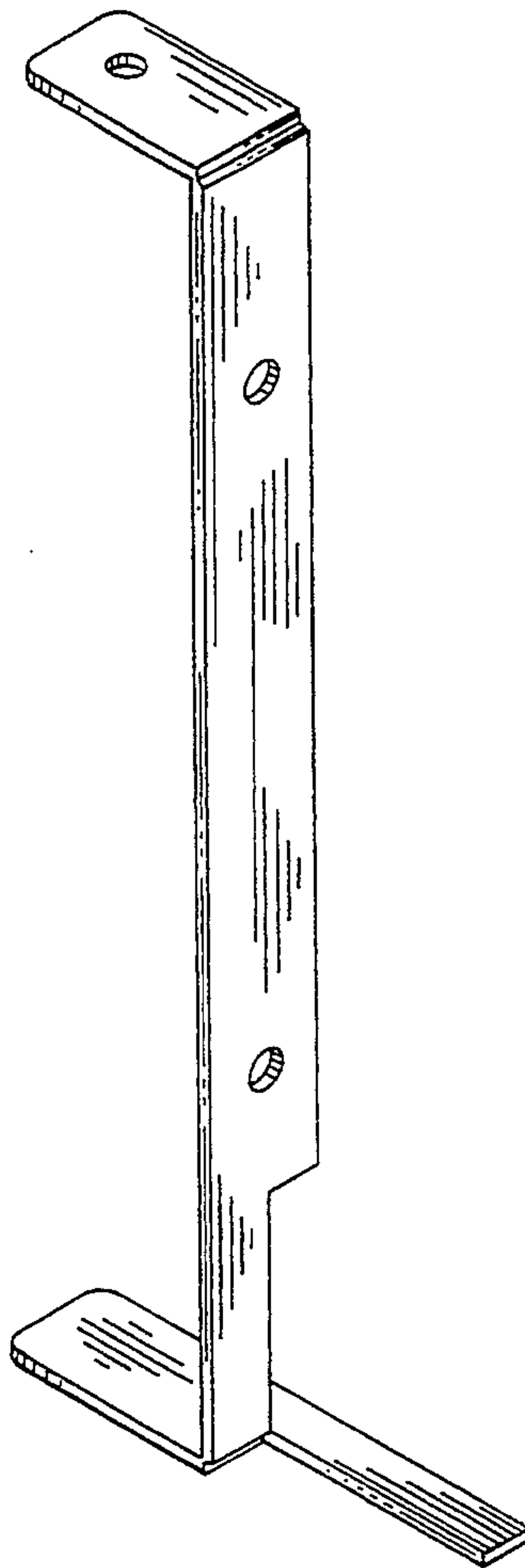
[57] CLAIM

The ornamental design of a bracket for supporting animal feeders, as shown and described.

DESCRIPTION

FIG. 1 is a perspective view of a bracket for supporting an animal feeder in a bent position showing our new design;
 FIG. 2 is a top plan view thereof in the original position;
 FIG. 3 is a left side elevation view thereof;
 FIG. 4 is a right side elevation view thereof;
 FIG. 5 is a bottom plan view thereof;
 FIG. 6 is an end elevational view thereof; and,
 FIG. 7 is an opposite end elevational view thereof.

- [56] **References Cited**
- U.S. PATENT DOCUMENTS**
- D. 340,856 11/1993 McHugh D8/354
- 1,562,196 11/1925 Abrams .
- 1,651,392 12/1927 Honigbaum 248/489 X
- 1,742,045 12/1929 Menes 52/696
- 1,867,449 7/1932 Ecket et al. 52/100
- 2,776,792 1/1957 Pearson .



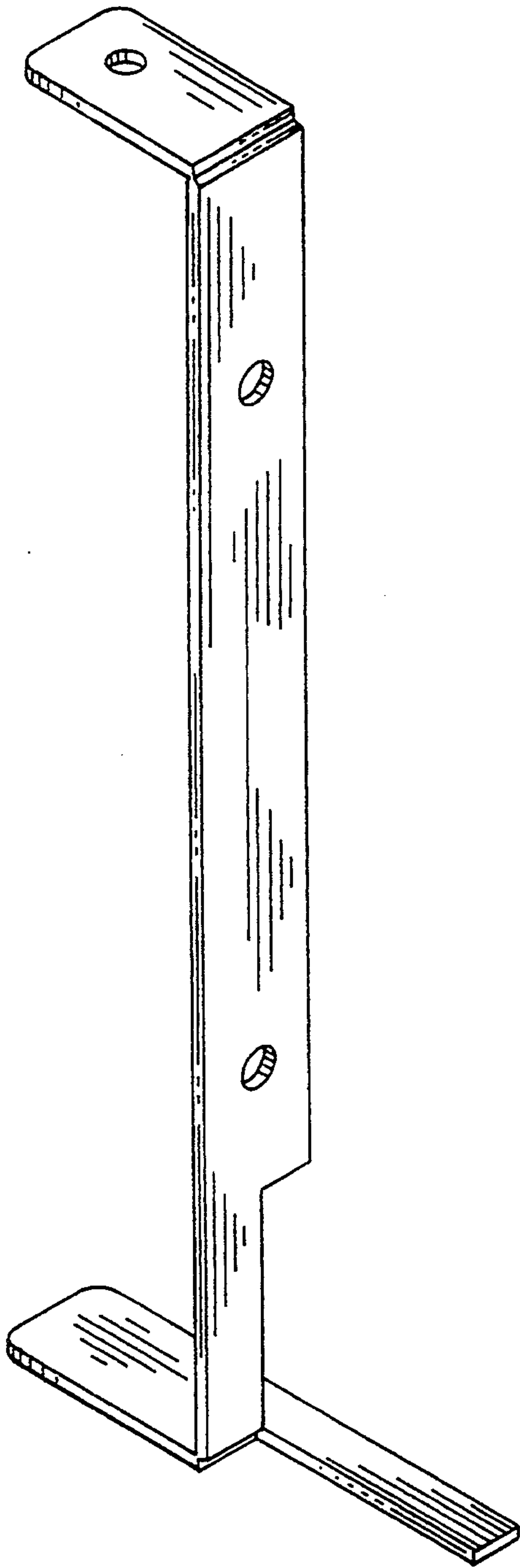


FIG. 1



FIG. 2



FIG. 3



FIG. 4

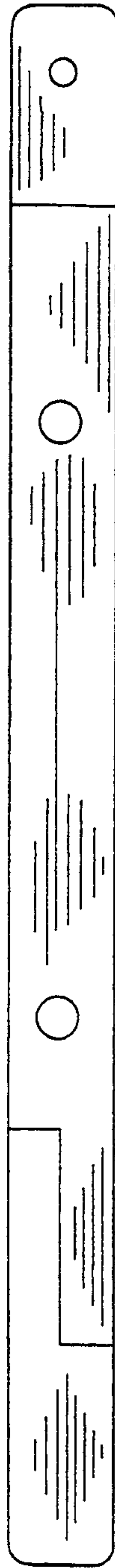


FIG. 5




FIG. 6




FIG. 7