



US00D353523S

# United States Patent [19]

[11] Patent Number: **Des. 353,523**

Her

[45] Date of Patent: **\*\* Dec. 20, 1994**

[54] SHEARS

D. 336,412 6/1993 Wensley et al. .... D8/5  
D. 341,526 11/1993 Clivio ..... D8/5

[76] Inventor: **Jyi-Chang Her**, No. 34, Fu Shou Lane, Chiu Che Rd., Lung Ching Hsiang, Taichung Hsien, Taiwan, Prov. of China

*Primary Examiner*—Wallace R. Burke  
*Assistant Examiner*—H. Baynham  
*Attorney, Agent, or Firm*—Morton J. Rosenberg; David I. Klein

[\*\*] Term: **14 Years**

### [57] CLAIM

[21] Appl. No.: **20,981**

The ornamental design for a pair of shears, as shown and described.

[22] Filed: **Apr. 6, 1994**

[52] U.S. Cl. .... **D8/5**

### DESCRIPTION

[58] Field of Search ..... **D8/4, 5, 51-52; 30/261-262, 252, 254**

FIG. 1 is a front-right-top perspective view of a pair of shears, showing my new design;

FIG. 2 is a front elevational view thereof;

FIG. 3 is a rear elevational view thereof;

FIG. 4 is a left side elevational view thereof;

FIG. 5 is a right side elevational view thereof;

FIG. 6 is a top plan view thereof; and,

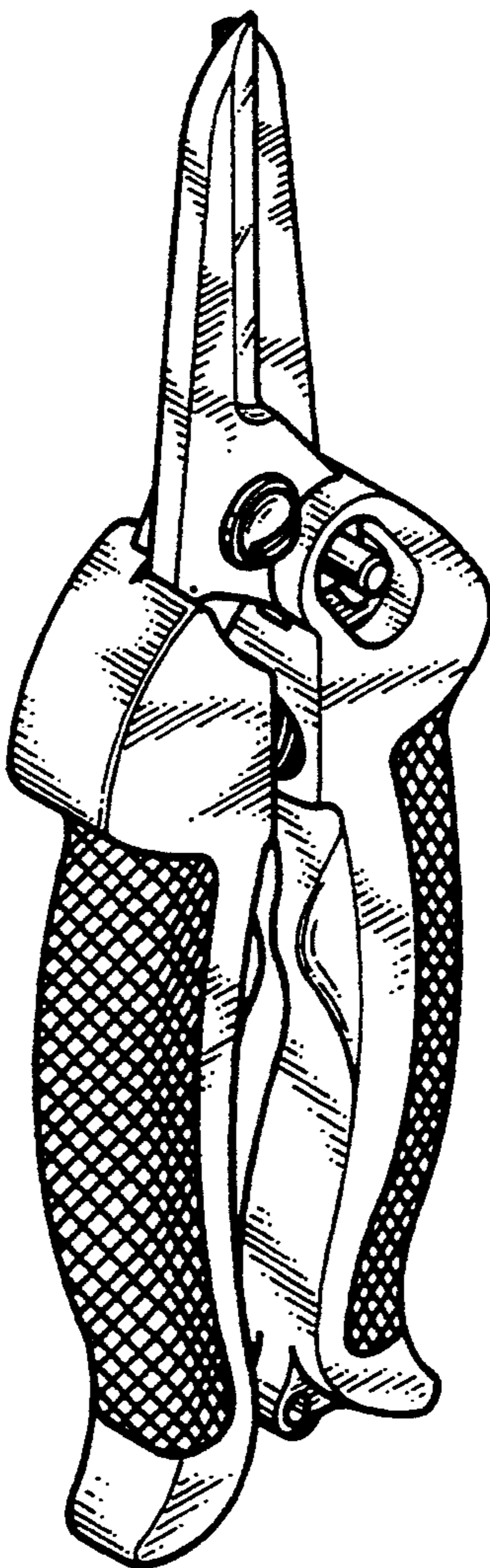
FIG. 7 is a bottom plan view thereof.

The contrasting shading on the handle represents a gripping surface.

### [56] References Cited

#### U.S. PATENT DOCUMENTS

D. 264,544	5/1982	Harrison et al. ....	D8/5
D. 264,545	5/1982	Harrison et al. ....	D8/5
D. 266,478	10/1982	Bladen .....	D8/5
D. 305,858	2/1990	Ishida .....	D8/5
D. 336,222	6/1993	Wensley et al. ....	D8/5



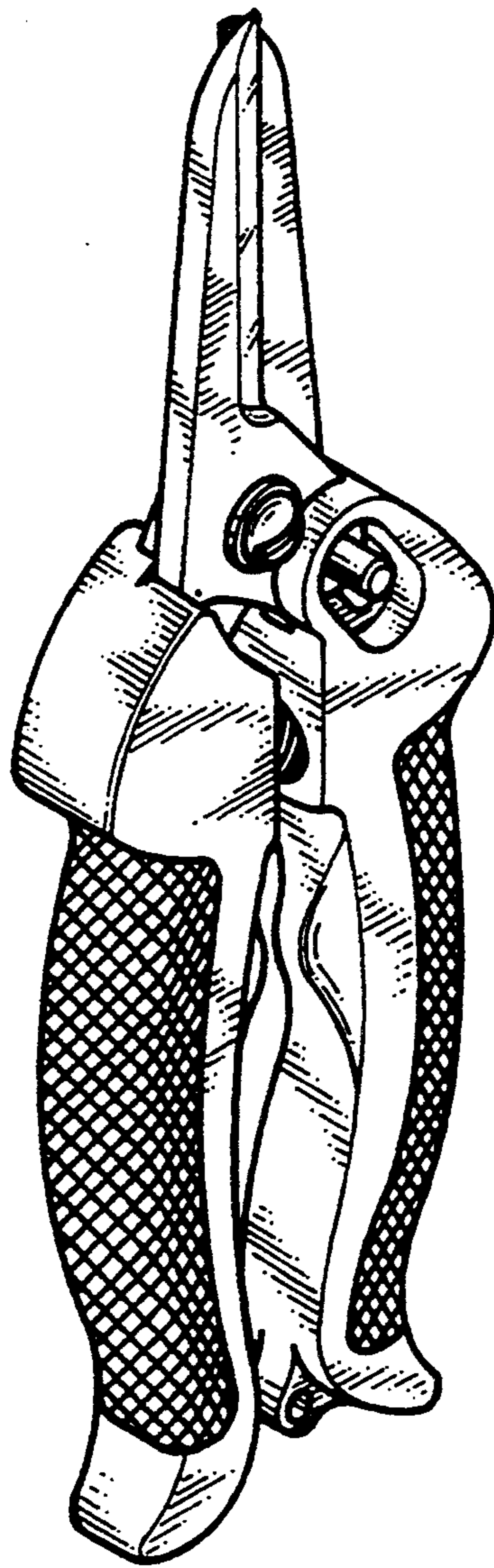


FIG. 1

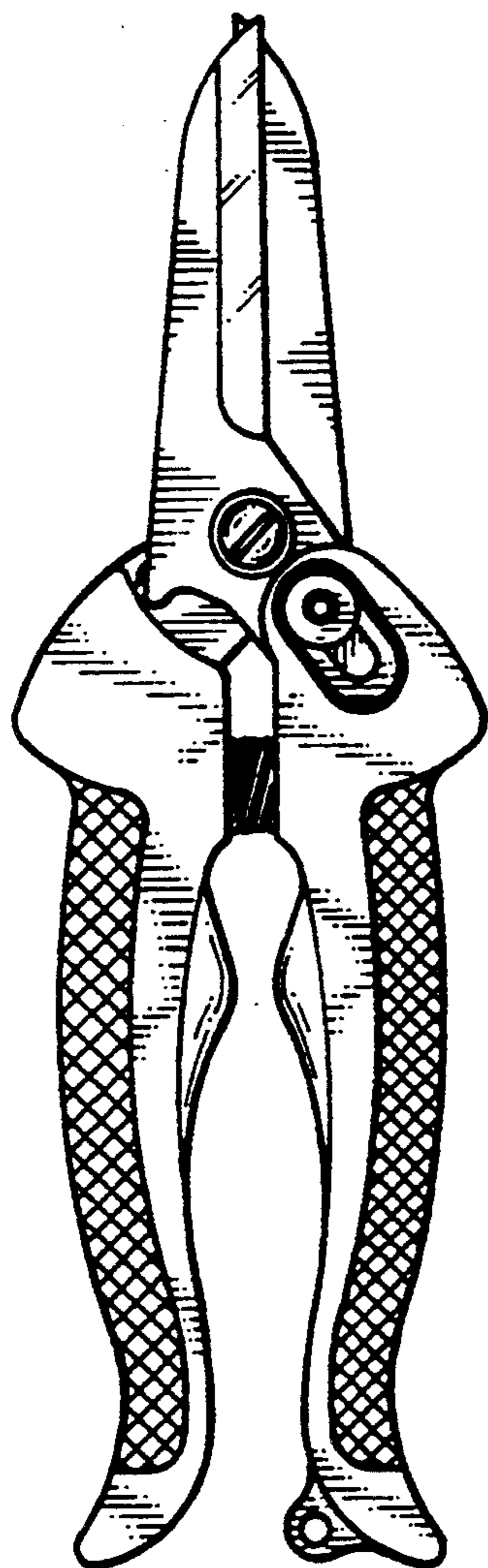


FIG. 2




FIG. 3




FIG. 4

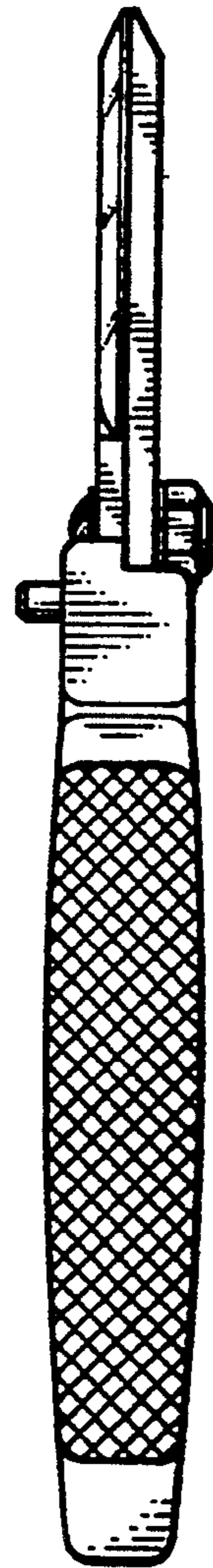


FIG. 5

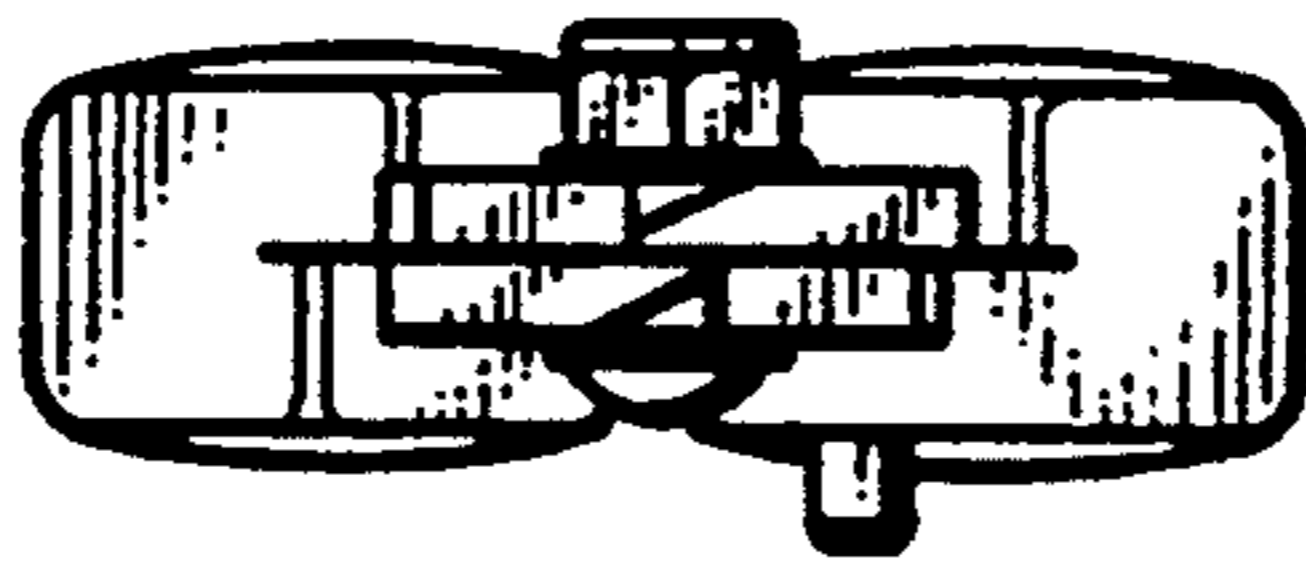


FIG. 6




FIG. 7