



US00D353516S

United States Patent [19]

[11] Patent Number: **Des. 353,516**

Anderson

[45] Date of Patent: **** Dec. 20, 1994**

[54] **FOOD TRAY**

[75] Inventor: **John W. Anderson**, Springfield, Mass.

[73] Assignee: **Temp-Tech Co. Inc.**, Springfield, Mass.

[**] Term: **14 Years**

[21] Appl. No.: **8,093**

[22] Filed: **May 10, 1993**

[52] U.S. Cl. **D7/553; D7/550; D7/555; D9/341**

[58] Field of Search **D7/539, 515, 539, 549, D7/551, 556, 559, 560, 563, 564, 567, 571, 572, 580, 500, 505, 543, 546, 550, 552, 553, 554, 555, 557; D9/307, 309, 322, 428, 341, 347; 206/564; 220/575, 574, 475, 555, 556, 608, 669, 737, 738, 427, 553; 229/7.5 R**

[56] **References Cited**

U.S. PATENT DOCUMENTS

- D. 132,425 5/1942 Erickson D9/347 X
- D. 201,454 6/1965 Lindstrom D7/553
- D. 213,631 3/1969 Scott D9/347 X

- D. 264,538 5/1982 Pomroy D9/347 X
- D. 276,201 11/1984 Wolff D9/554
- D. 301,192 5/1989 Decoster D9/347 X
- D. 316,359 4/1991 Anderson D7/349
- D. 318,207 7/1991 Anderson D7/553 X
- D. 338,808 8/1993 Anderson D7/555 X
- 4,013,798 3/1977 Goltzos 220/556 X
- 4,545,487 10/1985 Asmus D9/341 X
- 4,653,685 3/1987 Leary et al. 220/556 X

Primary Examiner—Alan P. Douglas

Assistant Examiner—M. N. Pandozzi

Attorney, Agent, or Firm—Fishman, Dionne & Cantor

[57] **CLAIM**

The ornamental design for a food tray, as shown.

DESCRIPTION


FIG. 1 is a top plan view of a food tray showing my new design;

FIG. 2 is a front elevation view of the food tray of FIG. 1;

FIG. 3 is a bottom plan view of the food tray of FIG. 1;

FIG. 4 is a rear elevation view of the food tray of FIG. 1;

FIG. 5 is a left side view of the food tray of FIG. 1; and, FIG. 6 is a right side view of the food tray of FIG. 1.



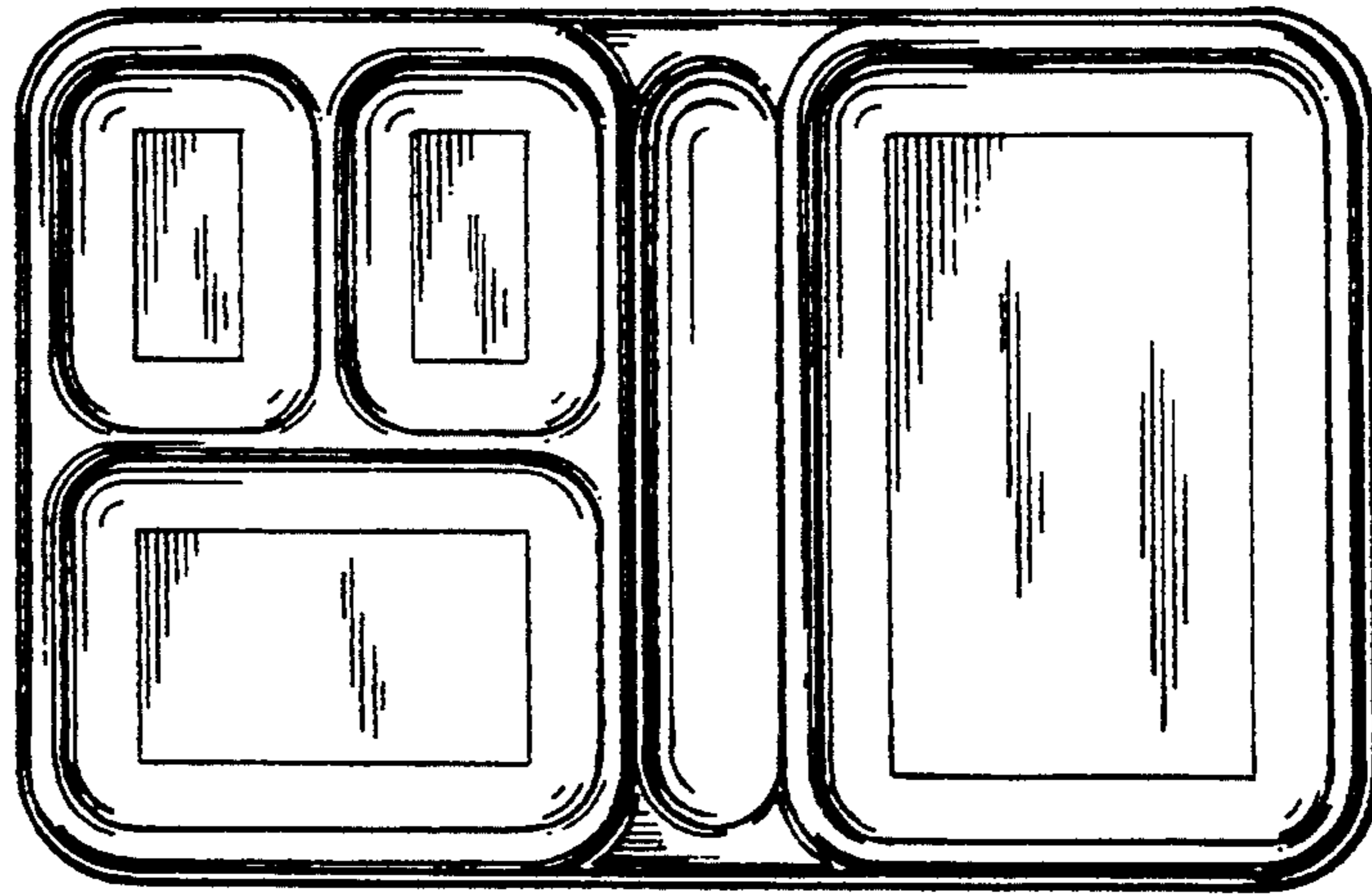


FIG. 1



FIG. 2

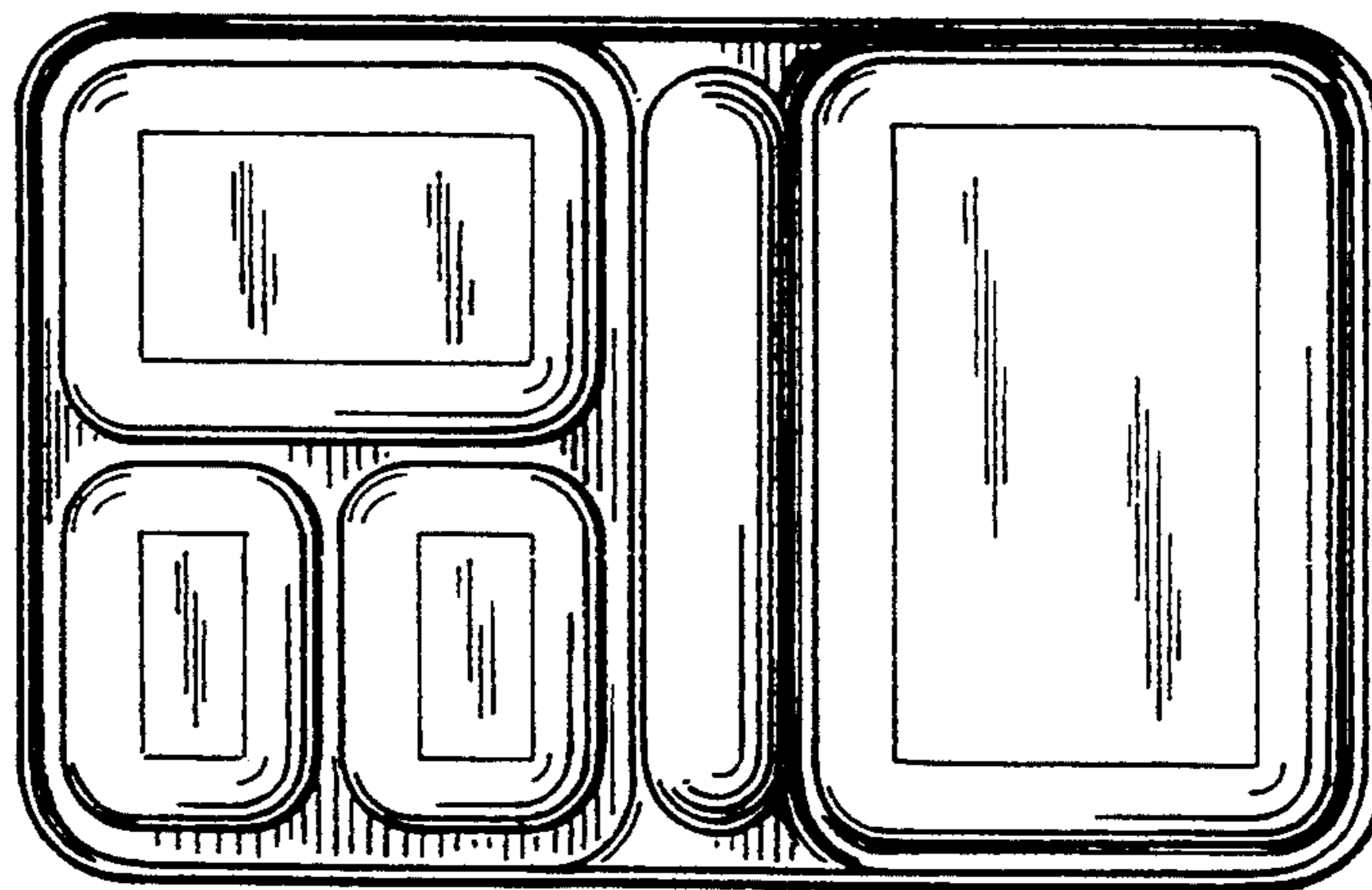


FIG. 3



FIG. 4



FIG. 5




FIG. 6