



US00D353515S

# United States Patent [19]

[11] Patent Number: **Des. 353,515**

Anderson

[45] Date of Patent: **\*\* Dec. 20, 1994**

[54] **FOOD TRAY**

[75] Inventor: **John W. Anderson**, Springfield, Mass.

[73] Assignee: **Temp-Tech Co. Inc.**, Springfield, Mass.

[\*\*] Term: **14 Years**

[21] Appl. No.: **8,092**

[22] Filed: **May 10, 1993**

[52] U.S. Cl. .... **D7/553; D7/555; D7/546; D9/341**

[58] Field of Search ..... **D7/549, 515, 539, 544, D7/551, 556, 559, 560, 563, 564, 567, 571, 572, 580, 500, 505, 543, 546, 550, 552, 553, 554, 555, 557; D9/307, 309, 322, 428, 341, 347; 206/564; 220/575, 579, 475, 555, 556, 608, 669, 737, 738, 427, 553; 229/2.5 R**

[56] **References Cited**

### U.S. PATENT DOCUMENTS

D. 122,589	9/1940	Bastress	.....	D9/347 X
D. 132,425	5/1942	Erickson	.....	D9/347
D. 208,260	8/1967	Meyer, Jr.	.....	D7/553
D. 216,869	3/1970	Britt	.....	D7/553
D. 267,767	2/1983	Storrs	.....	D7/553
D. 271,932	12/1983	Mosley	.....	D9/347 X

D. 276,201	11/1984	Wolff	.....	D9/347 X
D. 280,060	8/1985	Holzkopf	.....	D9/347 X
D. 292,768	11/1987	Kearney	.....	D9/347 X
D. 301,192	5/1989	De Coster	.....	D7/555
D. 305,085	12/1989	Otto	.....	D9/347 X
D. 316,359	4/1991	Anderson	.....	D7/533 X
D. 318,207	7/1991	Anderson	.....	D7/549
D. 335,796	5/1993	Barnes	.....	D9/347 X
D. 338,808	8/1993	Anderson	.....	D7/549 X
3,845,875	11/1974	Douglas et al.	.....	220/556

*Primary Examiner*—Alan P. Douglas

*Assistant Examiner*—M. N. Pandozzi

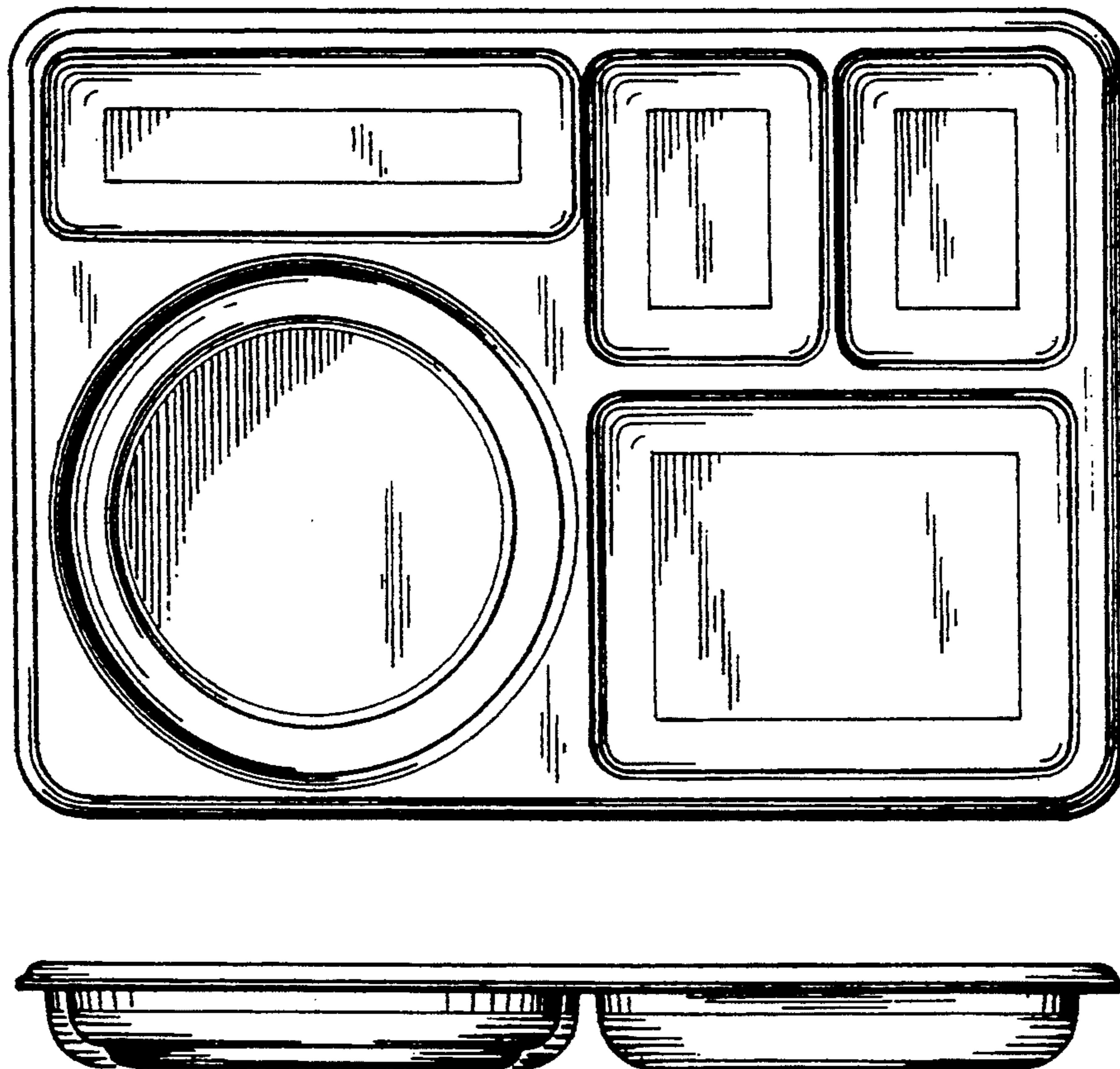
*Attorney, Agent, or Firm*—Fishman, Dionne & Cantor

### [57] CLAIM

The ornamental design for a food tray, as shown and described.

### DESCRIPTION

FIG. 1 is a top plan view of a food tray showing my new design;  
 FIG. 2 is a front elevation view of the food tray of FIG. 1;  
 FIG. 3 is a bottom plan view of the food tray of FIG. 1;  
 FIG. 4 is a rear elevation view of the food tray of FIG. 1;  
 FIG. 5 is a left side view of the food tray of FIG. 1; and,  
 FIG. 6 is a right side view of the food tray of FIG. 1.



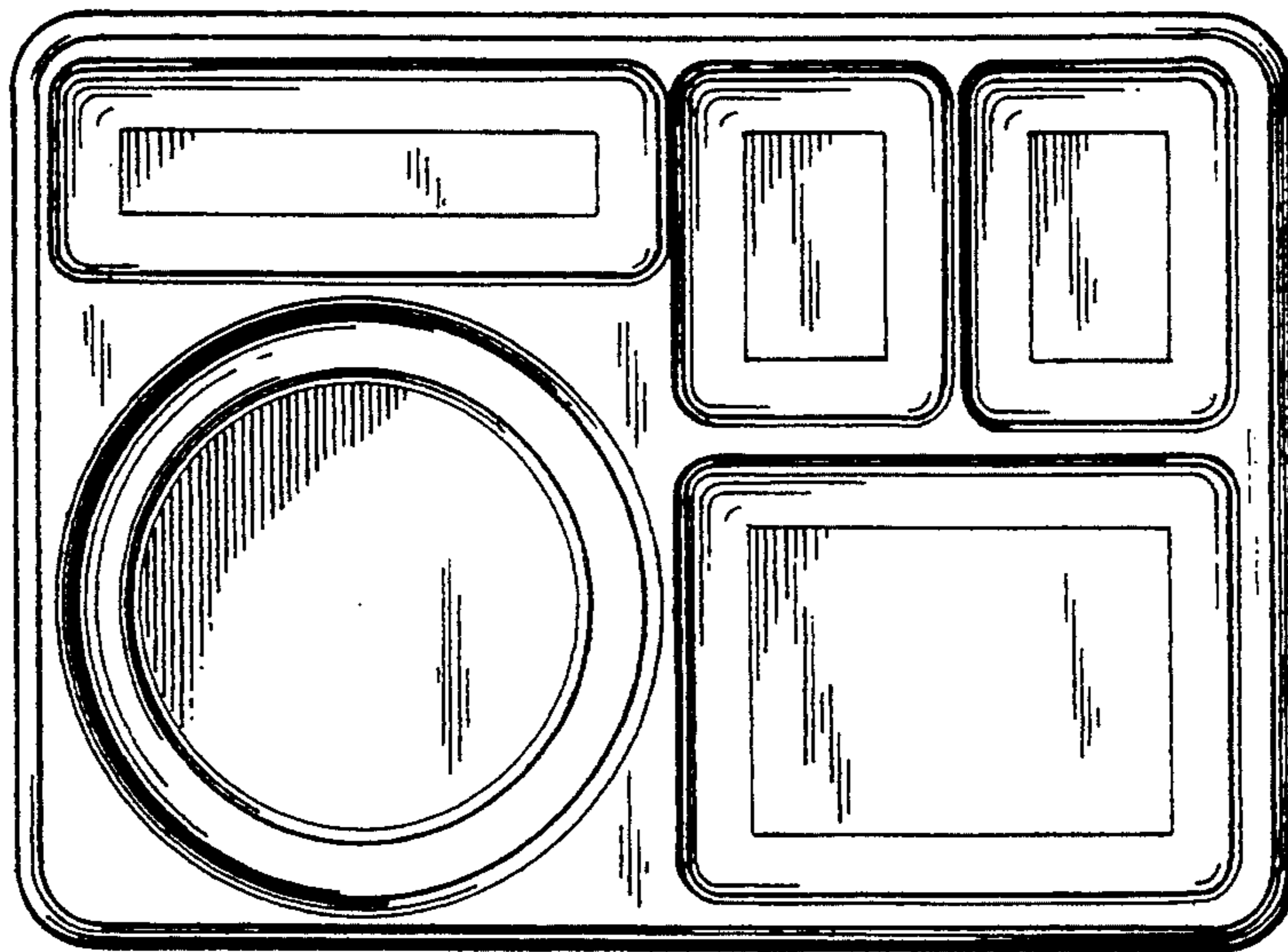


FIG. 1



FIG. 2

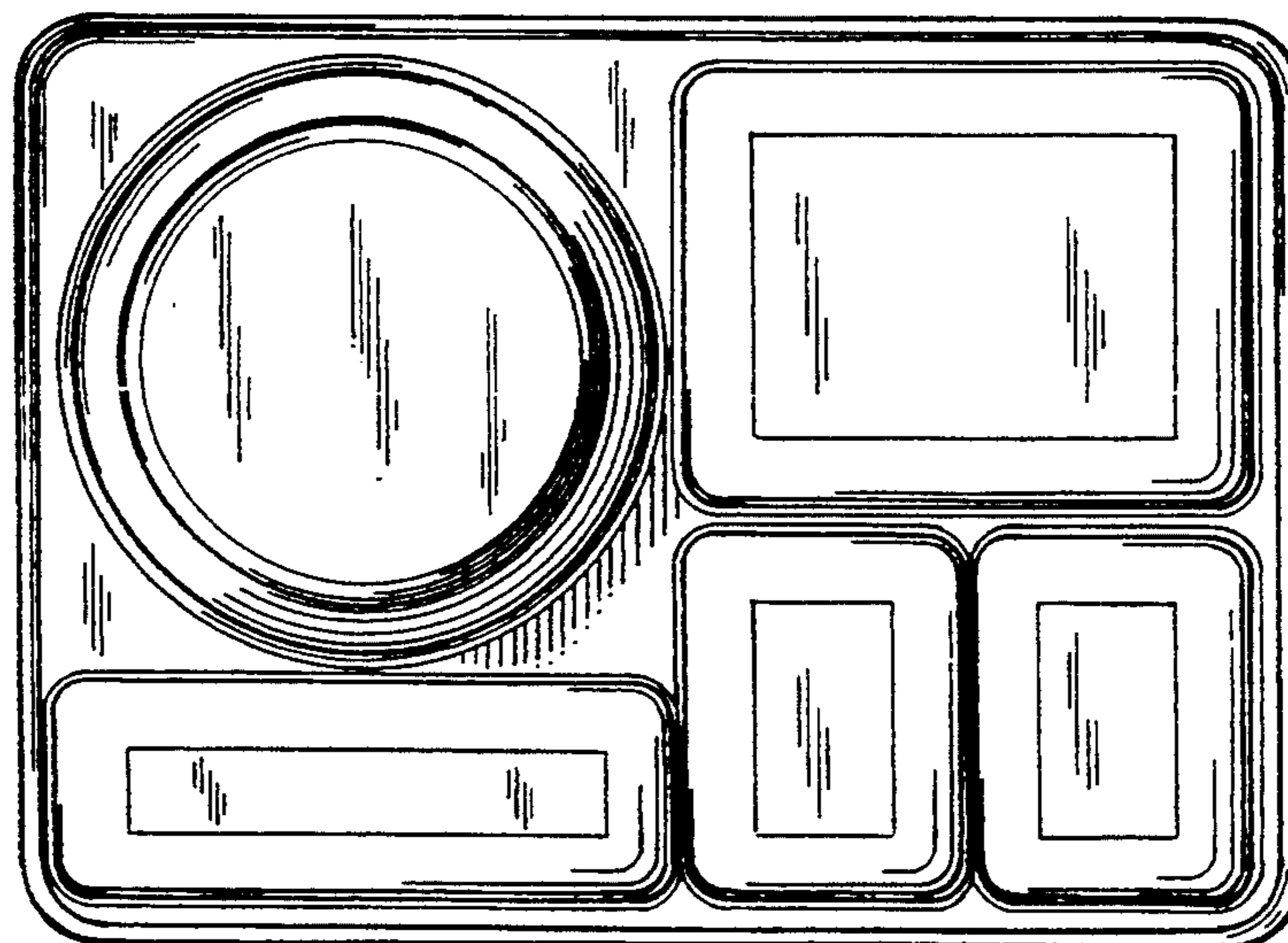


FIG. 3



FIG. 4




FIG. 5



FIG. 6