



US00D353511S

United States Patent [19]

[11] Patent Number: **Des. 353,511**

Saimen

[45] Date of Patent: **** Dec. 20, 1994**

[54] MICROWAVE OVEN

[75] Inventor: **Tadahiko Saimen**, Nara, Japan

[73] Assignee: **Sharp Kabushiki Kaisha**, Osaka, Japan

[**] Term: **14 Years**

[21] Appl. No.: **3,866**

[22] Filed: **Jan. 21, 1993**

[30] **Foreign Application Priority Data**

Jul. 21, 1992 [JP] Japan 4-21943

[52] U.S. Cl. **D7/351**

[58] Field of Search **D7/348-351;**
126/275 R, 275 E, 19 M, 19 R, 21 A;
99/467-468; 219/391, 402, 10.55 R, 10.55 A,
10.55 B, 10.55 C

[56] **References Cited**

U.S. PATENT DOCUMENTS

- D. 268,080 3/1983 Haruguchi et al. D7/351
- D. 290,805 7/1987 Kubo et al. D7/351
- D. 295,822 5/1988 Kubo et al. D7/351
- D. 302,226 7/1989 Kido et al. D7/351

- D. 305,087 12/1989 Ichihara et al. D7/351
- D. 305,492 1/1990 Kawaishi et al. D7/351
- D. 313,149 12/1990 Ichihara et al. D7/351
- D. 324,466 3/1992 Yamagami et al. D7/351

OTHER PUBLICATIONS

Serial #07/928,327, filing date Aug. 12, 1992, Nakamura.

Serial #29/003,865, filed Jan. 21, 1993, Nakamura.

Ser. #003,867, filed Jan. 21, 1993, Saimen et al.

Primary Examiner—Ruth McInroy

Attorney, Agent, or Firm—Nixon & Vanderhye

[57] **CLAIM**

The ornamental design for a microwave oven, as shown and described.

DESCRIPTION

FIG. 1 is a top, front and right side perspective view of a microwave oven showing my new design;

FIG. 2 is a top plan view thereof;

FIG. 3 is a front elevational view thereof;

FIG. 4 is a right side elevational view thereof;

FIG. 5 is a rear elevational view thereof;

FIG. 6 is a left side elevational view thereof; and,

FIG. 7 is a bottom plan view thereof.

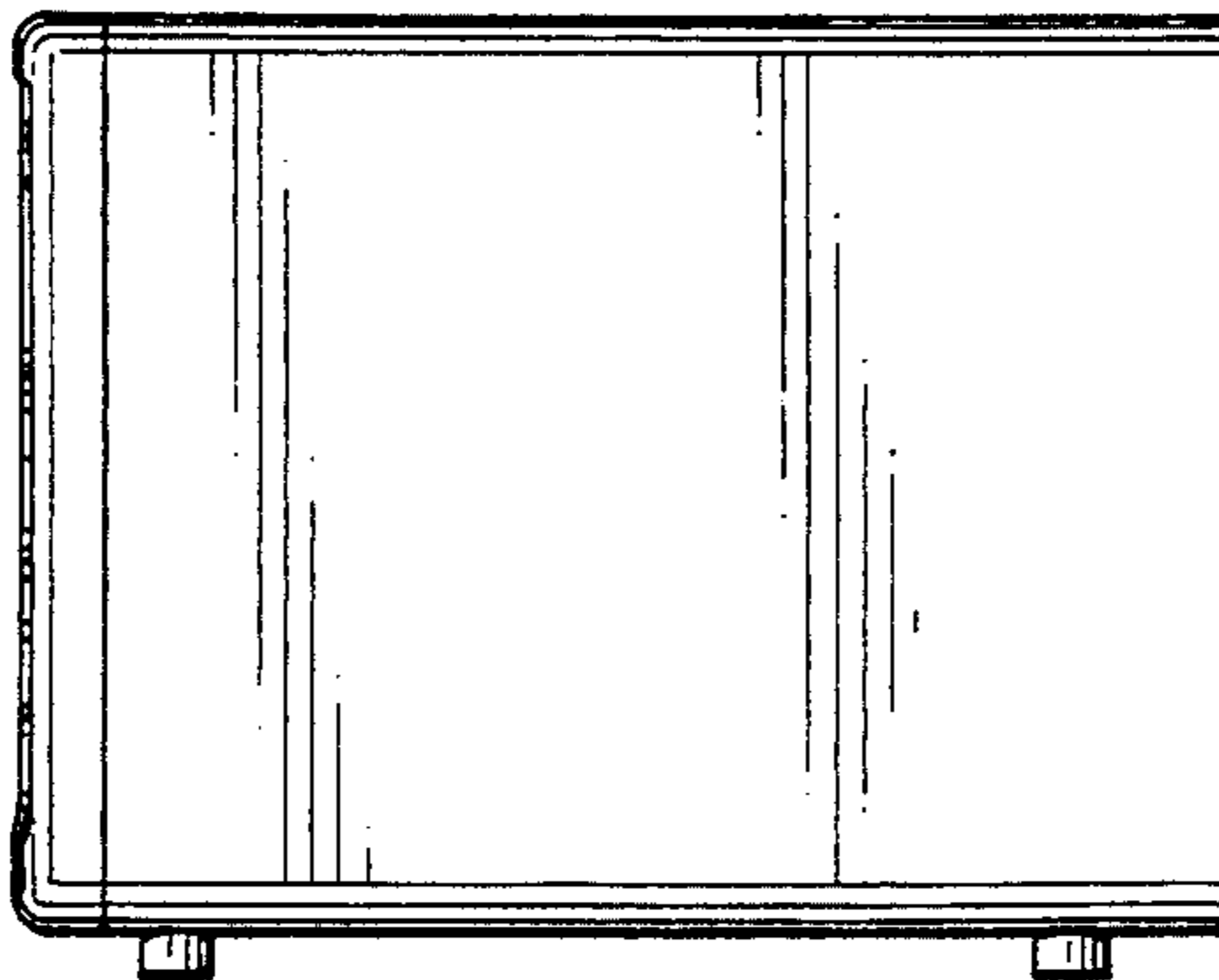
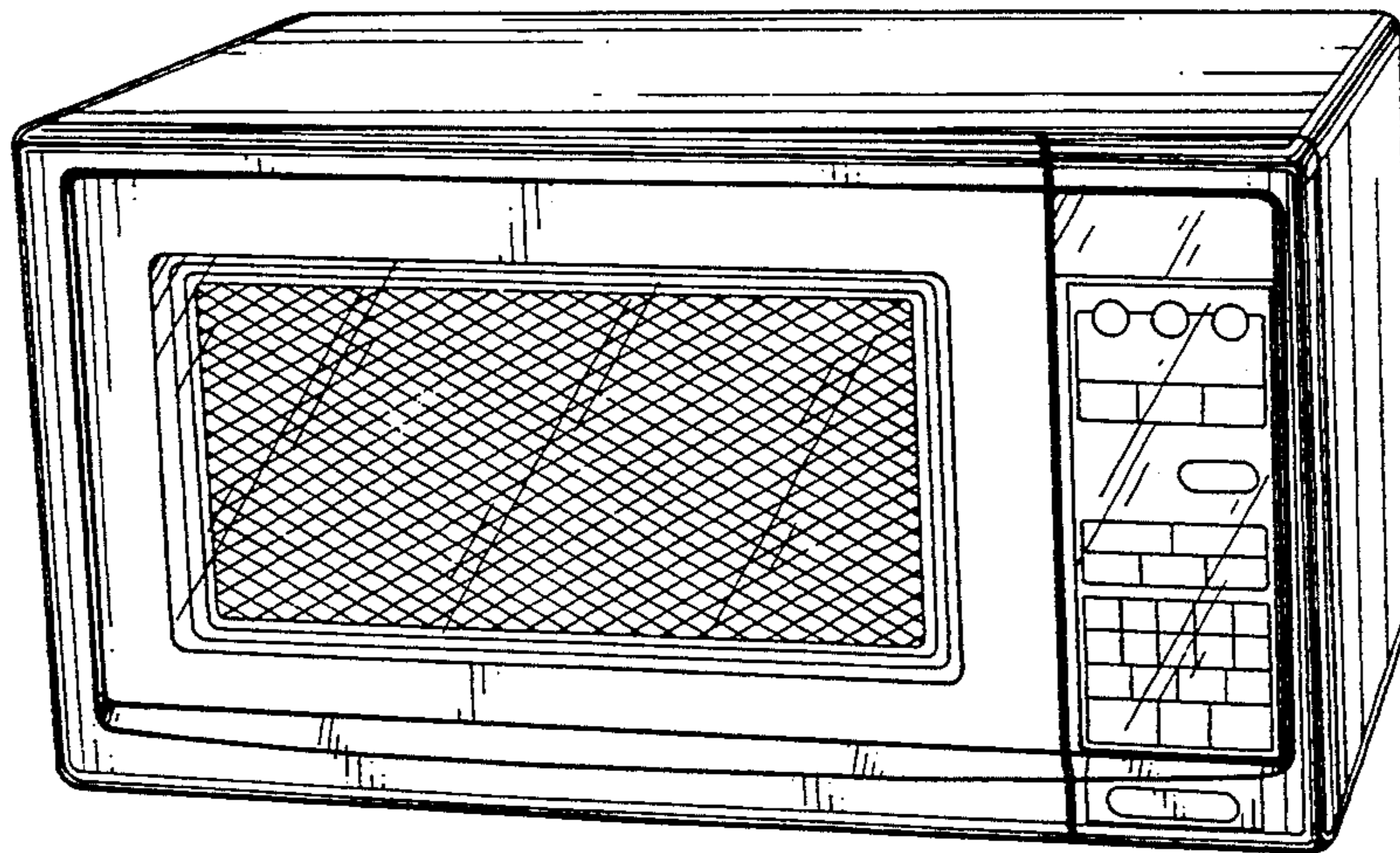


FIG. 1

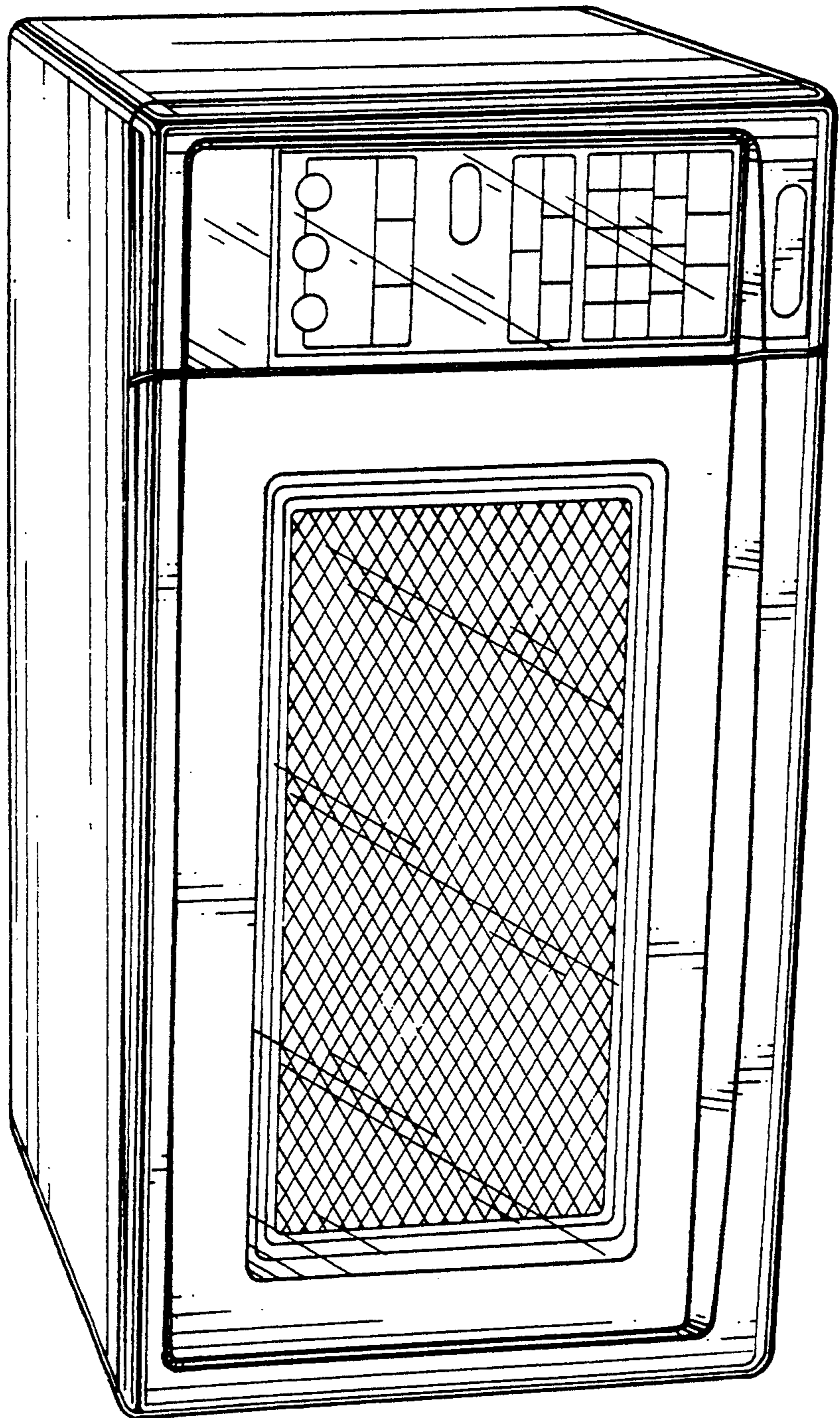


FIG. 2




FIG. 3

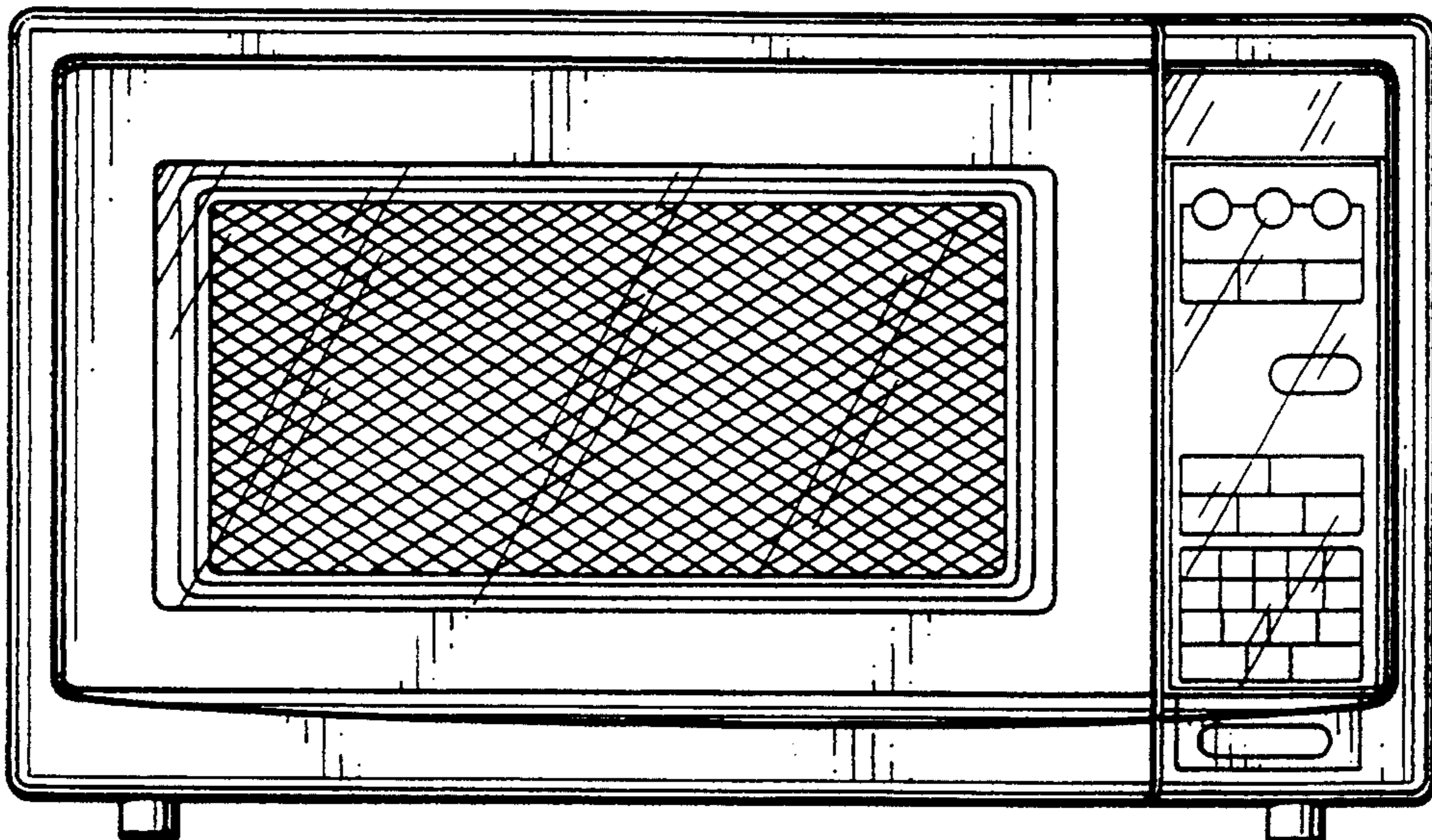


FIG. 4




FIG. 5

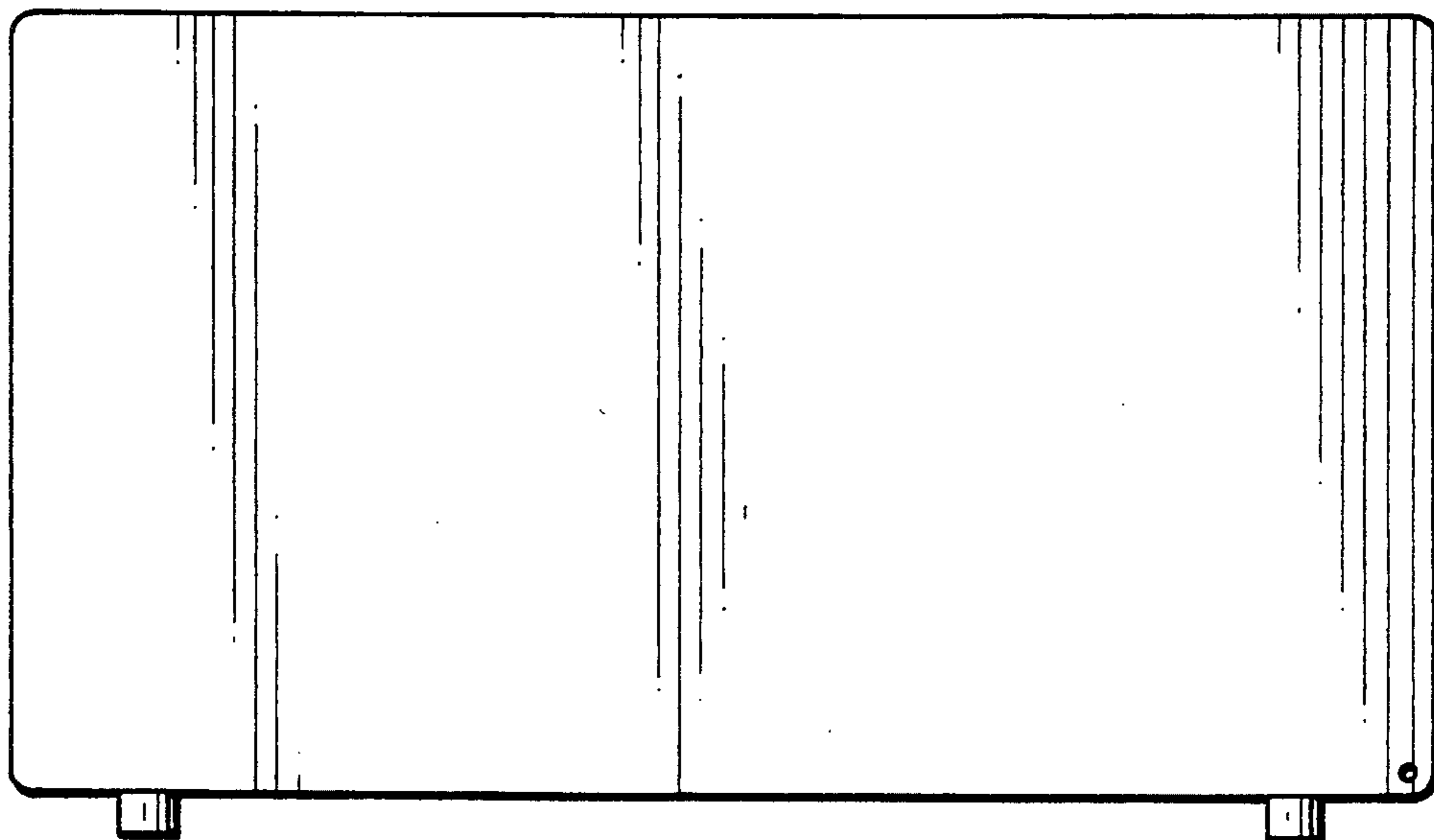


FIG. 6




FIG. 7

