



US00D353504S

# United States Patent [19]

[11] Patent Number: **Des. 353,504**

Collins et al.

[45] Date of Patent: **\*\* Dec. 20, 1994**

[54] **ADJUSTABLE CURTAIN ROD**

3,023,909	3/1962	Martens	.....	160/39	X
3,166,286	1/1965	Pfaff	.....	160/39	X
5,042,549	8/1991	Roberts	.....	160/39	

[76] Inventors: **Carol A. Collins; Don W. Collins,**  
both of 2705 Club Lake Trail,  
McKinney, Tex. 75070

*Primary Examiner*—Wallace R. Burke  
*Assistant Examiner*—Monica A. Hannon  
*Attorney, Agent, or Firm*—Armstrong, Teasdale,  
Schlafly & Davis

[\*\*] Term: **14 Years**

[21] Appl. No.: **5,945**

[57] **CLAIM**

[22] Filed: **Mar. 18, 1993**

The ornamental design for an adjustable curtain rod, as shown and described.

[52] U.S. Cl. .... **D6/580; D6/575**

[58] Field of Search ..... **D6/575, 576, 578, 580;**  
**33/483, 494; 160/19, 38, 39; 211/105.1, 105.3;**  
**D10/70, 71**

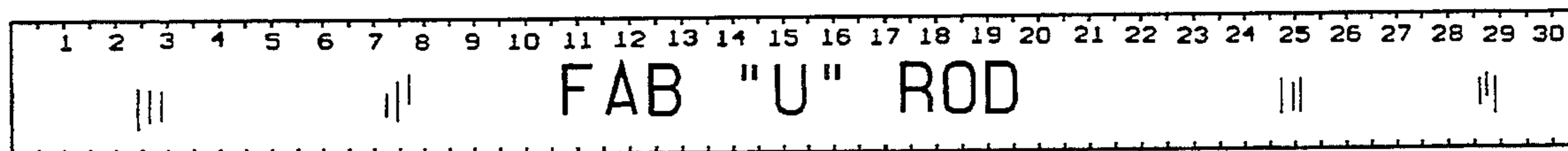
**DESCRIPTION**

FIG. 1 is a front elevation view of an adjustable curtain rod incorporating our design;  
FIG. 2 is a rear elevation view thereof;  
FIG. 3 is a top plan view thereof;  
FIG. 4 is a bottom plan view thereof;  
FIG. 5 is a left end elevation view thereof; and,  
FIG. 6 is a right end elevation view thereof.

[56] **References Cited**

**U.S. PATENT DOCUMENTS**

236,028	12/1880	Herrmann	.....	160/39
809,950	1/1906	Heysinger et al.	.....	33/494
1,453,023	4/1923	Ruffin, Jr.	.....	33/494



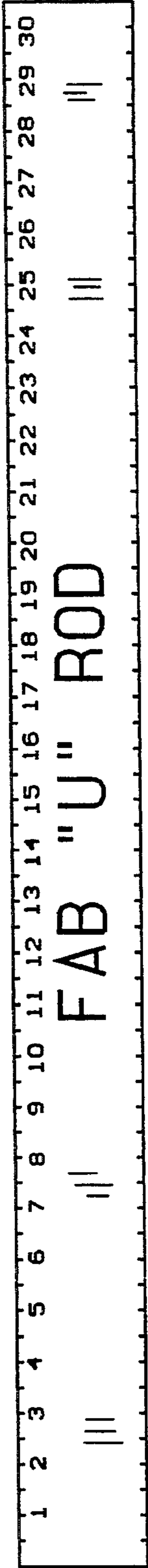


FIG. 1




FIG. 2



FIG. 3



FIG. 4



FIG. 5

FIG. 6