



US00D353501S

United States Patent [19] Kral

[11] Patent Number: **Des. 353,501**

[45] Date of Patent: **** Dec. 20, 1994**

[54] **EARRING HOLDER**

[76] Inventor: **Diane L. Kral**, 4932 Susans Way,
Bloomfield Hills, Mich. 48302

[**] Term: **14 Years**

[21] Appl. No.: **14,959**

[22] Filed: **Nov. 5, 1993**

[52] U.S. Cl. **D6/513; D6/567**

[58] Field of Search **D6/512-514,
D6/567, 553; 211/13, 113, 60.1, 86-87, 89;
206/486, 566**

4,465,179 8/1984 Miller 205/566 X
4,606,458 8/1986 Labate 206/566
4,739,866 4/1988 Seaberg 211/13

Primary Examiner—Brain N. Vinson
Attorney, Agent, or Firm—Harness, Dickey & Pierce

[57] CLAIM

The ornamental design for an earring holder, as shown and described.

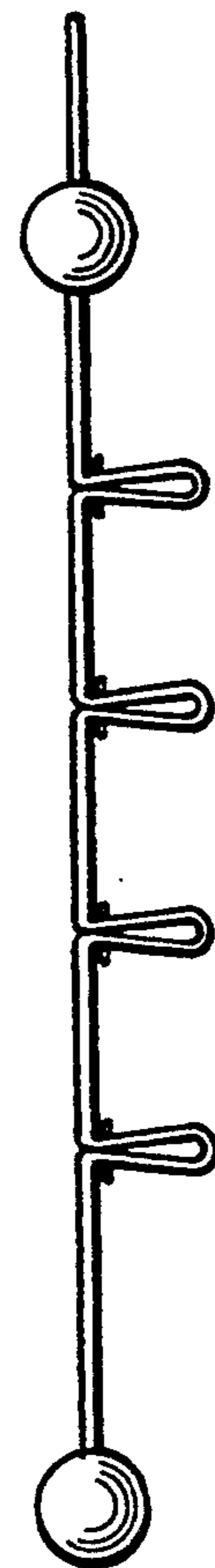

DESCRIPTION

FIG. 1 is a front and right side perspective view of an earring holder showing my new design, the broken-line disclosure of earrings being for illustrative purposes only and forming no part of the claimed design; FIG. 2 is a front elevational view thereof; FIG. 3 is a top plan view thereof; FIG. 4 is a rear elevational view thereof; FIG. 5 is a left side elevational view thereof, the right side being a mirror image of that shown; and, FIG. 6 is a bottom plan view thereof.

[56] References Cited

U.S. PATENT DOCUMENTS

D. 313,713 1/1991 Weed D6/513
D. 315,654 3/1991 Hummel D6/553
D. 317,233 6/1991 Kelly D6/553
D. 335,602 5/1993 Magaard D6/513 X
D. 343,750 2/1994 Wolf D6/514






Fig-1




Fig-2

Fig-3





Fig-4

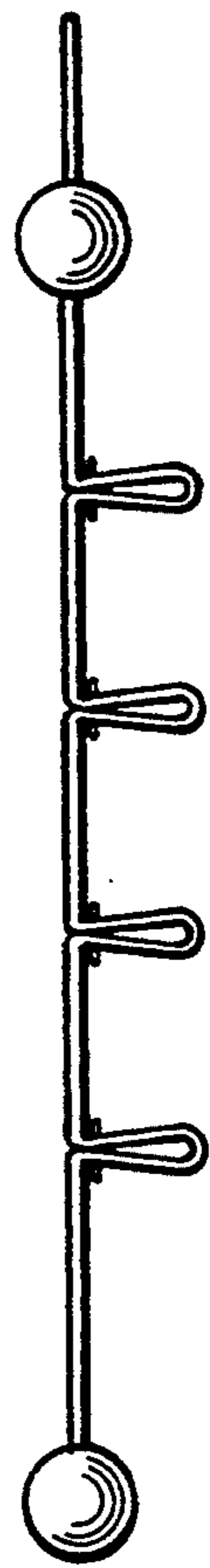


Fig-5




Fig-6