



US00D353485S

United States Patent [19]

[11] Patent Number: **Des. 353,485**

Serven

[45] Date of Patent: **** Dec. 20, 1994**

[54] **FISHING DRESSING HOLDER**

5,183,183 2/1993 Hernandez 222/175

[76] Inventor: **Augustus J. Serven**, P.O. Box 9421,
Missoula, Mont. 59807

Primary Examiner—A. Hugo Word
Assistant Examiner—Doris V. Coles

[**] Term: **14 Years**

[57] **CLAIM**

[21] Appl. No.: **2,972**

The ornamental design for a fishing dressing holder, as shown and described.

[22] Filed: **Dec. 24, 1992**

DESCRIPTION

[52] U.S. Cl. **D3/221; D22/134**

FIG. 1 is a front elevational view of a fishing dressing holder, showing my new design;

[58] Field of Search **D3/38, 100, 104, 105, D3/106; 43/25.2, 54.1, 57.1, 1; 222/187, 175; 224/901, 206, 253, 148, 252; D22/134, 149**

FIG. 2 is a front elevational view in the unfolded position;

[56] **References Cited**

U.S. PATENT DOCUMENTS

D. 314,277	2/1991	Hackley	D3/104
3,747,258	7/1973	Maciel	43/57.1
4,203,245	5/1980	Peterson	43/25.2
5,060,411	10/1991	Uhlman	D22/125 X
5,111,981	5/1992	Allen	D3/100 X
5,131,180	7/1992	Ives	43/25.2

FIG. 3 is a rear elevational view in the folded position;

FIG. 4 is a rear elevational view in the unfolded position;

FIG. 5 is a side elevational view in the unfolded position, the opposite side being a mirror image thereof;

FIG. 6 is a side elevational view in the folded position, the opposite side being a mirror image thereof;

FIG. 7 is a bottom plan view thereof; and,

FIG. 8 is a top plan view thereof.

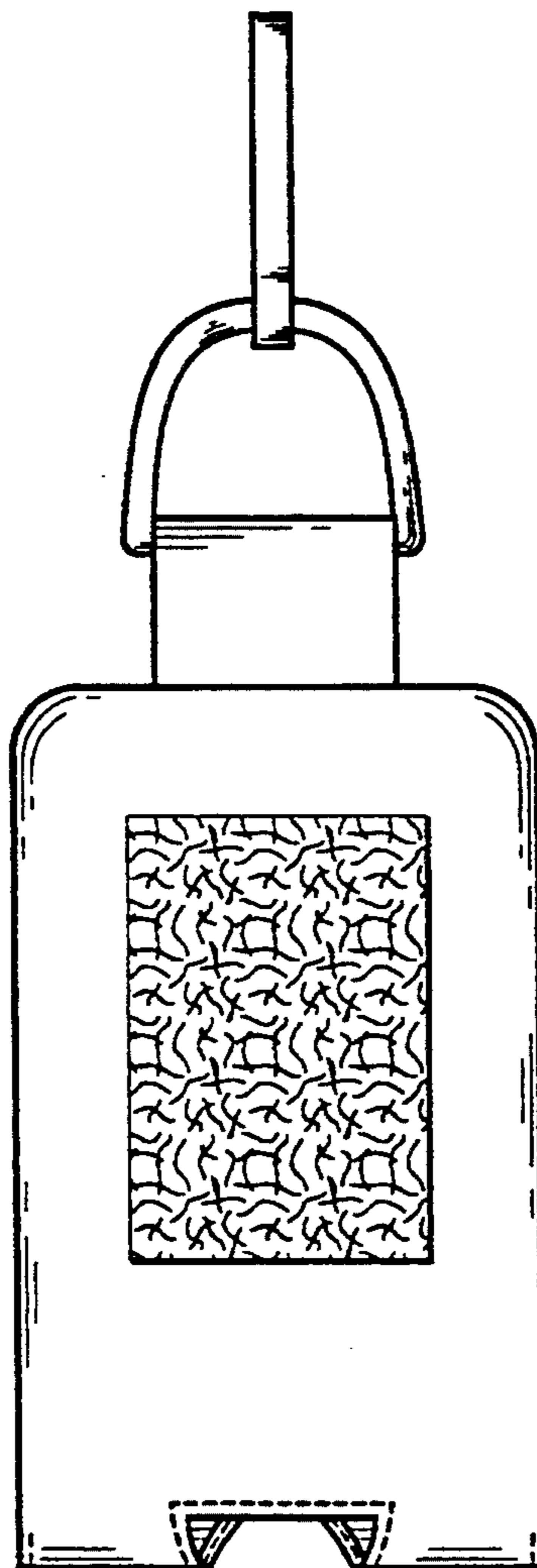


Fig. 1

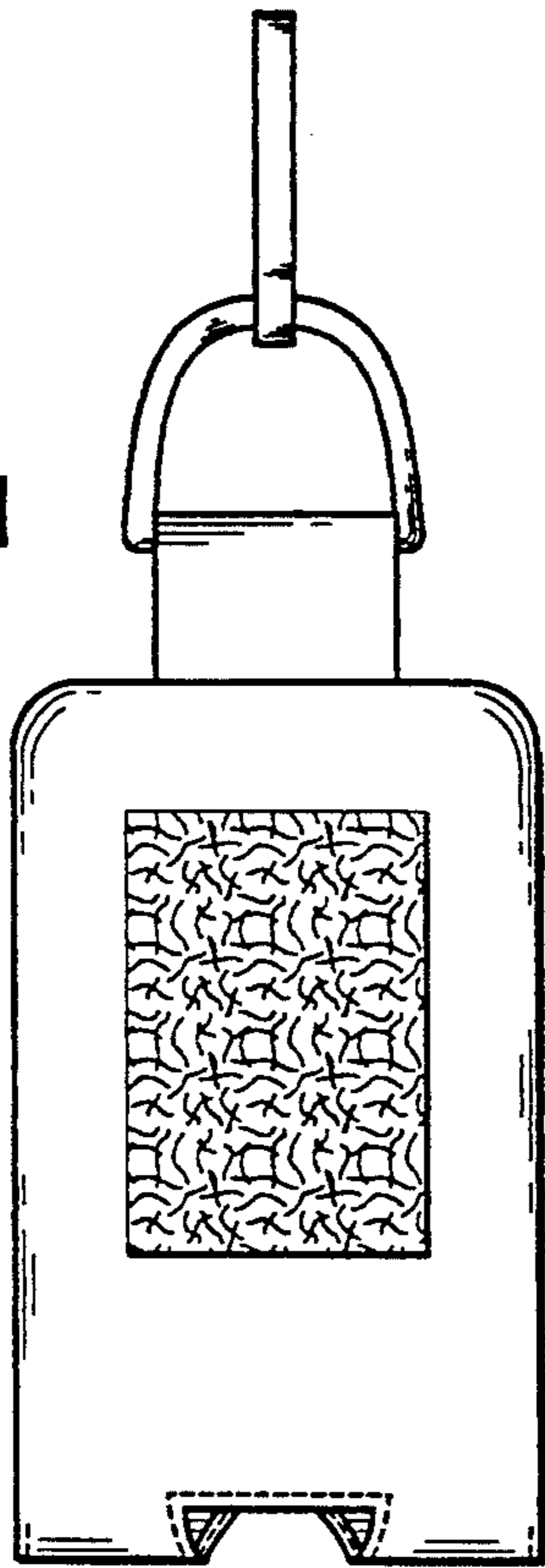


Fig. 2




Fig. 3

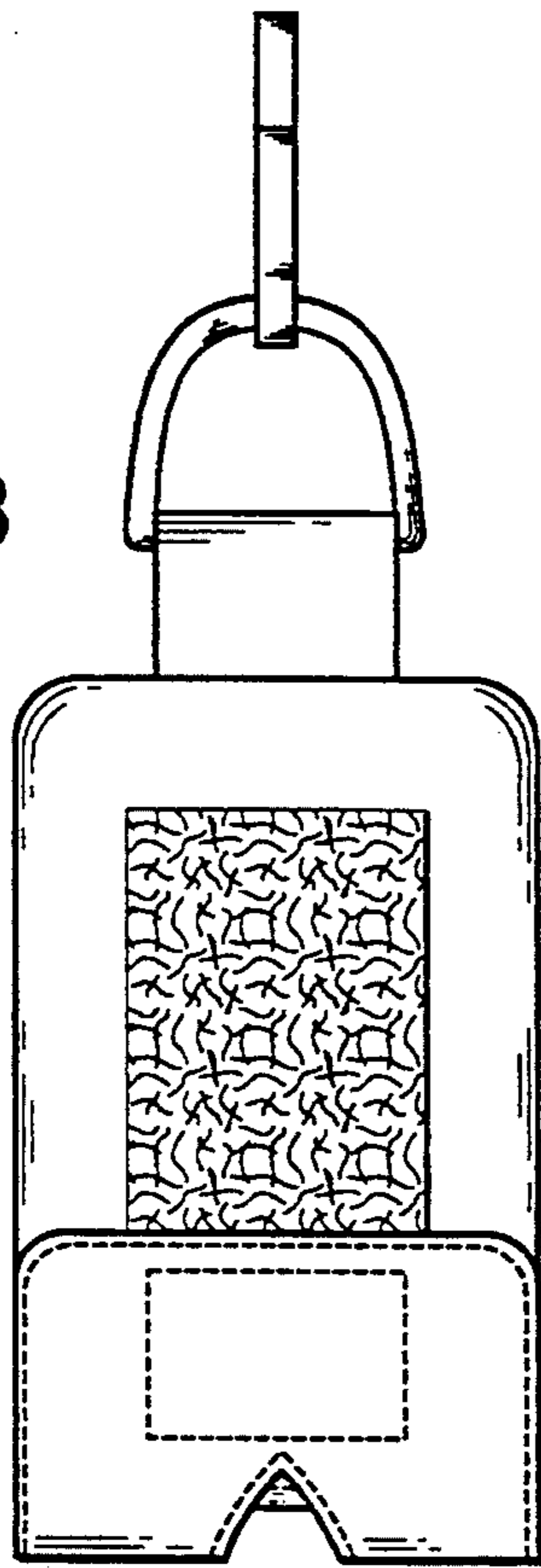


Fig. 4

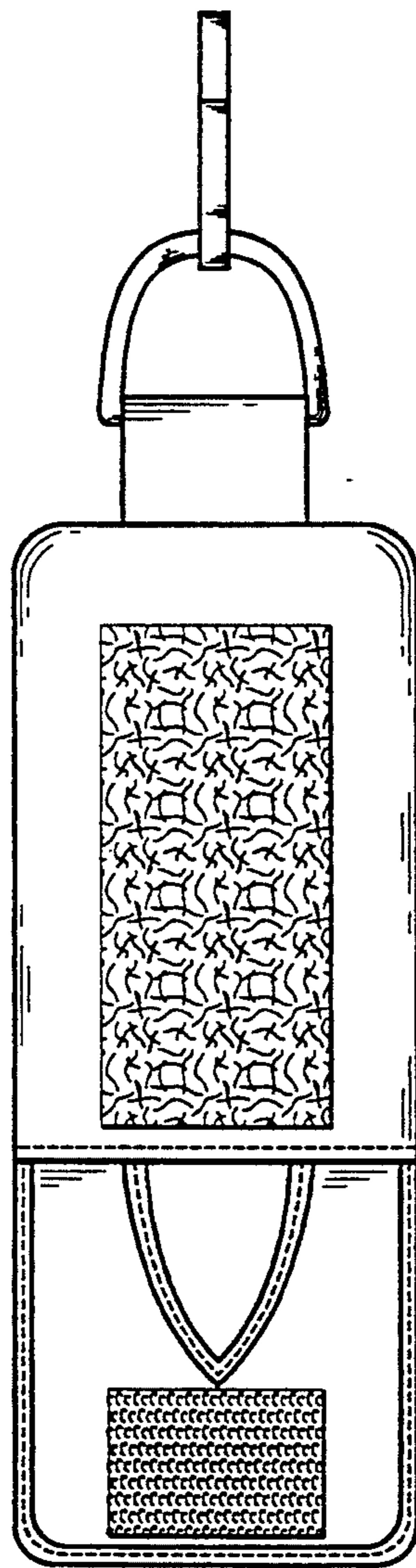


Fig. 5



Fig. 6



Fig. 7



Fig. 8

