



US00D353484S

United States Patent [19]
Miller

[11] **Patent Number: Des. 353,484**
[45] **Date of Patent: ** Dec. 20, 1994**

[54] **UMBRELLA**

[76] **Inventor: William C. Miller, P.O. Box 532,
Flourtown, Pa. 19031-9998**

[**] **Term: 14 Years**

[21] **Appl. No.: 7,653**

[22] **Filed: Apr. 29, 1993**

[52] **U.S. Cl. D3/5; D21/230**

[58] **Field of Search D3/5-7,
D3/10-17; 135/15.1, 16, 17, 18, 19.5, 44, 25.4,
48; D12/178; D21/230, 222**

[56] **References Cited**

U.S. PATENT DOCUMENTS

D. 243,265 2/1977 Koblick D21/230
1,819,912 8/1931 McGaffey D21/222
4,214,770 7/1980 Agins 135/17

OTHER PUBLICATIONS

Abitare, Jan. 1979, p. 79-Ski Poles at top.
Totes Ad #701 ©1977.

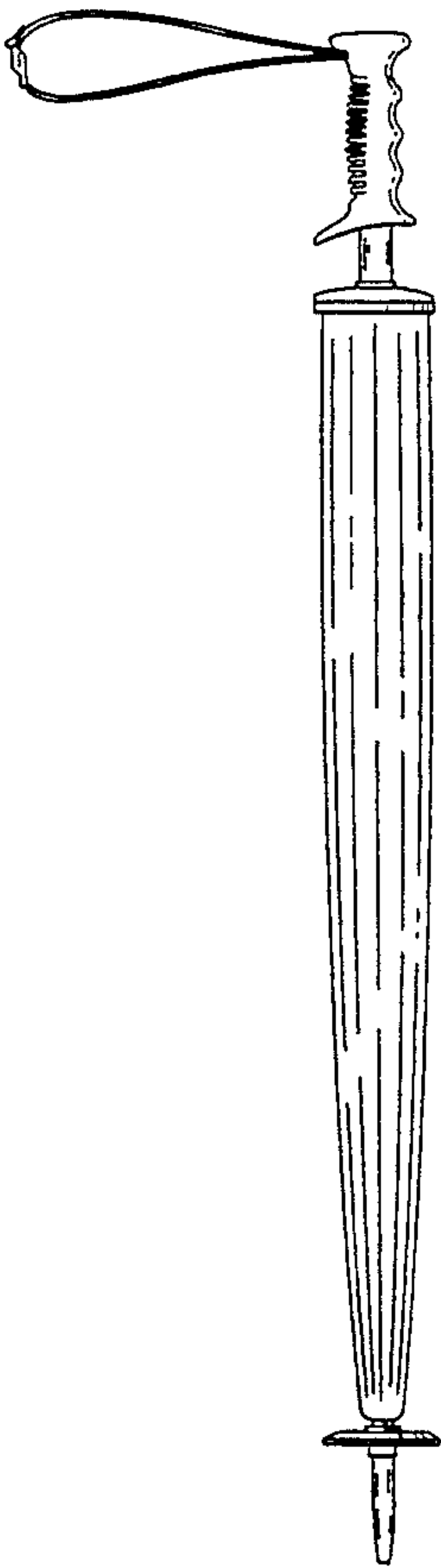
Primary Examiner—Louis S. Zarfes
Attorney, Agent, or Firm—Ceasar, Rivise, Bernstein,
Cohen & Pokotilow, Ltd.

[57] **CLAIM**

The ornamental design for an umbrella, as shown.

DESCRIPTION

FIG. 1 is a side elevational view of an umbrella embodying the invention taken from the left side thereof; FIG. 2 is a front elevational view thereof; FIG. 3 is a rear elevational view thereof; FIG. 4 is a top plan view thereof; FIG. 5 is a bottom plan view thereof; FIG. 6 is a fragmentary front elevational view of an alternate umbrella embodying the invention, all portions not shown being like the umbrella shown in FIGS. 1 through 5; FIG. 7 is a side elevational view thereof; FIG. 8 is a rear elevational view thereof; FIG. 9 is a top plan view of the alternate portion thereof; FIG. 10 is a bottom plan view of the alternate portion thereof; FIG. 11 is a fragmentary rear elevational view of a second alternate embodiment of an umbrella embodying the invention, all portions not shown being like the umbrella shown in FIGS. 1 through 5; FIG. 12 is a front elevational view thereof; FIG. 13 is a top plan view of the second alternate portion thereof; and, FIG. 14 is a bottom plan view of the second alternate portion thereof.






FIG. 1

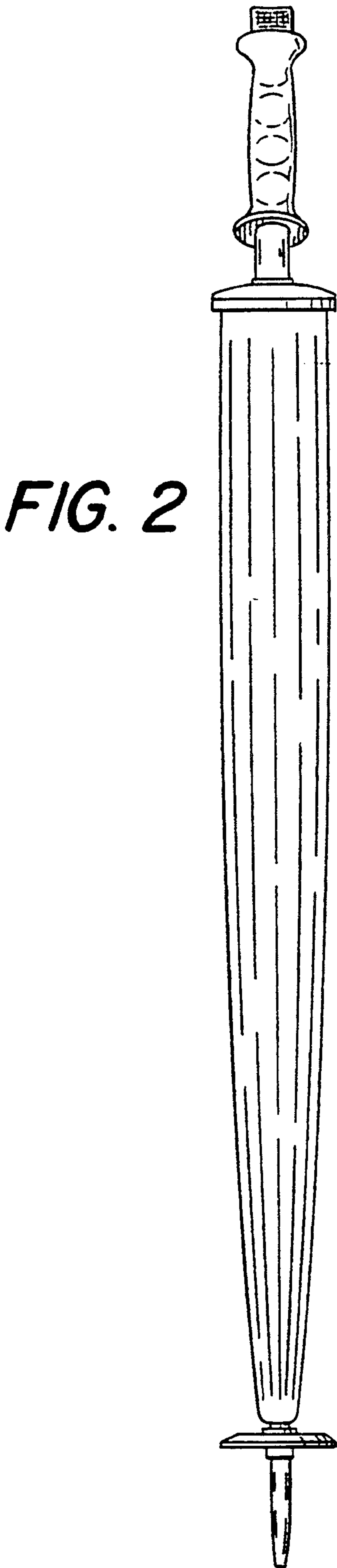


FIG. 2

FIG. 3




FIG. 4




FIG. 5




FIG. 6

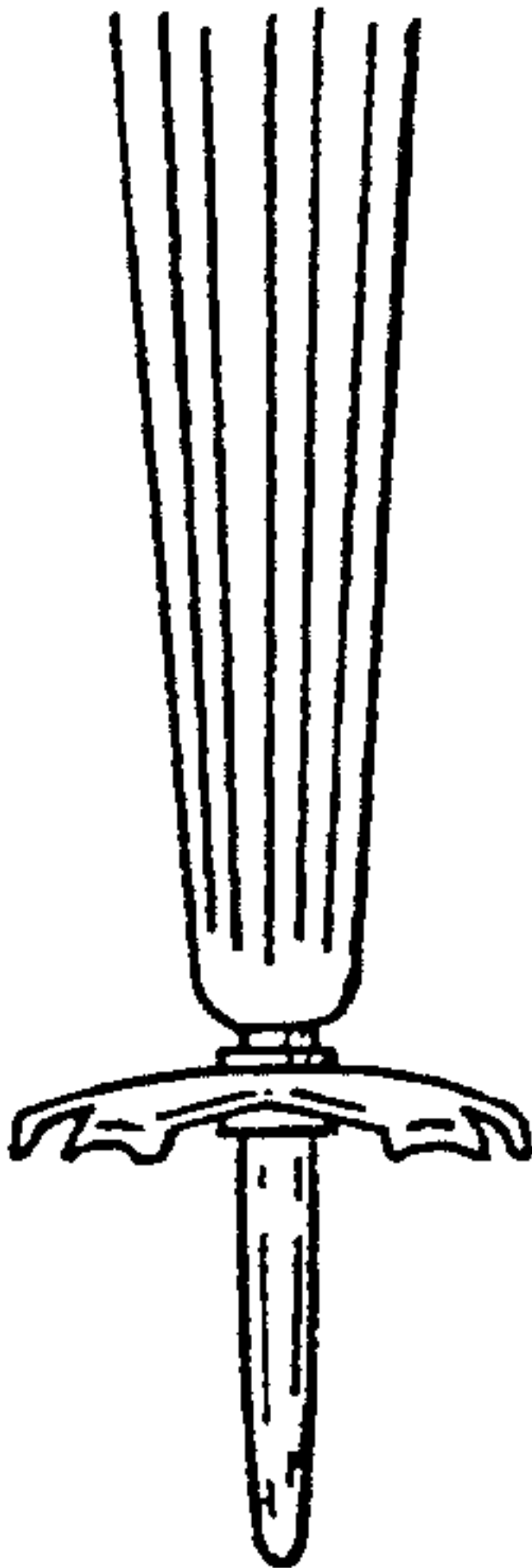


FIG. 7



FIG. 8

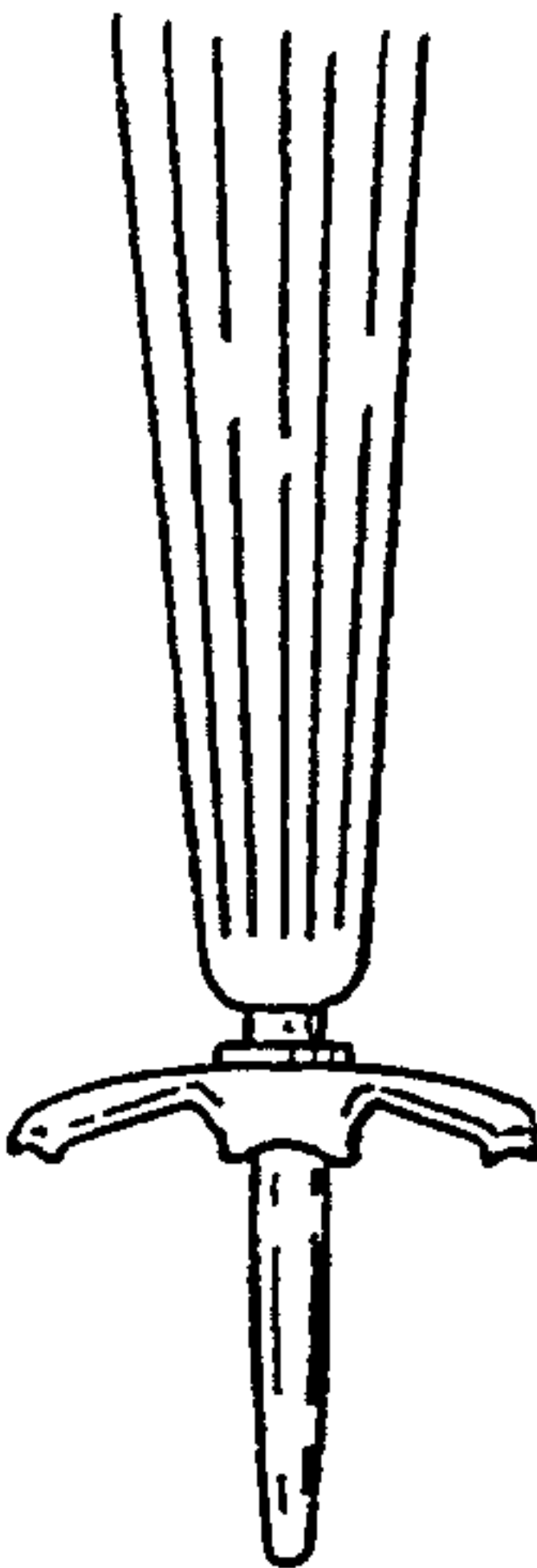


FIG. 9




FIG. 10




FIG. 11



FIG. 12



FIG. 13

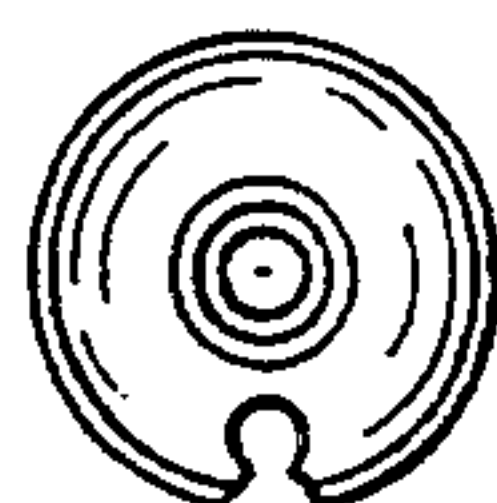


FIG. 14

