



US00D353482S

United States Patent [19]

[11] Patent Number: **Des. 353,482**

Cintron

[45] Date of Patent: **** Dec. 20, 1994**

[54] **SHOE UPPER**

D. 345,460 3/1994 Ryder D2/969
D. 346,483 5/1994 Foster D2/969

[75] Inventor: **Arthur G. Cintron, Marlboro, Mass.**

FOREIGN PATENT DOCUMENTS

[73] Assignee: **The Rockport Company, Inc.,
Marlboro, Mass.**

1124060 5/1982 Canada D2/D2 902

[**] Term: **14 Years**

OTHER PUBLICATIONS

[21] Appl. No.: **23,843**

M2617, Rockport Men's Fall 1987/Spring 1988 Line Sheet Catalog (p. 3).

[22] Filed: **Jun. 1, 1994**

W8034, Rockport Fall 1988 Line Sheet Catalog.

[52] U.S. Cl. **D2/969; D2/944**

Natalie (p. 12) and M5132 (p. 20), Rockport Spring 1991 Men's and Women's Collections Catalog.

[58] Field of Search **D2/896, 902, 907, 924,
D2/943-945, 969, 970; 36/45, 83, 84, 89,
102-107, 112-115, 132, 136**

M3331 (pg. 1), M3155 (p. 2) and M2686 (pg. 2), Rockport Spring 1994 Footwear Catalog.

M8029, Rockport for Men Footwear Catalog (p. 17) (Date Unkown).

[56] **References Cited**

U.S. PATENT DOCUMENTS

- D. 236,664 9/1975 Moore .
- D. 264,394 5/1982 Hlustik .
- D. 270,015 8/1983 Radford .
- D. 288,742 3/1987 Caretti .
- D. 291,501 8/1987 Tong D2/969
- D. 296,033 6/1988 Brown et al. .
- D. 296,606 7/1988 Sorofman D2/924
- D. 296,610 7/1988 Brown et al. D2/969
- D. 296,612 7/1988 Brown et al. .
- D. 301,082 5/1989 Duclos D2/969
- D. 301,386 6/1989 Weiner .
- D. 302,070 7/1989 Kilgore et al. D2/944
- D. 304,876 12/1989 Brown et al. D2/969
- D. 310,441 9/1990 Ali et al. D2/969
- D. 333,379 2/1993 Tonkel et al. .
- D. 333,550 3/1993 Marziali et al. D2/969
- D. 337,646 7/1993 Valade .
- D. 342,370 12/1993 Keen D2/969

Primary Examiner—Louis S. Zarfes

Attorney, Agent, or Firm—Sterne, Kessler, Goldstein & Fox

[57] **CLAIM**

The ornamental design for a shoe upper, as shown and described.

DESCRIPTION

FIG. 1 is a left side elevational view of a shoe upper showing my new design;

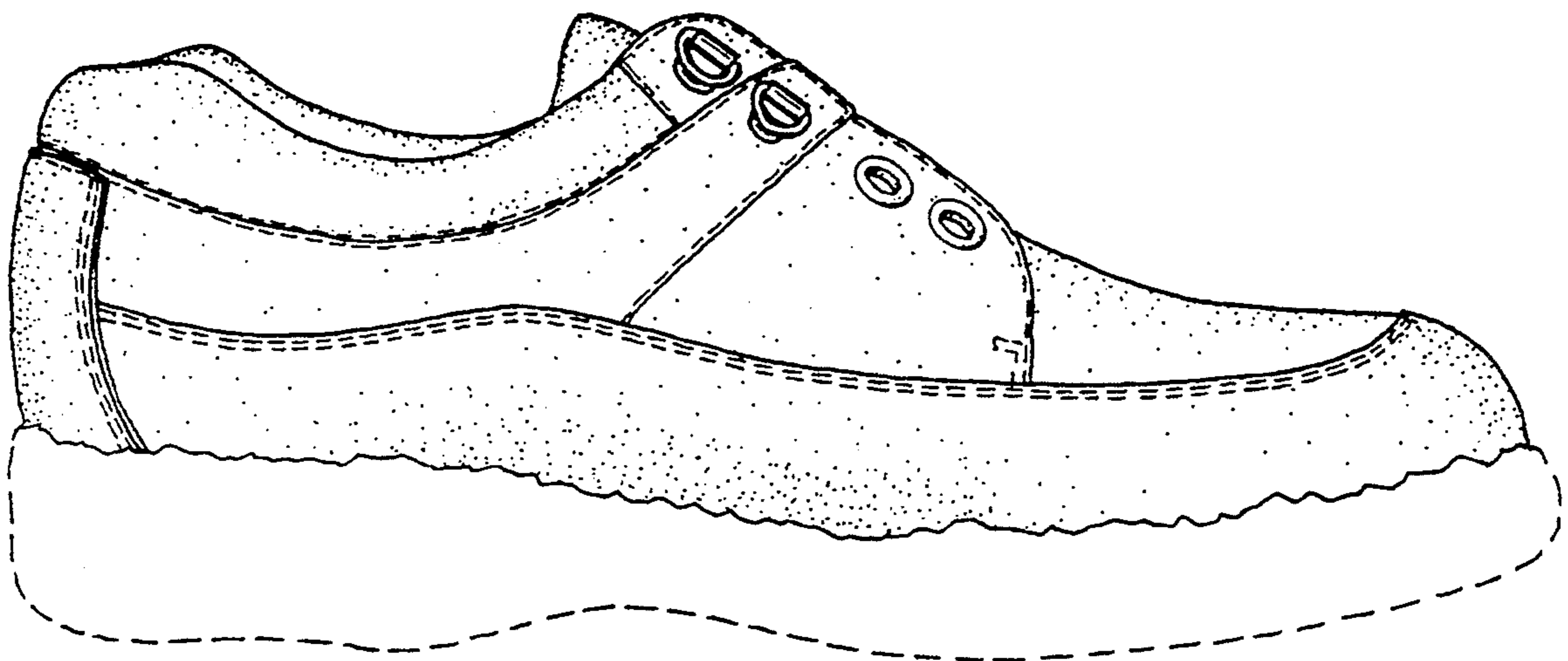
FIG. 2 is a right side elevational view thereof;

FIG. 3 is a top plan view thereof;

FIG. 4 is a front elevational view thereof; and,

FIG. 5 is a rear elevational view thereof.

The broken line showing of a shoe sole in the Figures is environmental only and forms no part of the claimed design.






FIG. 1




FIG. 2

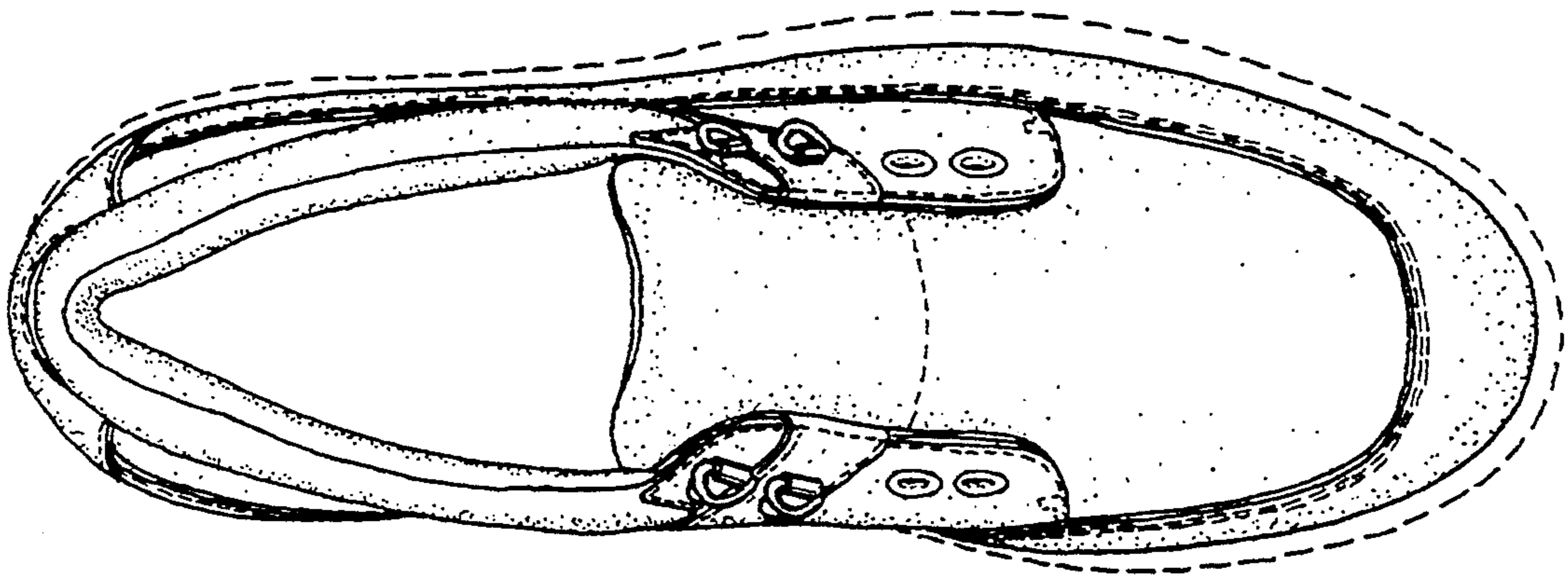


FIG. 3

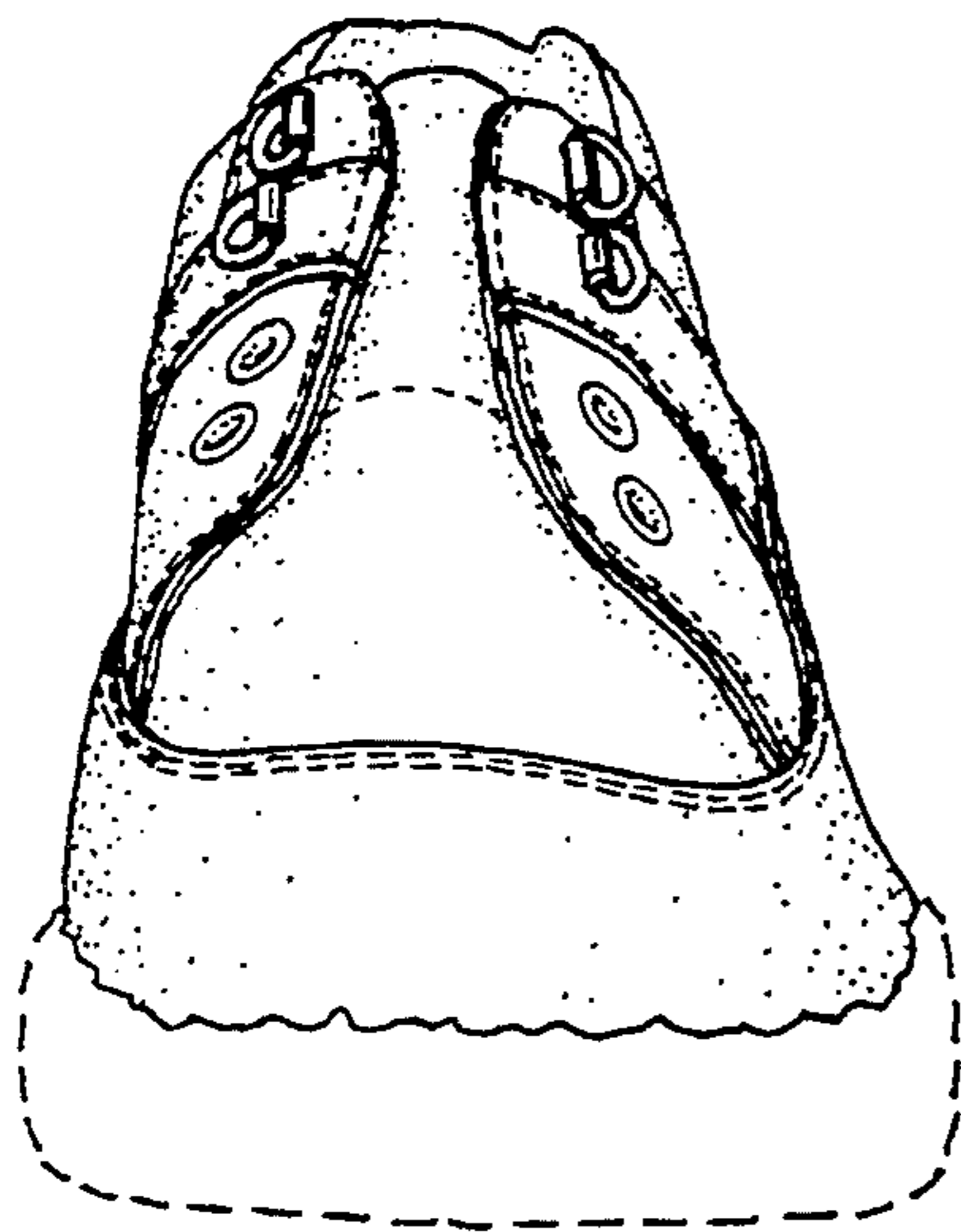


FIG. 4




FIG. 5