



US00D353481S

United States Patent [19]

[11] Patent Number: **Des. 353,481**

Cintron

[45] Date of Patent: **** Dec. 20, 1994**

[54] **SHOE UPPER**

[75] Inventor: **Arthur G. Cintron**, Marlboro, Mass.

[73] Assignee: **The Rockport Company, Inc.**,
Marlboro, Mass.

[**] Term: **14 Years**

[21] Appl. No.: **22,757**

[22] Filed: **May 11, 1994**

[52] U.S. Cl. **D2/969; D2/924**

[58] Field of Search **D2/896, 902, 907, 912,**
D2/924, 969, 970; 36/10, 45, 83, 84, 89,
102-107, 112-114

D. 331,485 12/1992 Bianchini .
D. 333,379 2/1993 Tonkel et al. .
D. 342,370 12/1993 Keen D2/969
D. 345,448 3/1994 Selbiger D2/912
D. 346,483 5/1994 Foster D2/969

OTHER PUBLICATIONS

M2027, Rockport Men's Fall 1985 Footwear Catalog,
p. 1.
M8102, Rockport Men's Fall 1987/Spring 1988 Line
Sheet Catalog.
M3627, Rockport Men's Fall 1988 Line Sheet Catalog.
M2023, Rockport Men's Fall 1988 Line Sheet Catalog.
M3155, Rockport Men's Spring 1992 Footwear Cata-
log, p. 25.

Primary Examiner—Louis S. Zarfaz
Attorney, Agent, or Firm—Sterne, Kessler, Goldstein &
Fox

[56] **References Cited**

U.S. PATENT DOCUMENTS

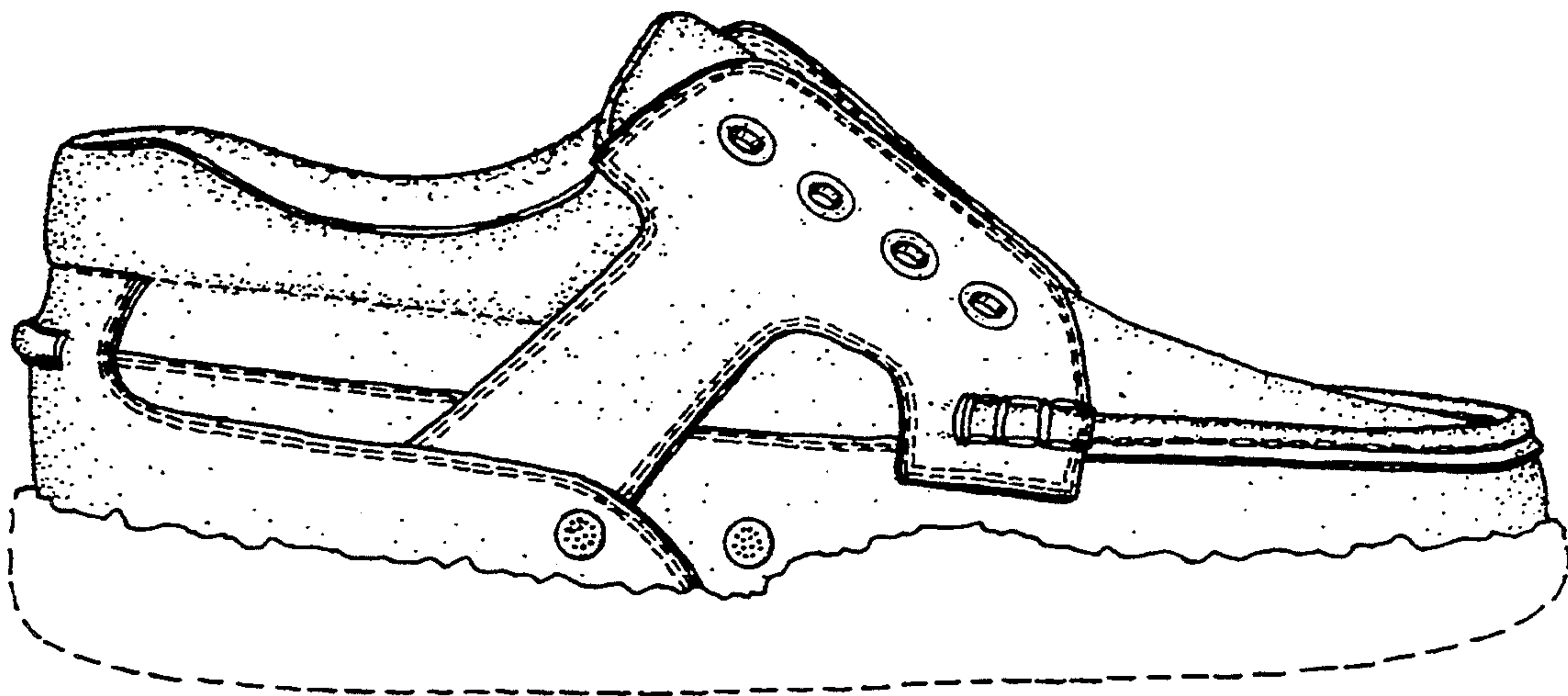
D. 125,426 2/1941 Pick .
D. 233,805 12/1974 Kubo .
D. 254,938 5/1980 Keller D2/924
D. 271,633 12/1983 Casetta .
D. 291,141 8/1987 Tong et al. .
D. 291,142 8/1987 Kelley D2/969
D. 292,943 12/1987 Tong .
D. 296,606 7/1988 Sorofman .
D. 296,722 7/1988 Brown et al. .
D. 297,184 8/1988 Tong D2/969
D. 297,883 10/1988 Mourad D2/969
D. 299,786 2/1989 Swett .
D. 300,180 3/1989 Bessec et al. D2/924
D. 300,782 4/1989 Brown et al. .
D. 301,082 5/1989 Duclos .
D. 323,922 2/1992 Emmert .

[57] **CLAIM**

The ornamental design for a shoe upper, as shown and
described.

DESCRIPTION

FIG. 1 is a left side elevational view of a shoe upper
showing my new design;
FIG. 2 is a right side elevational view thereof;
FIG. 3 is a top plan view thereof;
FIG. 4 is a front elevational view thereof; and,
FIG. 5 is a rear elevational view thereof.
The broken line showing of a shoe sole in the Figures is
environmental only and forms no part of the claimed
design.



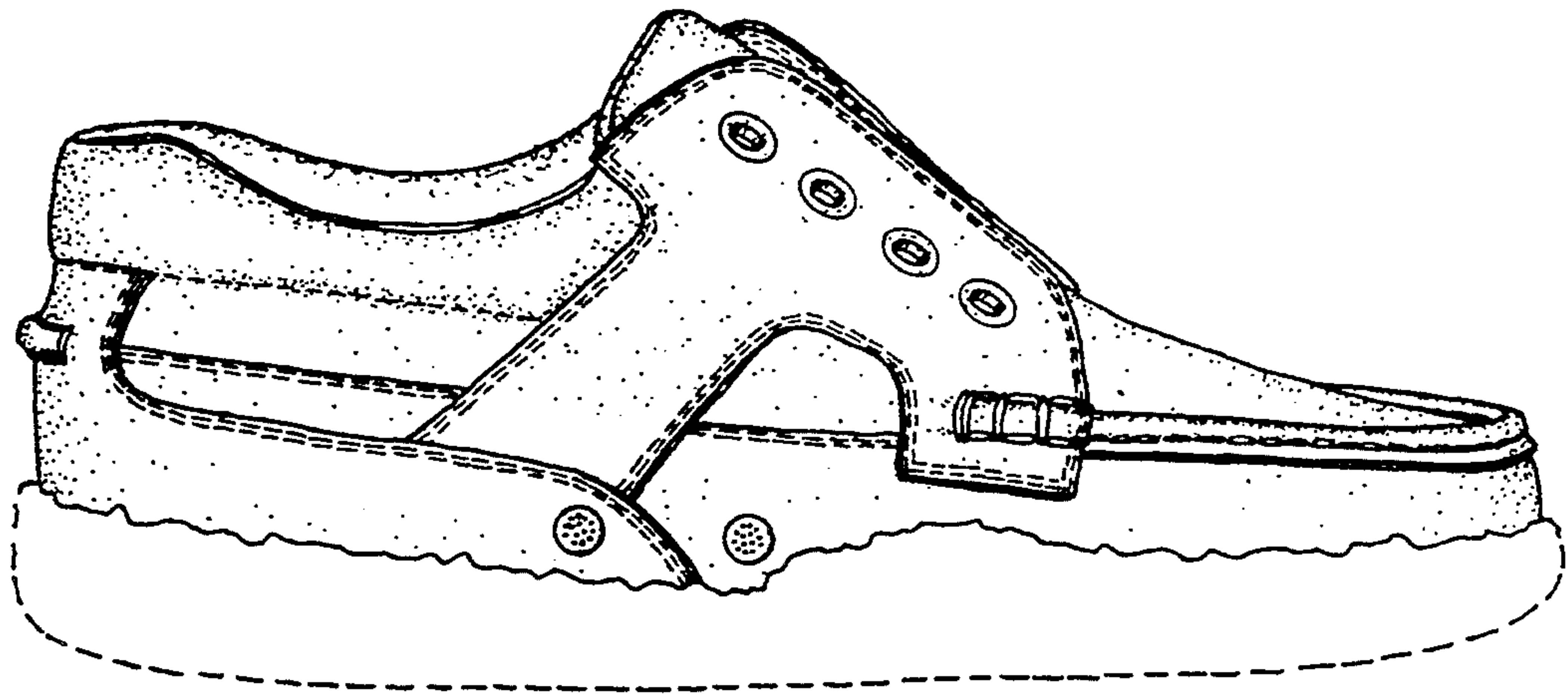


FIG. 1

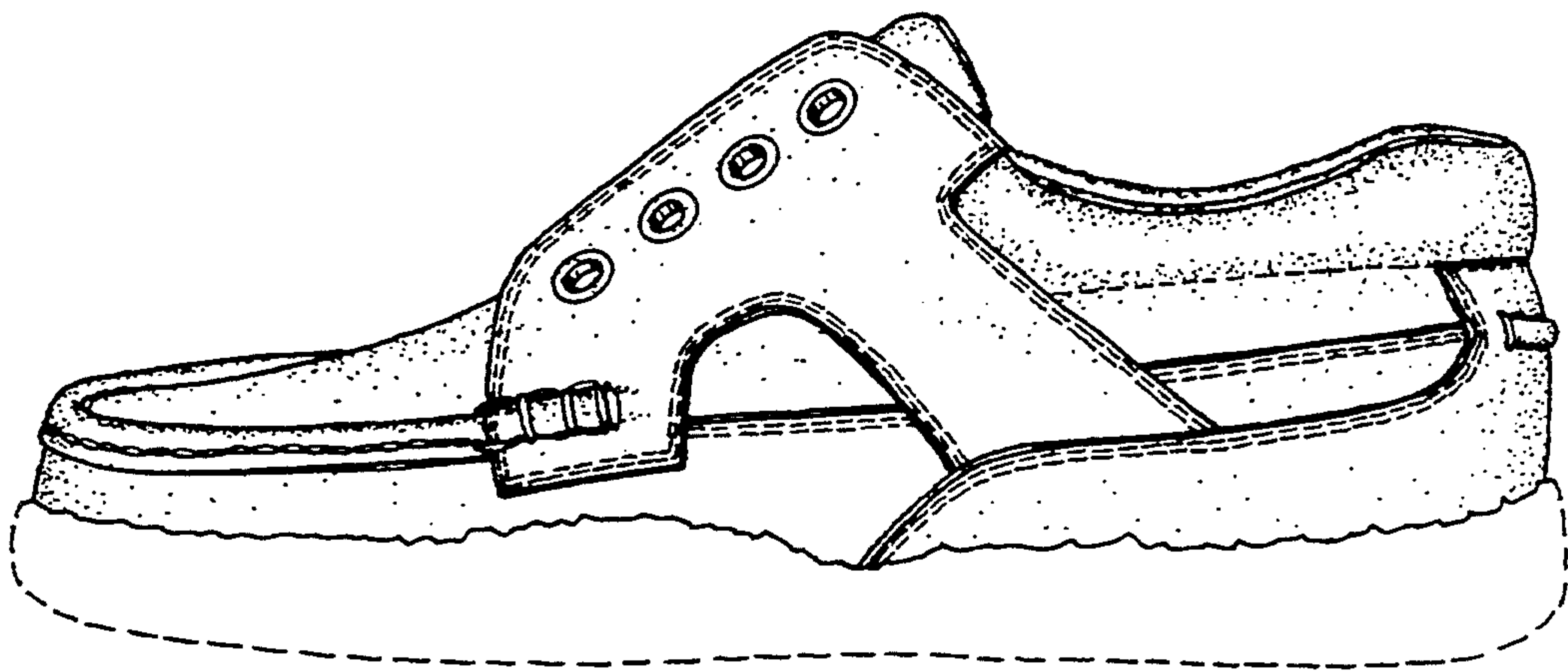


FIG. 2

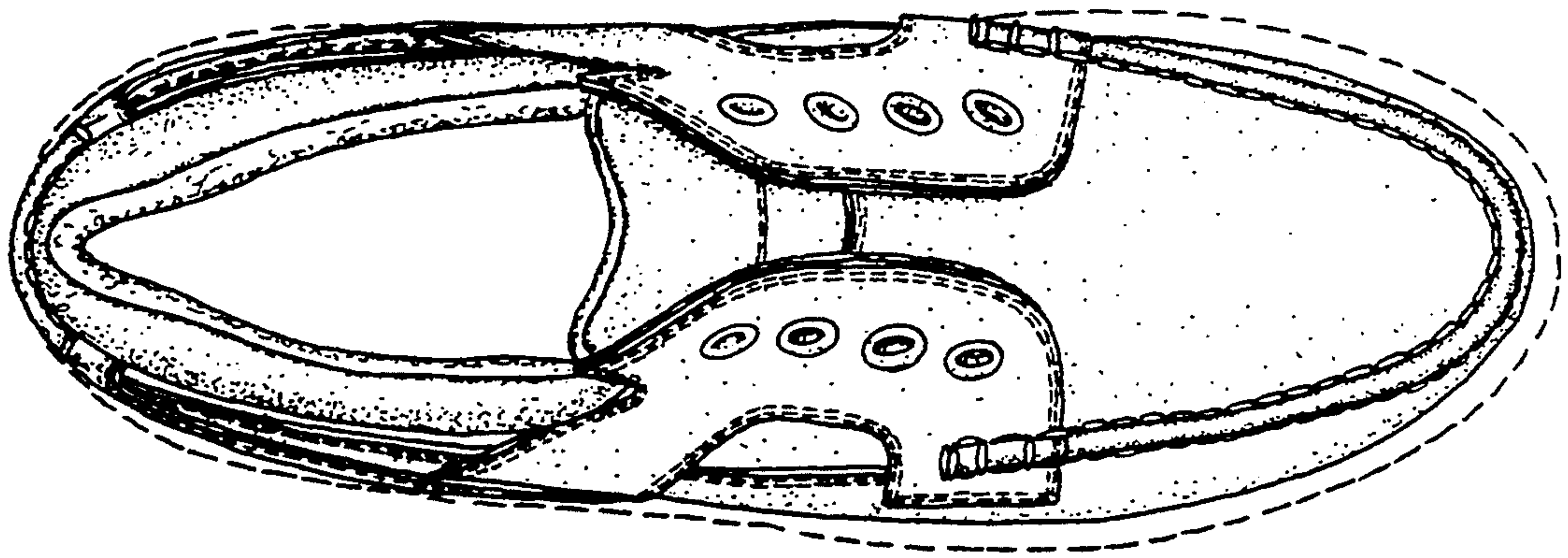


FIG. 3

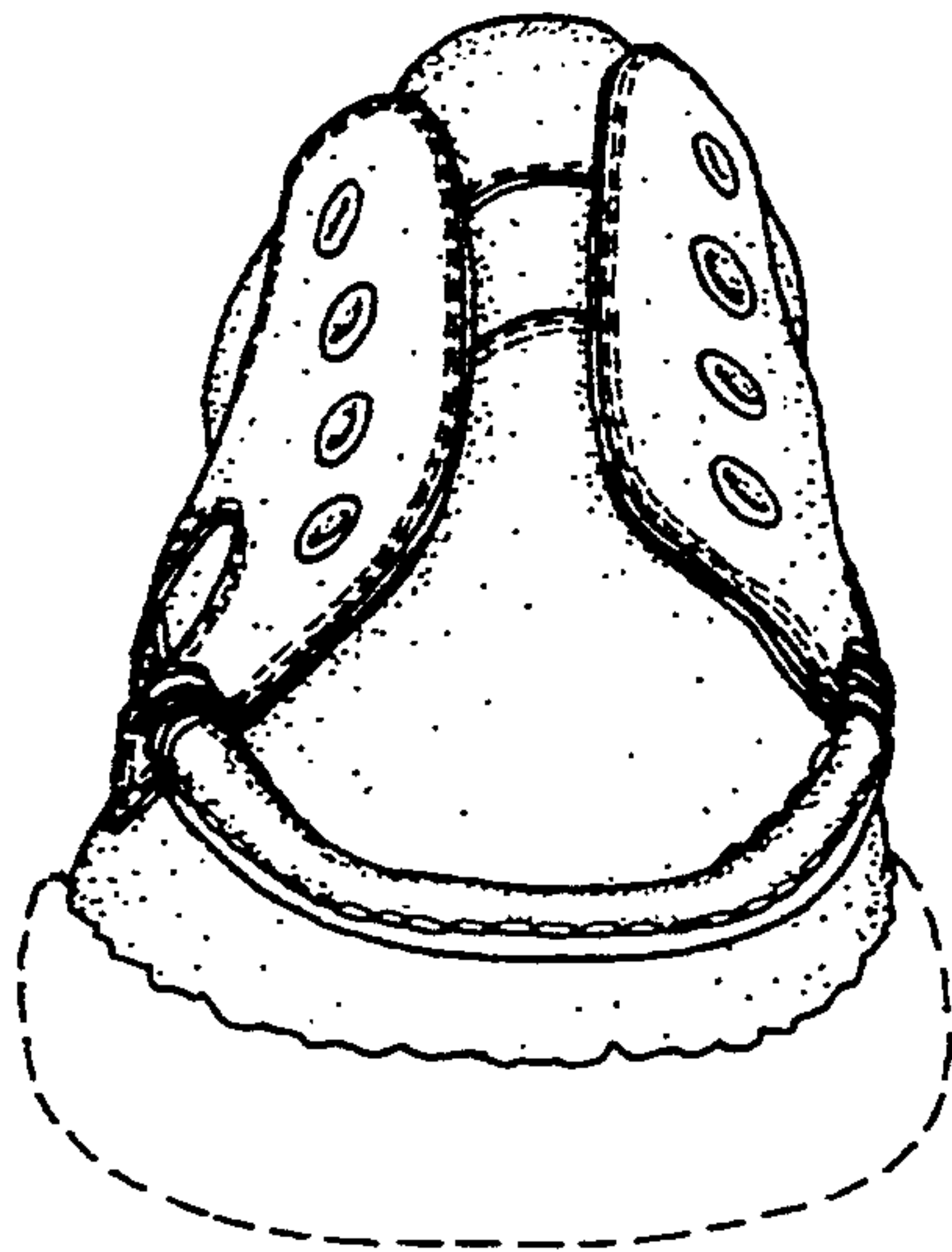


FIG. 4

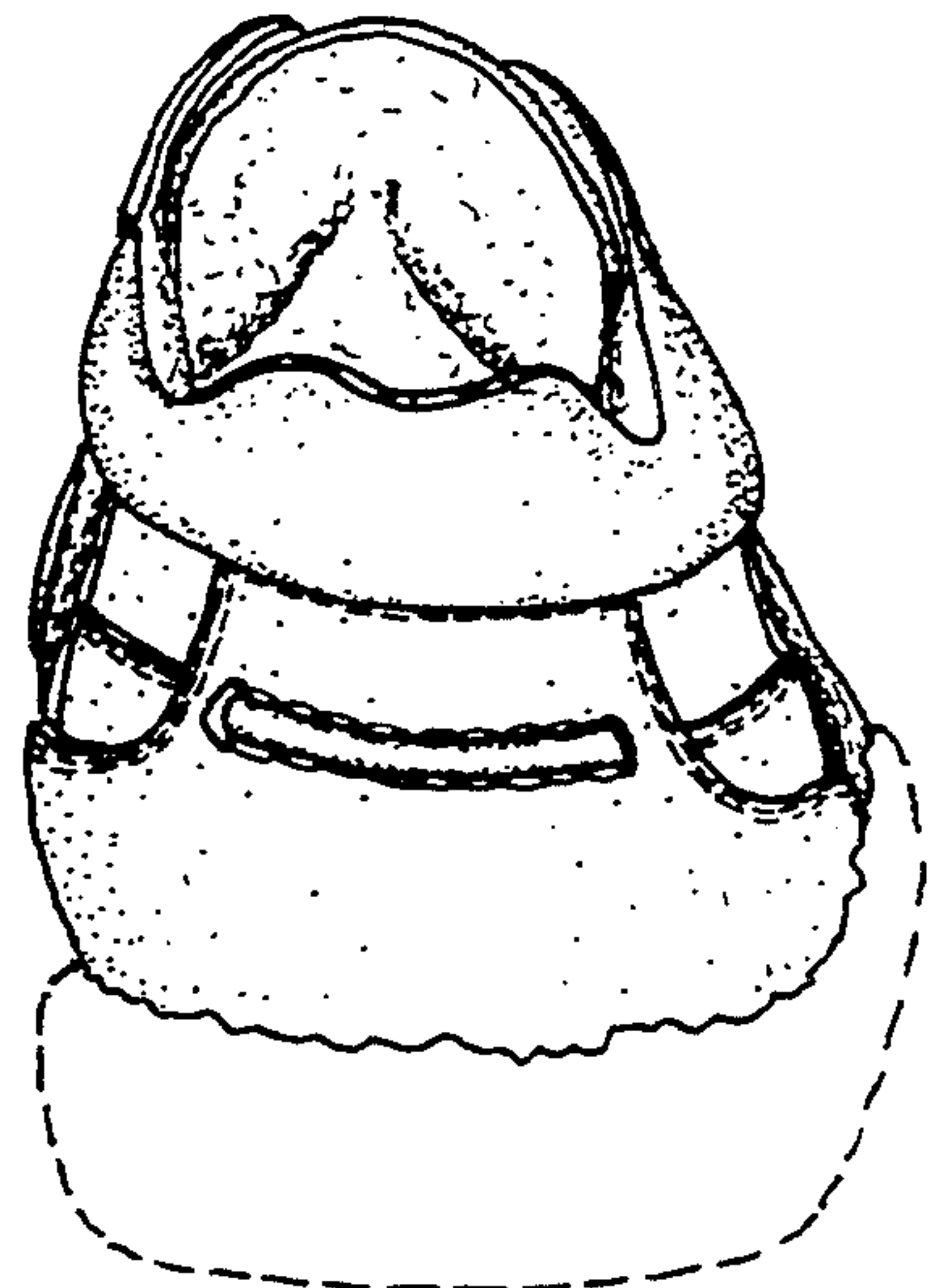


FIG. 5