



US00D353457S

United States Patent [19]

[11] Patent Number: **Des. 353,457**

Nicholas et al.

[45] Date of Patent: **** Dec. 13, 1994**

[54] **ENDOSCOPE SURGICAL HANDLE**

[56] **References Cited**

[75] Inventors: **David A. Nicholas**, Trumbull; **David T. Green**, Westport; **Henry Bolanos**, East Norwalk; **Paul O. Rawson**, Easton, all of Conn.

U.S. PATENT DOCUMENTS

D. 338,958	8/1993	Jensen	D24/133
D. 344,334	2/1994	Dulebohn et al.	D24/133
5,184,625	2/1993	Coffone, Jr. et al.	128/751

[73] Assignee: **United States Surgical Corporation**, Norwalk, Conn.

Primary Examiner—A. Hugo Word

[**] Term: **14 Years**

[57] CLAIM

The ornamental design for an endoscopic surgical handle, as shown and described.

[21] Appl. No.: **6,957**

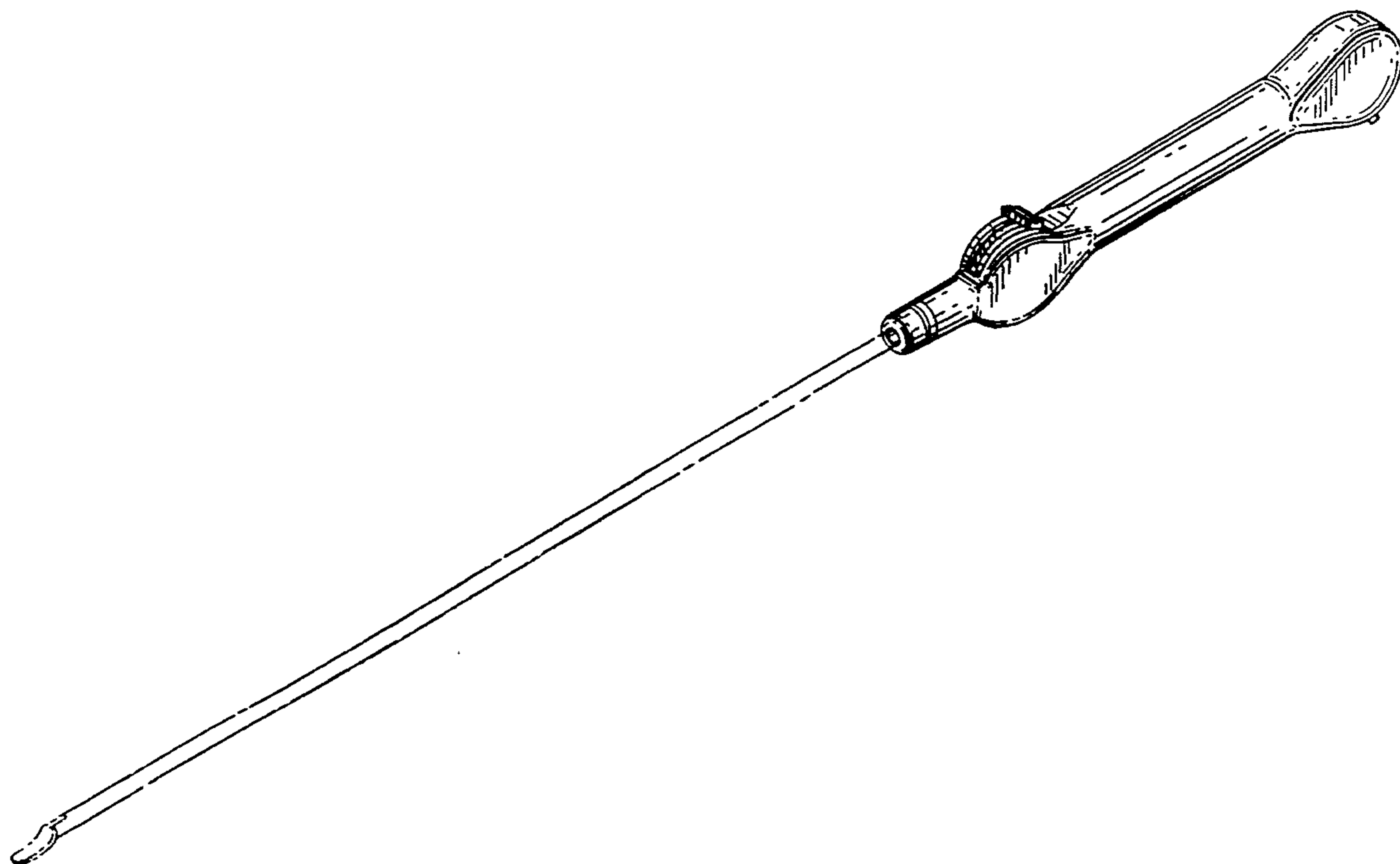
DESCRIPTION

[22] Filed: **Apr. 12, 1993**

Related U.S. Application Data

[63] Continuation in part of Ser. No. 949,686, Sept. 23, 1992
 [52] U.S. Cl. **D24/133; D24/138**
 [58] Field of Search 606/208, 170, 167, 46,
 606/206, 205; D24/133, 138, 146, 147, 144

FIG. 1 illustrates a perspective view of an endoscopic surgical handle showing our new design, the broken line showing of the endoscopic rod is for illustrative purposes only and forms no part of the claimed design; FIG. 2 illustrates a front end elevation view thereof; FIG. 3 illustrates a top plan view thereof; FIG. 4 illustrates a side elevational view thereof; FIG. 5 illustrates a back end elevational view thereof; and, FIG. 6 illustrates a bottom plan view thereof.



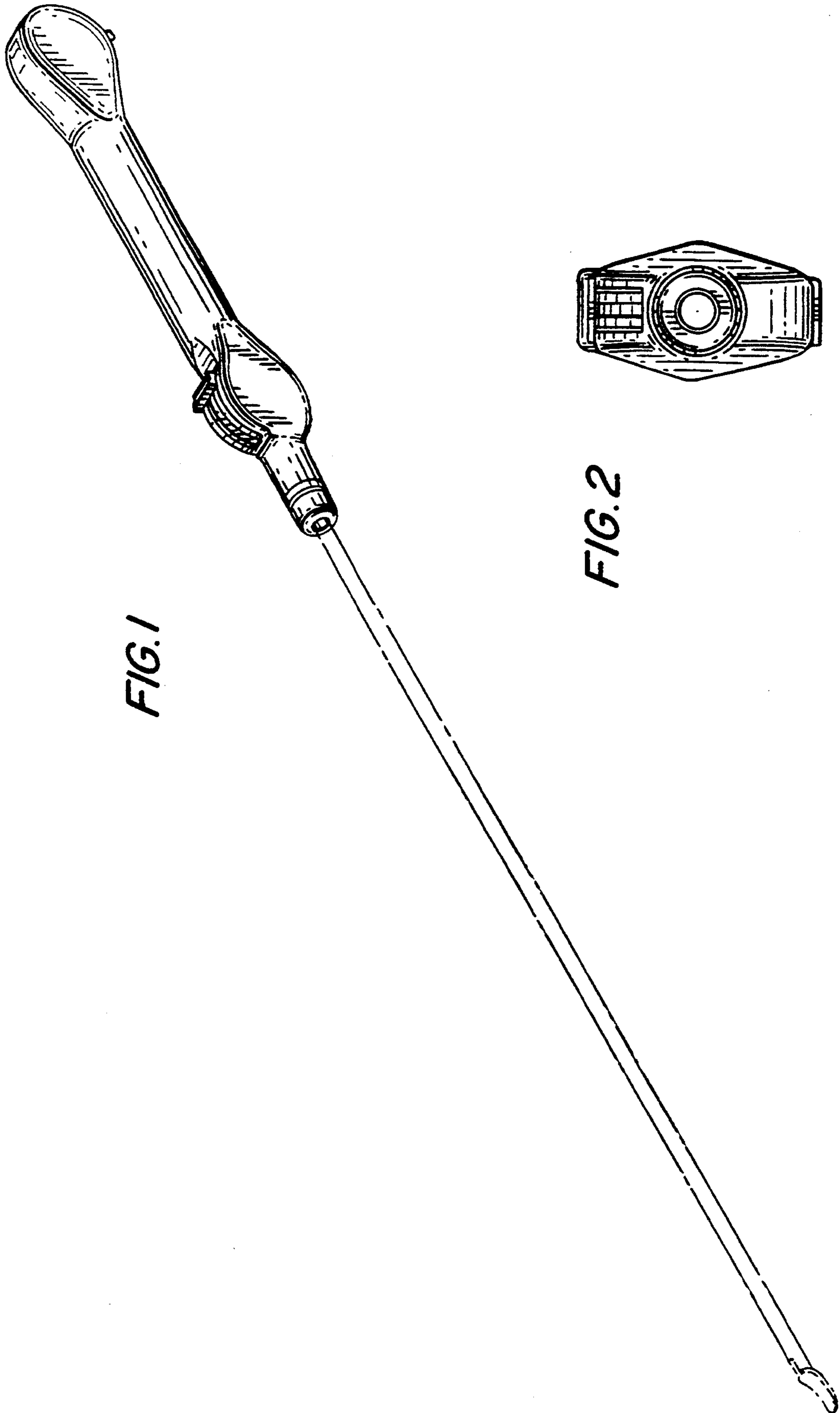


FIG. 1

FIG. 2




FIG. 3

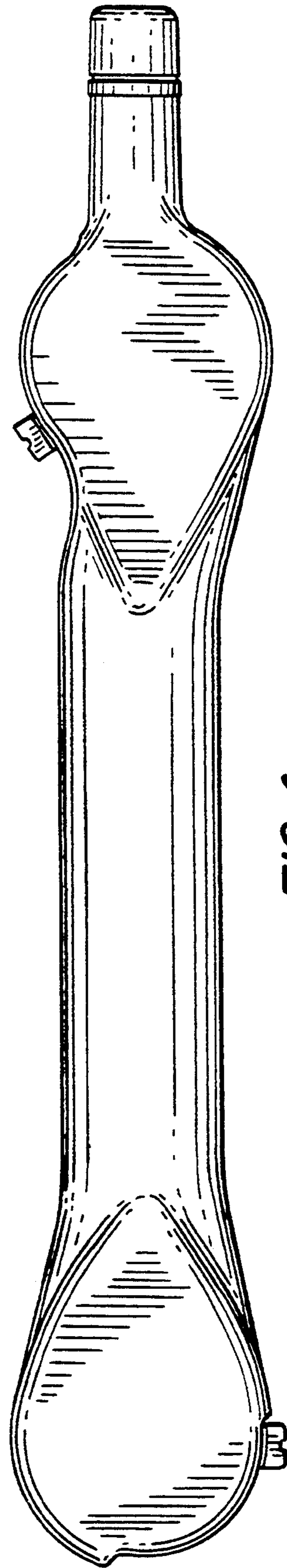


FIG. 4

FIG. 5

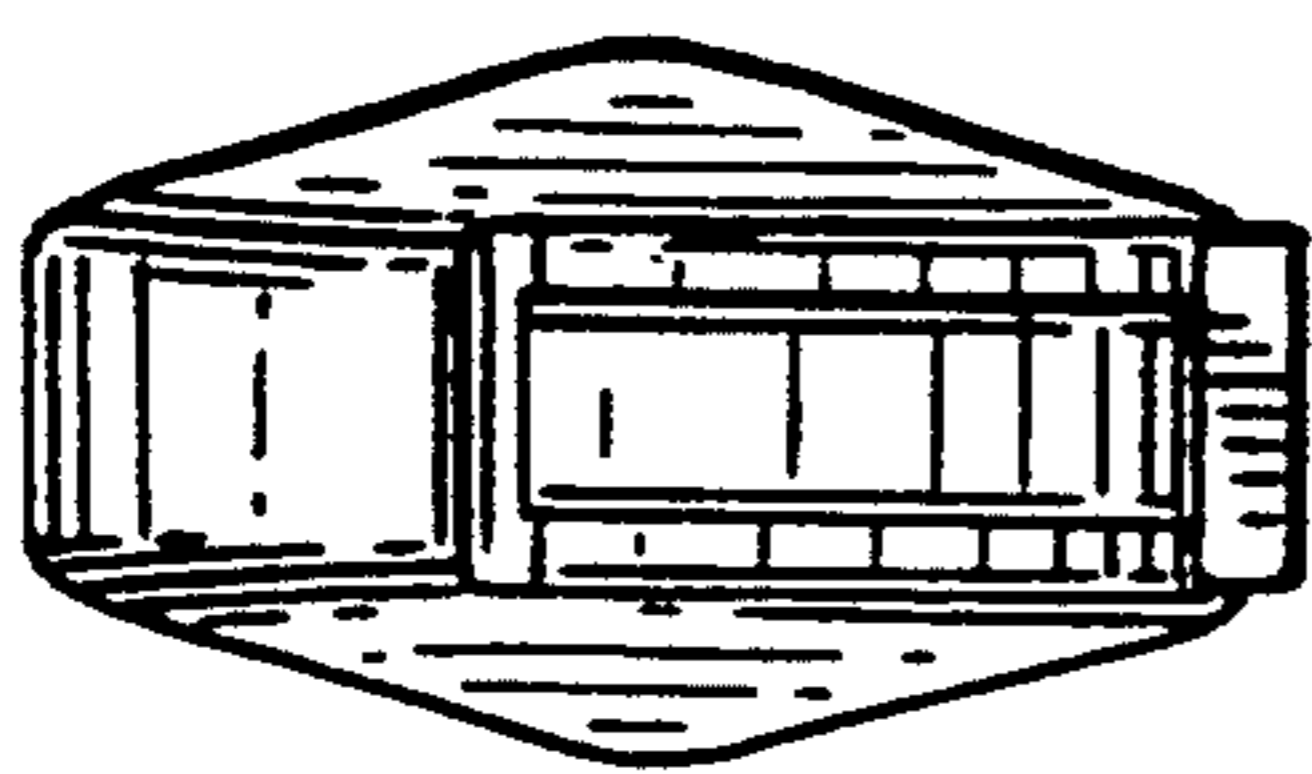


FIG. 6

