



US00D353447S

# United States Patent [19]

[11] Patent Number: Des. 353,447

Formgren

[45] Date of Patent: \*\* Dec. 13, 1994

- [54] SINK
- [75] Inventor: Anna-Pia K. Formgren, Paris, France
- [73] Assignee: Jacob Delafon, Paris, France
- [\*\*] Term: 14 Years
- [21] Appl. No.: 15,069
- [22] Filed: Nov. 5, 1993
- [52] U.S. Cl. .... D23/287
- [58] Field of Search ..... 4/619, 625, 629, 638-642, 4/646, 656; D23/287, 284, 289, 290, 293, 294

### [56] References Cited

#### U.S. PATENT DOCUMENTS

- D. 298,163 10/1988 Downs ..... D23/287
- D. 319,688 9/1991 Jung et al. .... D23/290 X
- D. 322,845 12/1991 Göcke et al. .... D23/287
- D. 324,428 3/1992 Downs ..... D23/287
- D. 324,903 3/1992 Sauter et al. .... D23/287
- 4,847,927 7/1989 Blanc ..... 4/629

#### OTHER PUBLICATIONS

A 1989 Porcher ad showing a Model 3240 sink.

A 1991 Fordki ad showing Mistral sinks.

*Primary Examiner*—A. Hugo Word  
*Assistant Examiner*—Eric Watterson  
*Attorney, Agent, or Firm*—Quarles & Brady

### [57] CLAIM

The ornamental design for a sink, as shown and described.

### DESCRIPTION

FIG. 1 is a perspective view taken from the top, front and left side of a sink embodying my new design; FIG. 2 is a top plan view thereof; FIG. 3 is a cross-sectional view taken on line 3—3 of FIG. 2; FIG. 4 is a cross-sectional view taken on line 4—4 of FIG. 2; and, FIG. 5 is a cross-sectional view taken on line 5—5 of FIG. 2.

The fragmentary broken line representations of mounting holes in FIG. 2, an overflow hole in FIGS. 1 and 4 and a countertop in FIG. 1 are for the purpose of illustration only and form no part of the claimed design.

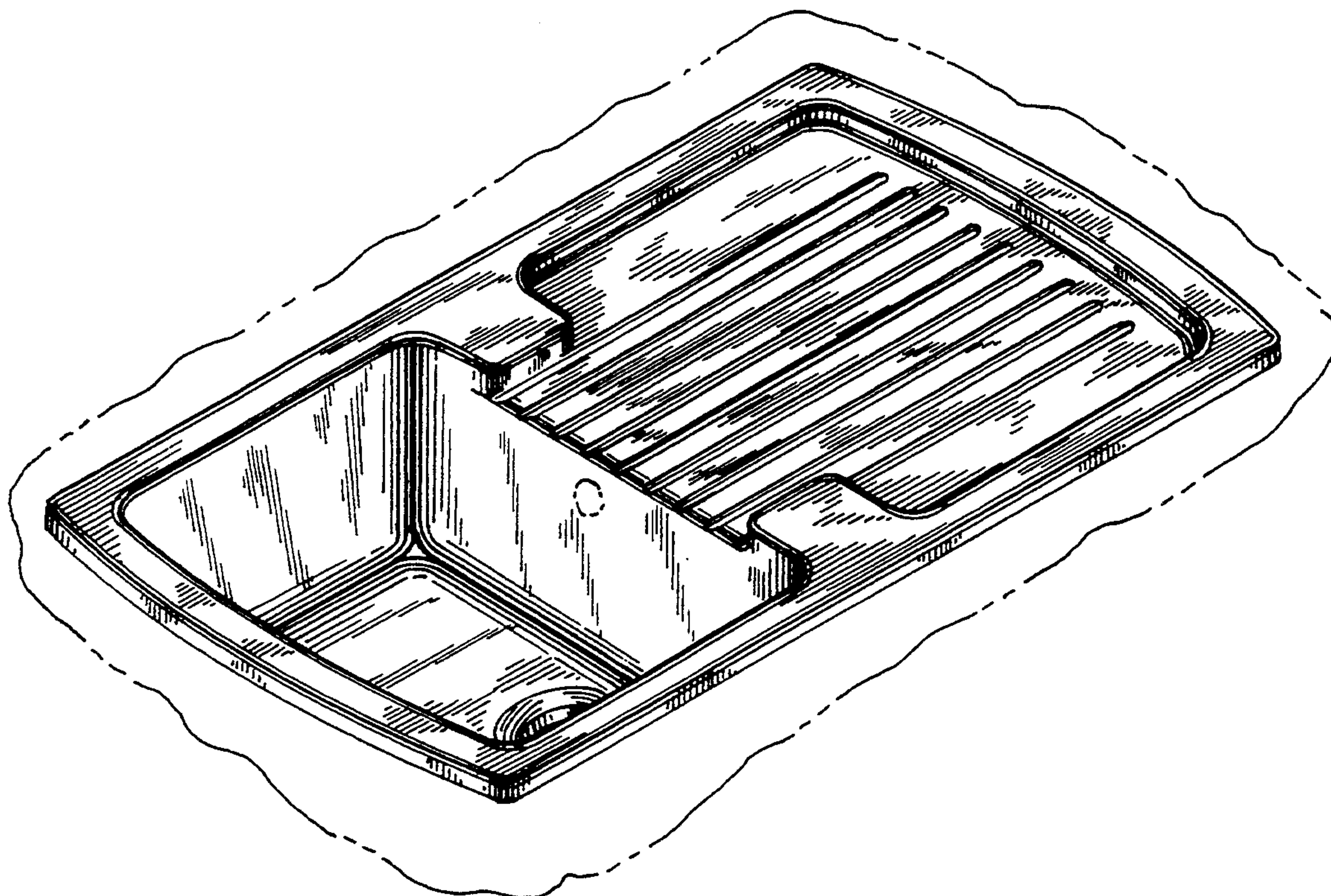


FIG. 1

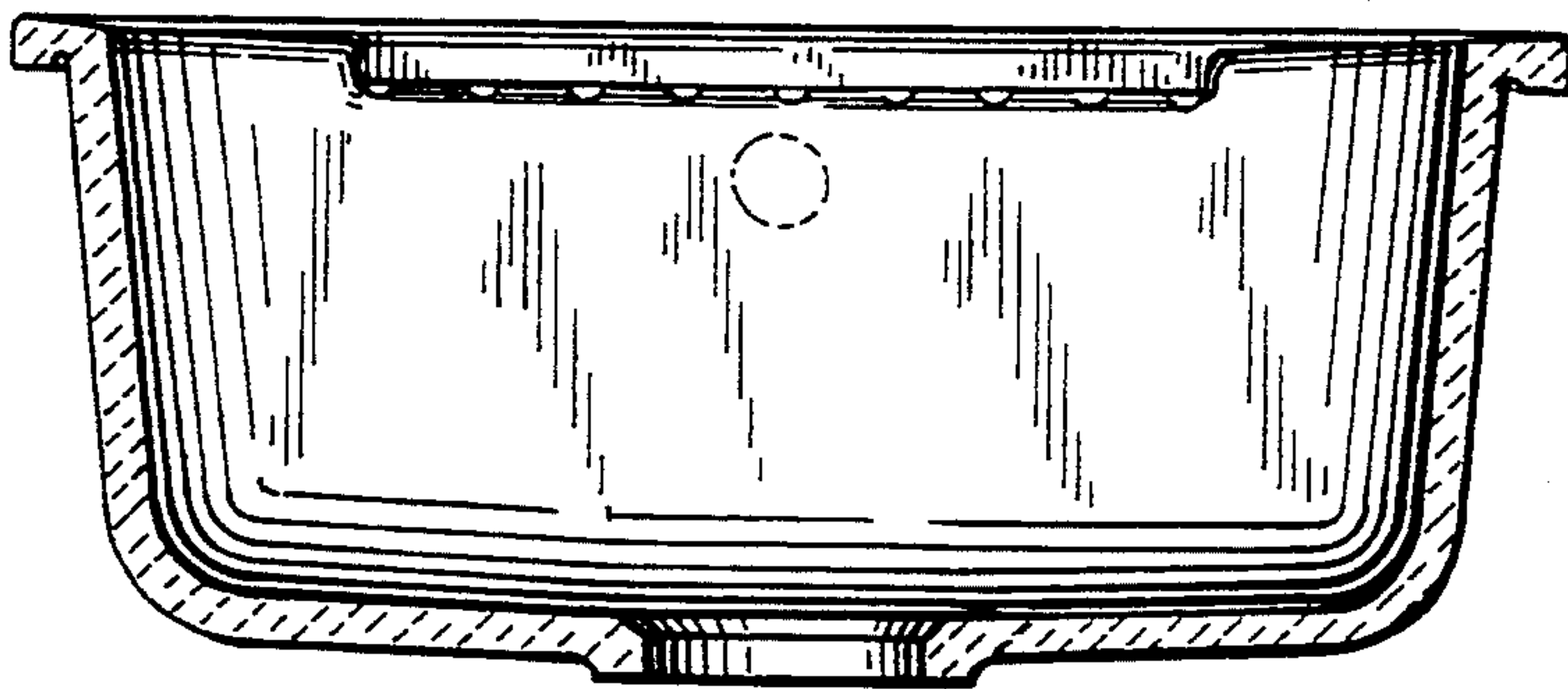
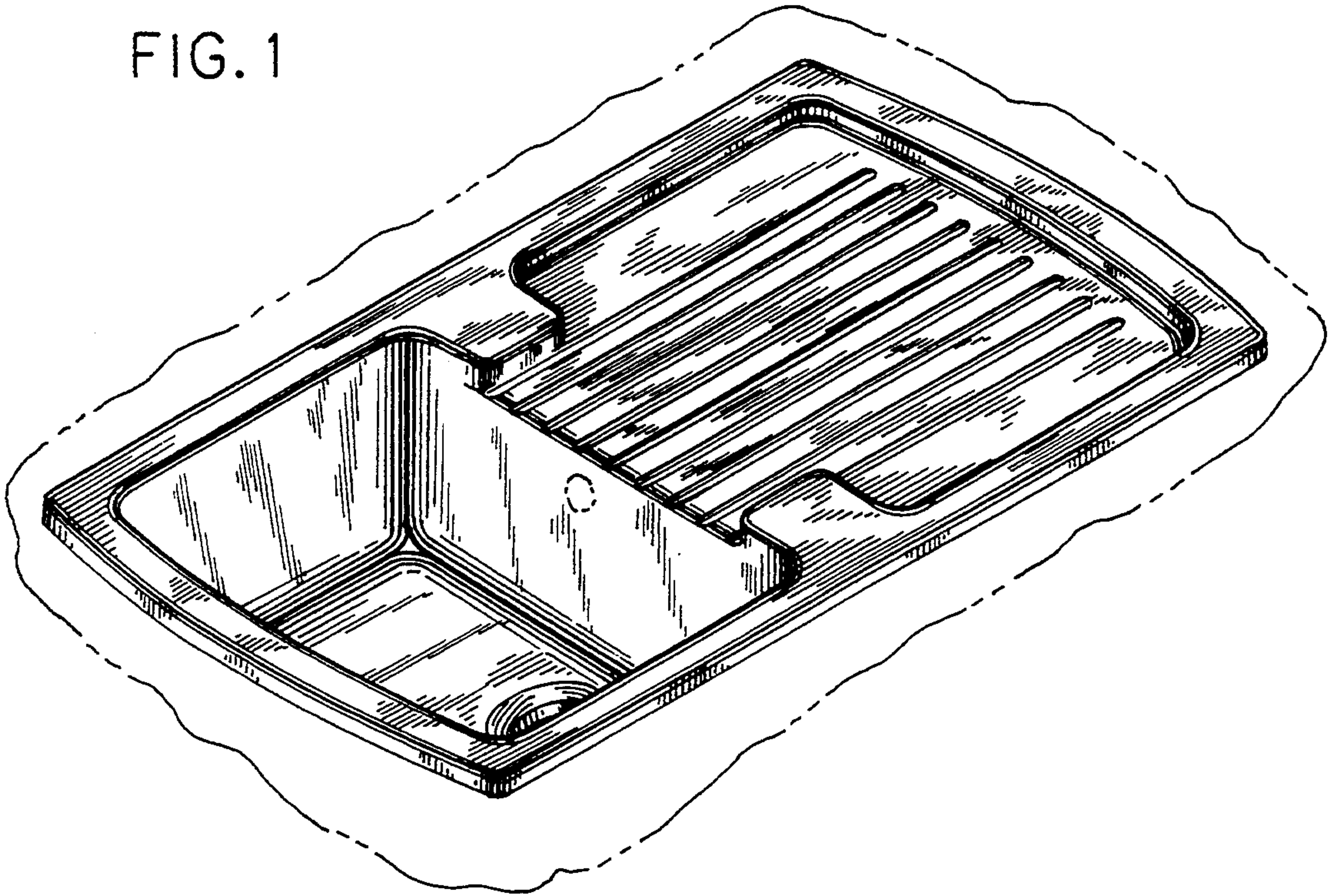


FIG. 4



FIG. 5



