



US00D353442S

United States Patent [19]

[11] Patent Number: Des. 353,442

Formgren

[45] Date of Patent: ** Dec. 13, 1994

[54] **SHOWER FAUCET**
 [75] Inventor: **Anna-Pia K. Formgren, Paris, France**
 [73] Assignee: **Jacob Delafon, Paris, France**
 [**] Term: **14 Years**
 [21] Appl. No.: **14,967**
 [22] Filed: **Nov. 5, 1993**
 [52] U.S. Cl. **D23/241**
 [58] Field of Search **4/675-678;**
 137/801; D23/238-243, 255-257

D. 339,629 9/1993 Gottwald D23/241
 D. 339,848 9/1993 Gottwald D23/241
 4,147,404 9/1947 Fitter D23/240
 4,606,370 8/1986 Geipel et al. 137/801 X
 4,750,519 6/1988 Chao-Chun 137/625.4 X
 5,148,551 9/1992 Humpert et al. 4/677

OTHER PUBLICATIONS

Undated Jacob Delafon ad showing a Model 7189.241 shower mixer, admitted prior art.
 Undated Jacob Delafon ad showing a Model 71295.02 shower mixer, admitted prior art.
 Undated Jacob Delafon ad showing a Model 71128.10 shower mixer, admitted prior art.
 Undated p. 228 of a Jacob Delafon catalog showing a Model 71412.10 shower mixer, admitted prior art.
 Undated Jacob Delafon ad showing a Model 71890.10 shower mixer, admitted prior art.
 Undated p. 219 of a Jacob Delafon catalog showing a Model 7189.742 shower mixer, admitted prior art.

Primary Examiner—James R. Largen
Attorney, Agent, or Firm—Quarles & Brady

[56] **References Cited**
U.S. PATENT DOCUMENTS

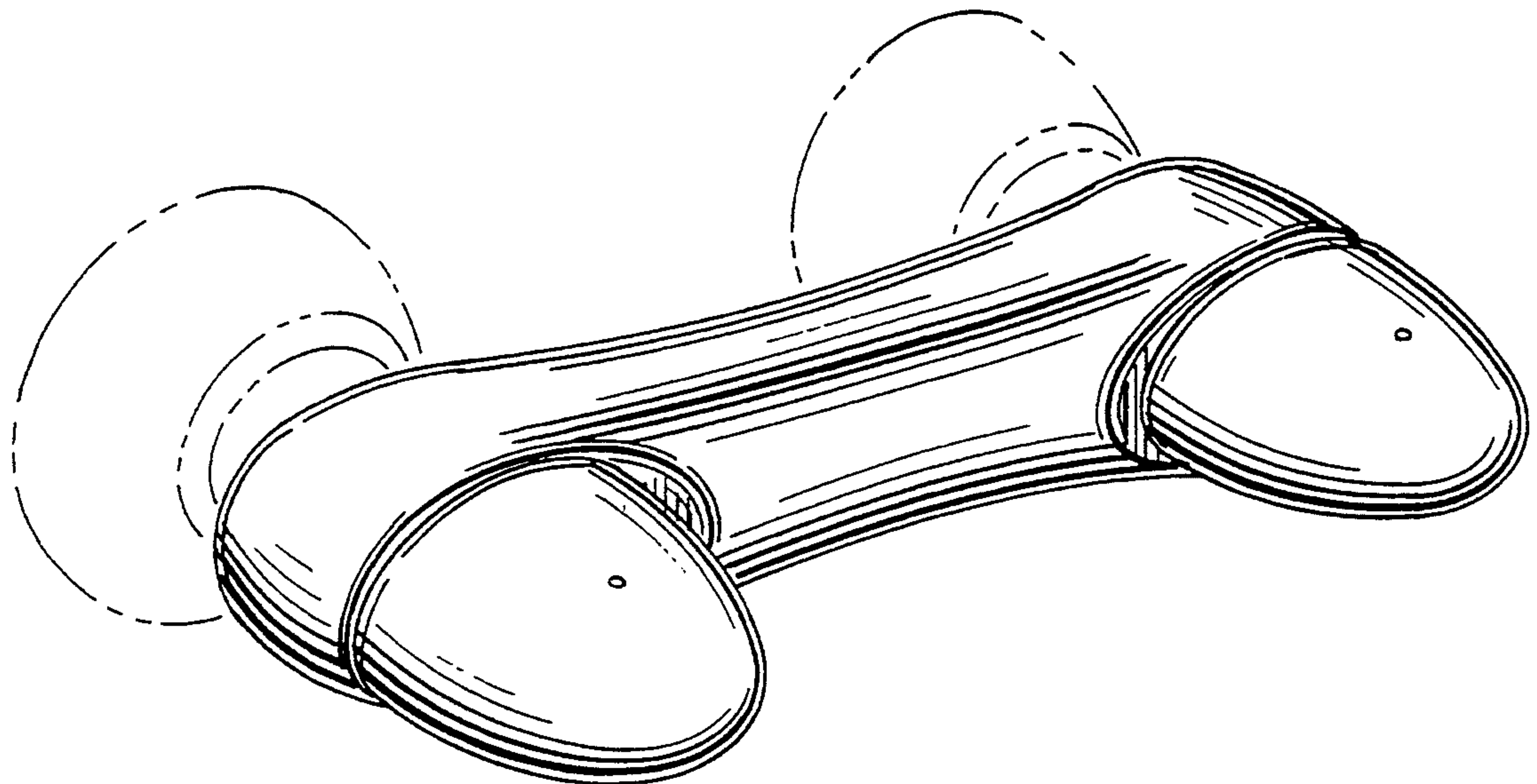
D. 61,953 2/1923 Hitchcock D23/243
 D. 62,740 7/1923 Muend D23/243
 D. 62,864 8/1923 Benjamin D23/243
 D. 67,520 6/1925 Harper D23/243
 D. 72,505 4/1927 Van Eweyk D23/243
 D. 78,619 5/1929 Frankenberger D23/243
 D. 83,674 3/1931 Fraser D23/240
 D. 96,839 9/1935 Johnson D23/240
 D. 111,011 8/1938 Bloch D23/240
 D. 114,200 4/1939 Sedlon et al. D23/238
 D. 141,718 6/1945 Blank D23/240
 D. 144,249 3/1946 Hinderer D23/243
 D. 146,882 6/1947 Smolensky D23/240
 D. 149,344 4/1948 Fitter D23/240
 D. 149,388 4/1948 Stratmore D23/240
 D. 163,545 6/1951 Smolensky D23/240
 D. 220,624 5/1971 Urban D23/241
 D. 239,816 5/1976 Bergmann D23/238
 D. 242,454 11/1976 Jones D23/241
 D. 245,092 7/1977 Saether D23/241
 D. 245,093 7/1977 Saether D23/241 X
 D. 258,676 3/1981 Colani D23/241
 D. 291,114 7/1987 Piesco D23/239 X
 D. 293,599 1/1988 Bergmann D23/238 X
 D. 312,118 11/1990 Son D23/238
 D. 315,194 3/1991 Haug et al. D23/238
 D. 318,320 7/1991 Zerlia D23/241

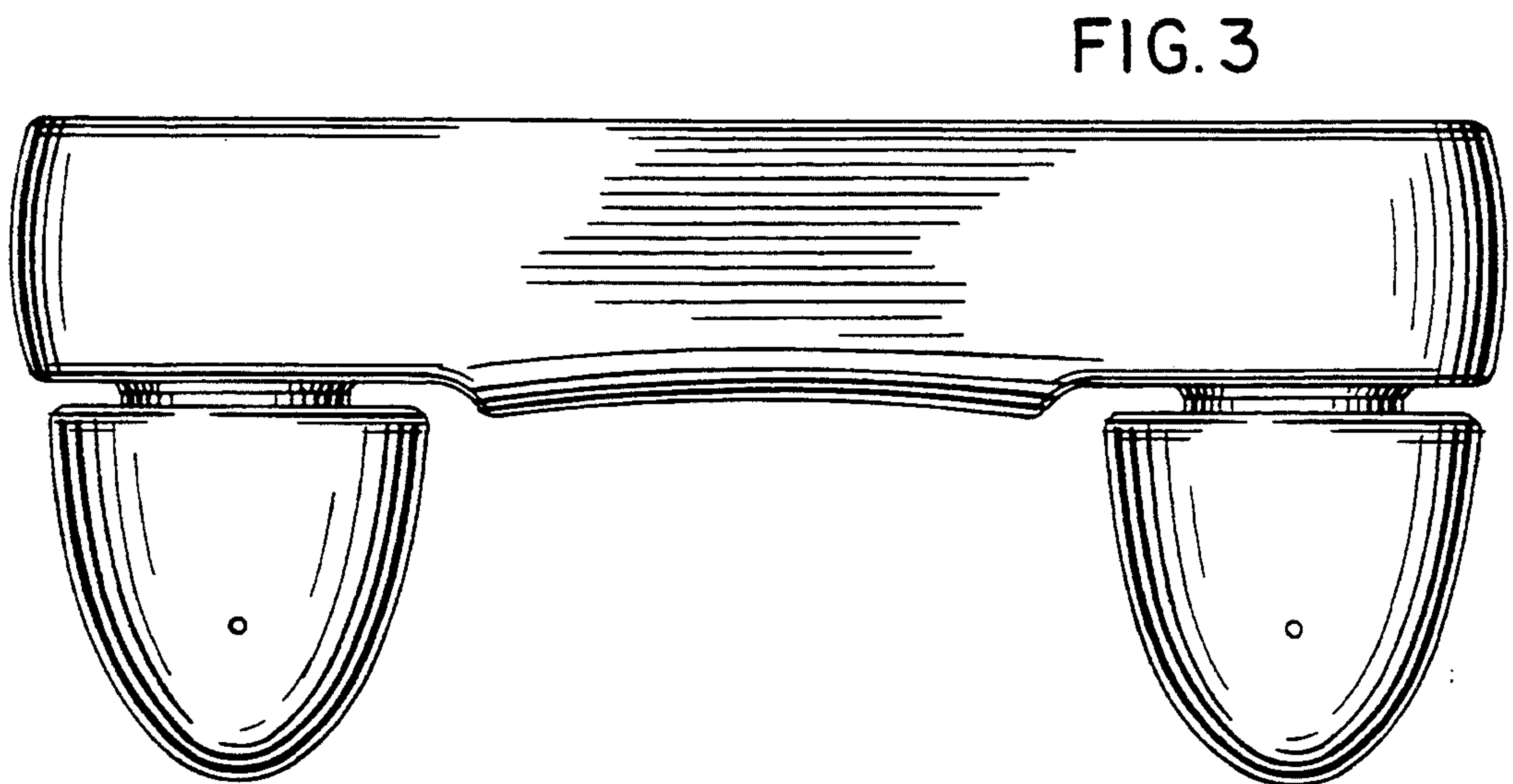

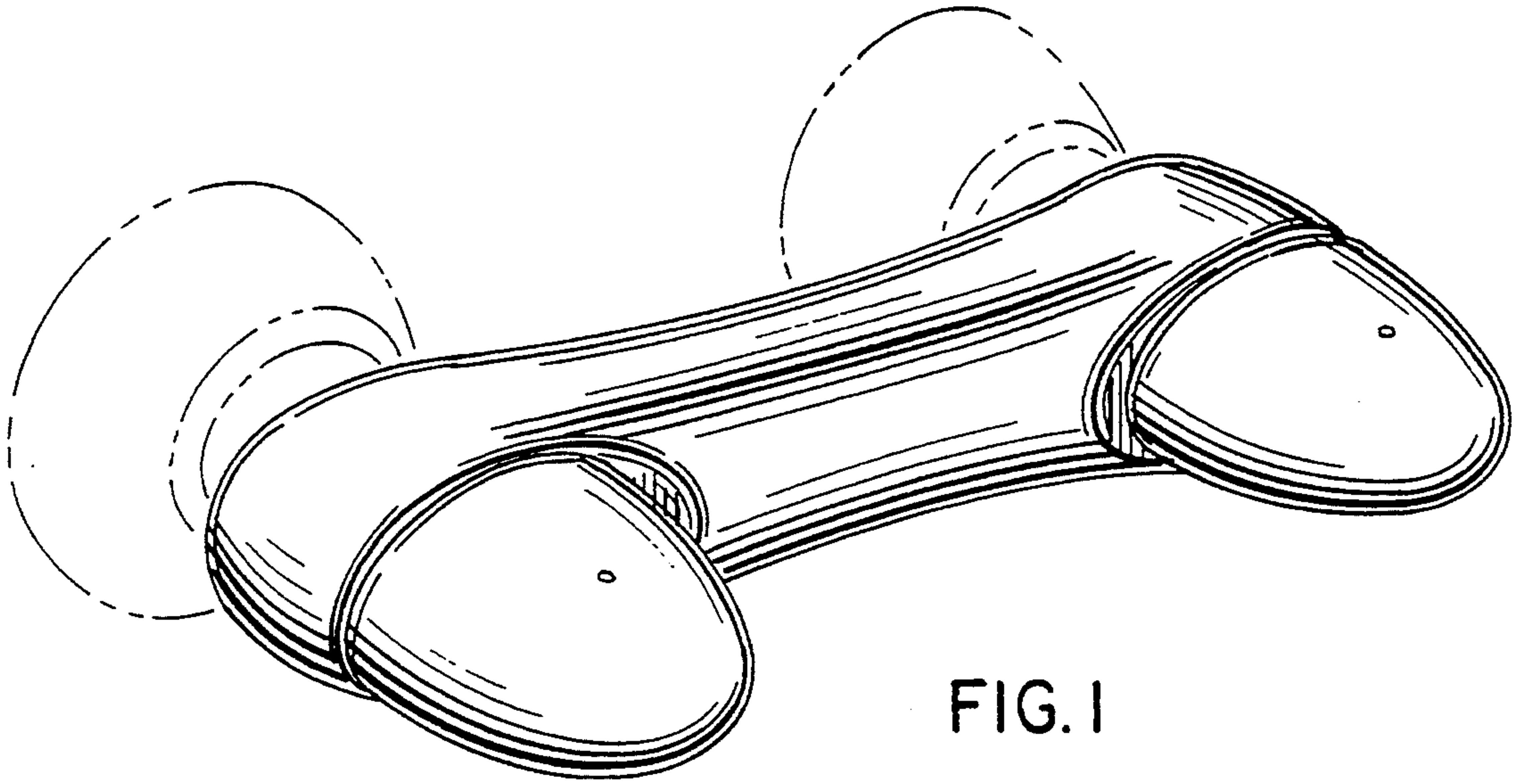
[57] CLAIM

The ornamental design for a shower faucet, as shown and described.

DESCRIPTION

FIG. 1 is a perspective view taken from the top, front and left side of a shower faucet embodying my new design;
 FIG. 2 is a front elevational view thereof;
 FIG. 3 is a top plan view thereof;
 FIG. 4 is a bottom plan view thereof;
 FIG. 5 is a rear elevational view thereof; and,
 FIG. 6 is a left side elevational view thereof, the right side being the mirror image of the left side.
 The broken line representations of holes in FIG. 5, and plumbing escutcheons in FIG. 1 are for the purpose of illustration only and form no part of the claimed design.





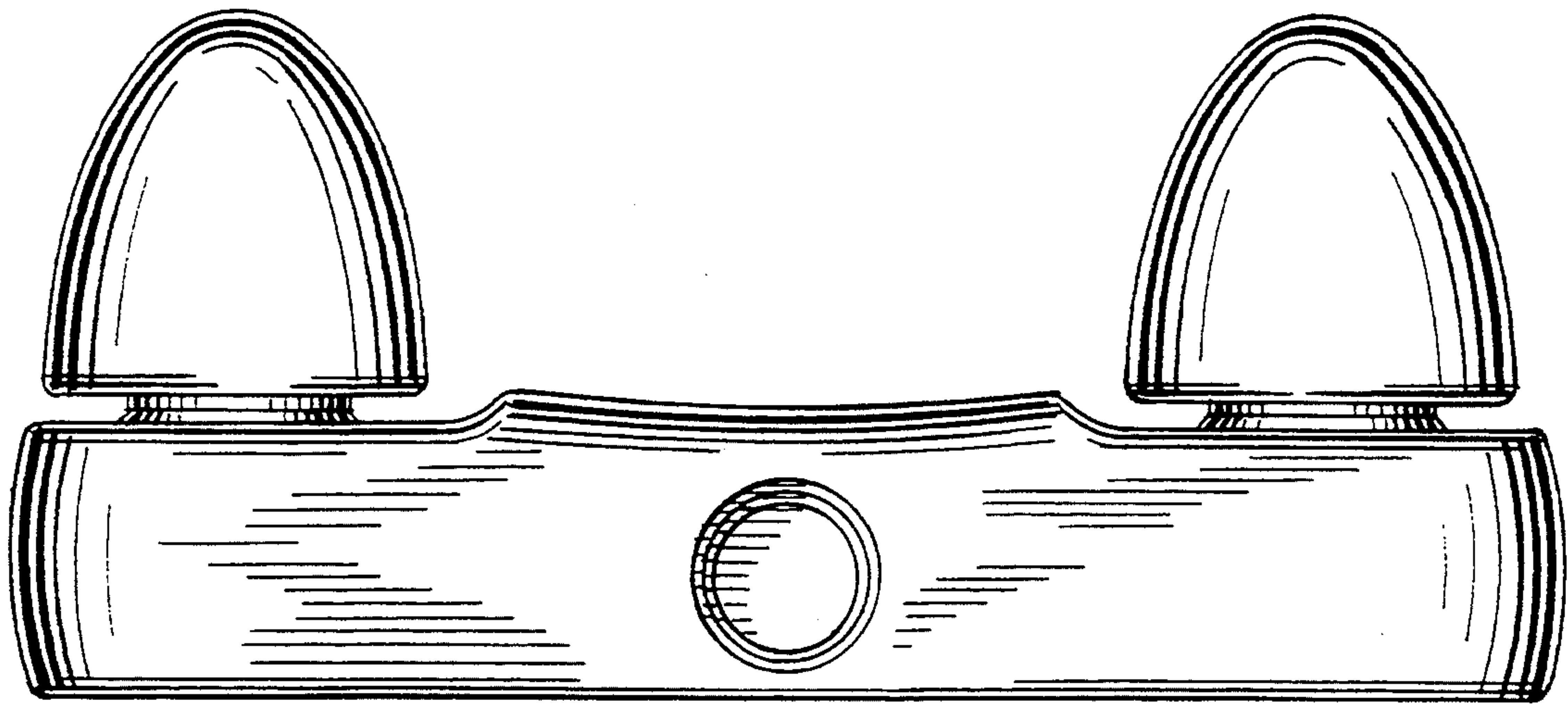


FIG. 4

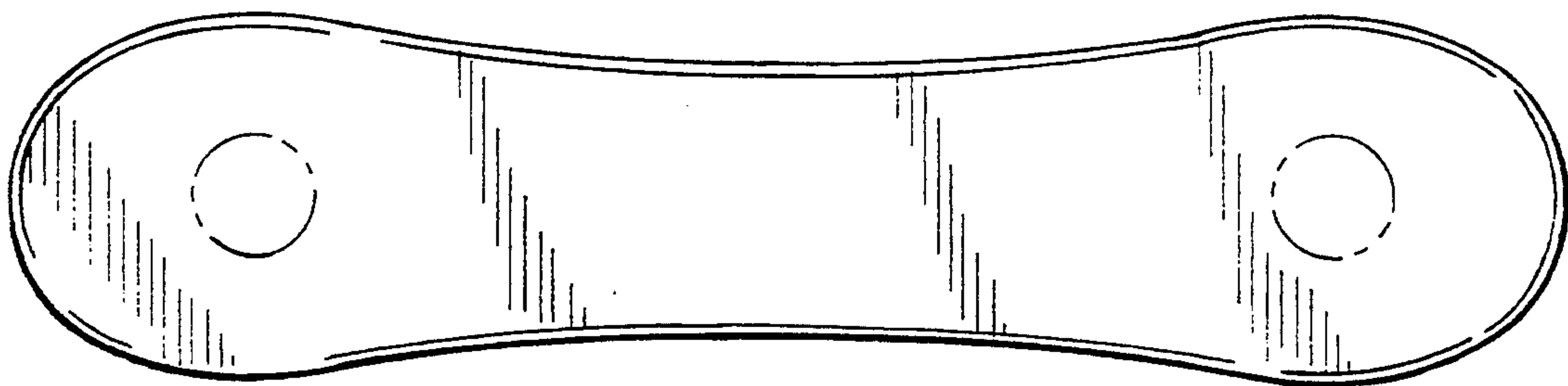


FIG. 5

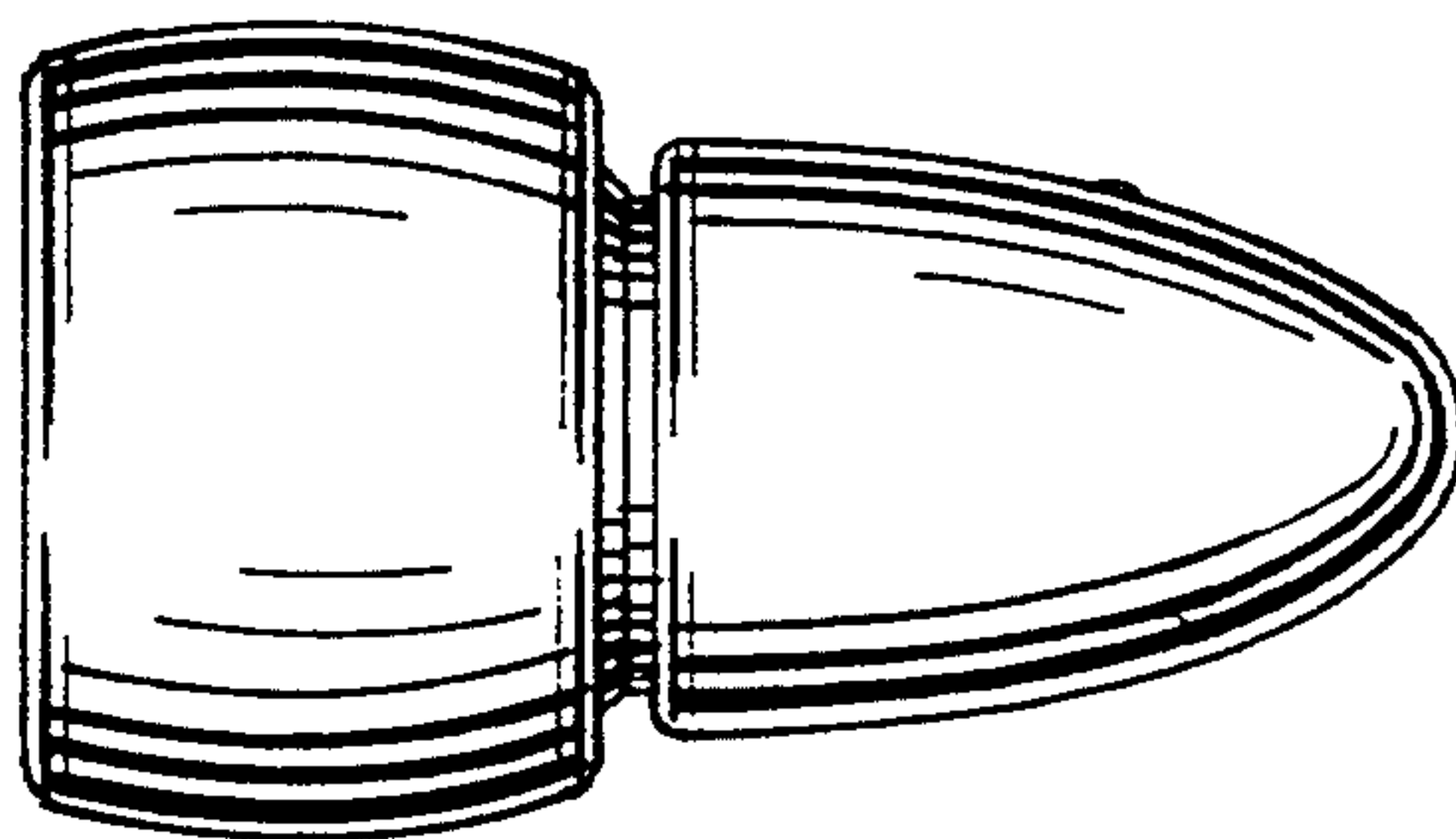


FIG. 6