



US00D353435S

# United States Patent [19]

[11] Patent Number: **Des. 353,435**

**Bartley**

[45] Date of Patent: **\*\* Dec. 13, 1994**

[54] **PORTABLE BOTANICAL LIQUID DISPENSER**

5,042,197 8/1991 Pope ..... 47/80  
5,044,120 9/1991 Couch ..... 47/79  
5,172,516 12/1992 Maillefer ..... 47/80

[76] Inventor: **Rex L. Bartley, 599 Curdsville Rd., Harrodsburg, Ky. 40330**

*Primary Examiner*—Wallace R. Burke  
*Assistant Examiner*—M. Brown  
*Attorney, Agent, or Firm*—Rhodes & Ascolillo

[\*\*] Term: **14 Years**

[21] Appl. No.: **6,522**

[57] **CLAIM**

[22] Filed: **Mar. 29, 1993**

The ornamental design for a portable botanical liquid dispenser, as shown and described.

[52] U.S. Cl. .... **D23/200; 47/25; D8/1**

**DESCRIPTION**

[58] Field of Search ..... **D8/1; 47/48.5, 59, 25, 47/79-81; 239/DIG. 15; D23/200**

FIG. 1 is a perspective view of a portable botanical liquid dispenser showing my new design therefor; the broken line drawing representing a tree is for illustrative purposes only and forms no part of my design;

[56] **References Cited**

**U.S. PATENT DOCUMENTS**

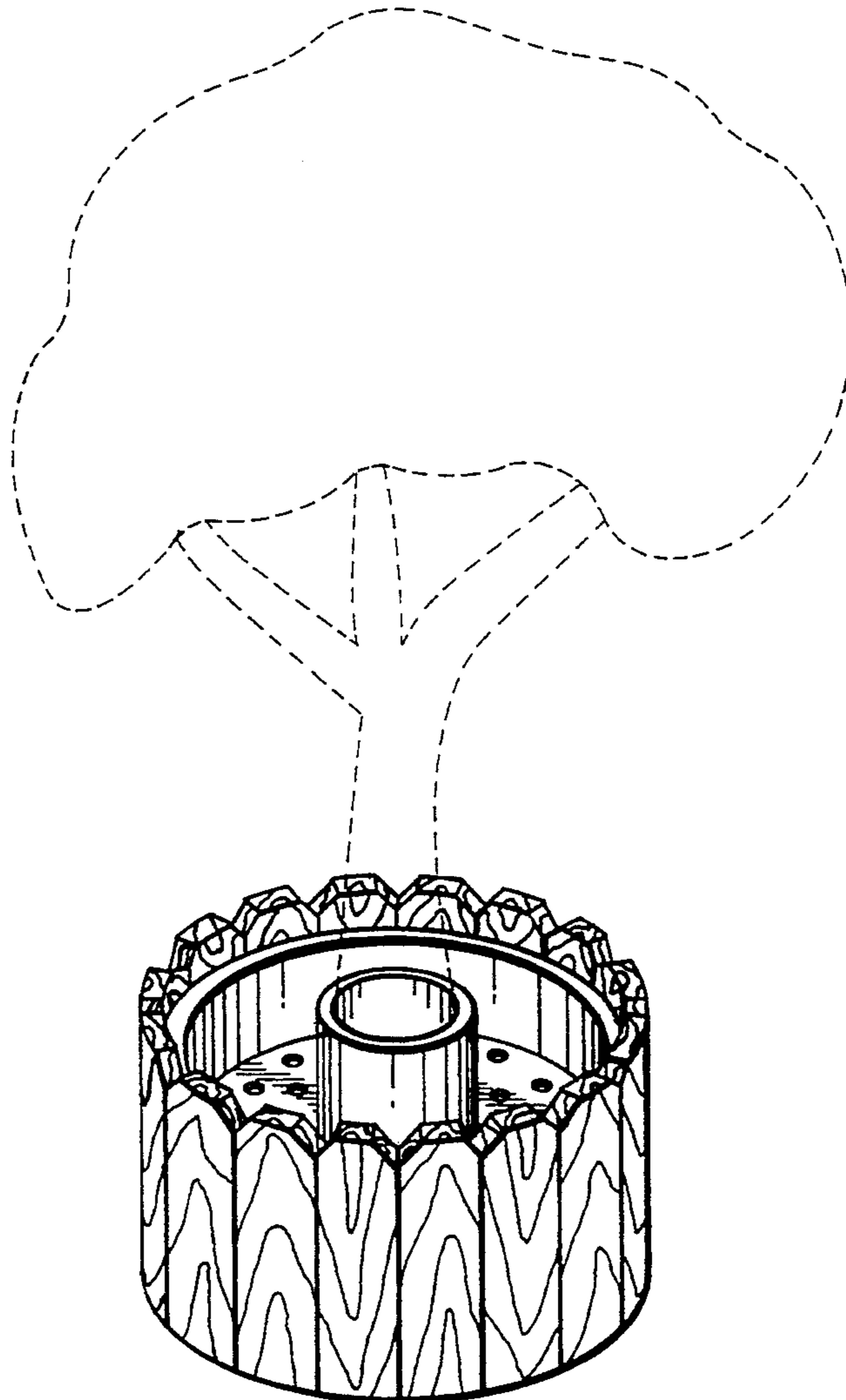
D. 333,763	3/1993	Collins	.....	D23/200
3,571,972	3/1971	Carter, Jr.	.....	47/25
4,087,938	5/1978	Koch	.....	47/48.5
4,858,378	8/1989	Helmy	.....	47/25
4,986,025	1/1991	Imperial	.....	47/25
4,991,346	2/1991	Coster, Jr. et al.	.....	47/79

FIG. 2 is a top plan view;

FIG. 3 is a front elevational view, the rear elevational view being a mirror-image thereof;

FIG. 4 is a right side elevational view, the left side elevational view being a mirror image thereof; and,

FIG. 5 is a bottom plan view.






FIG. 1




FIG. 4

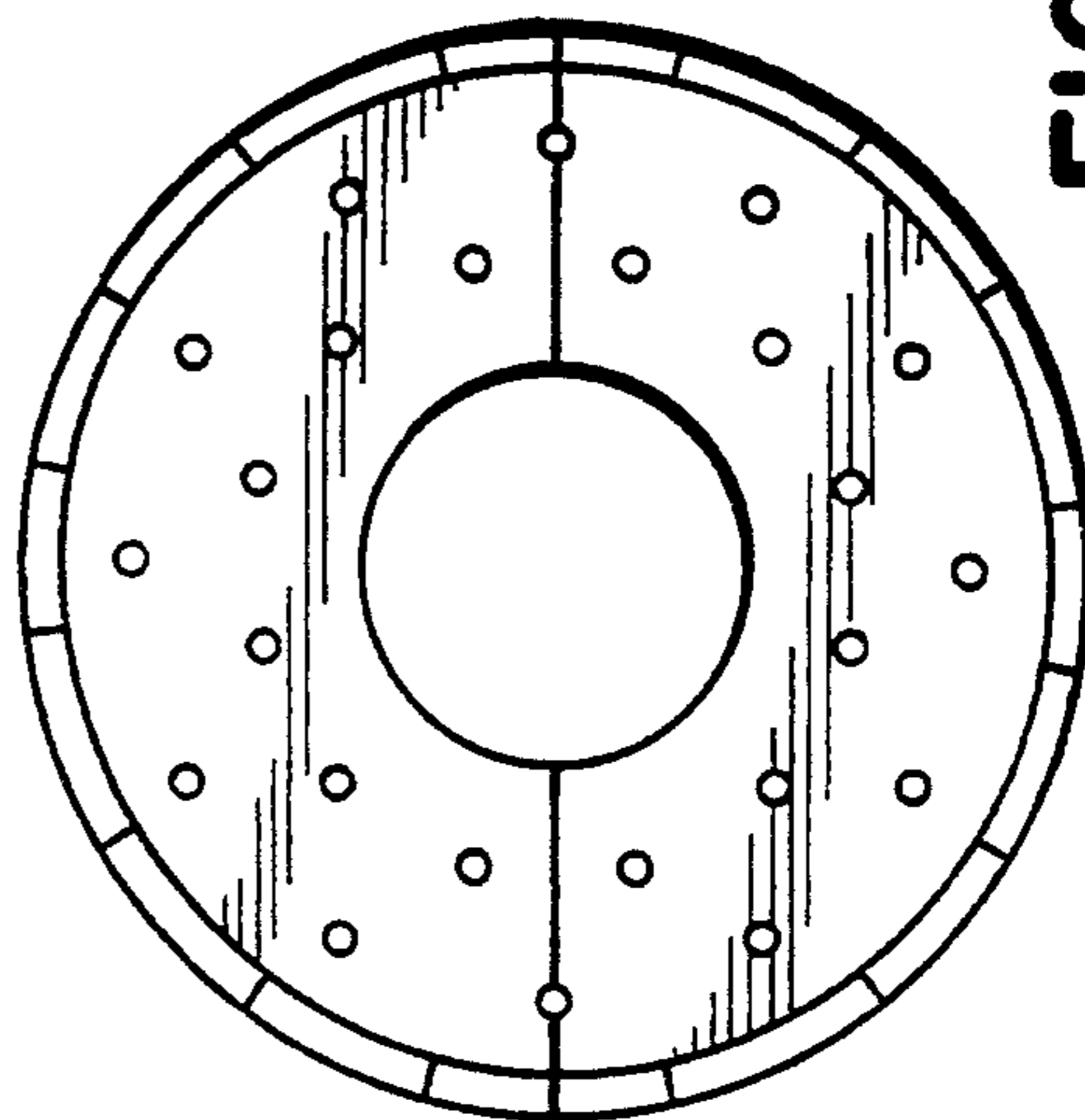


FIG. 5

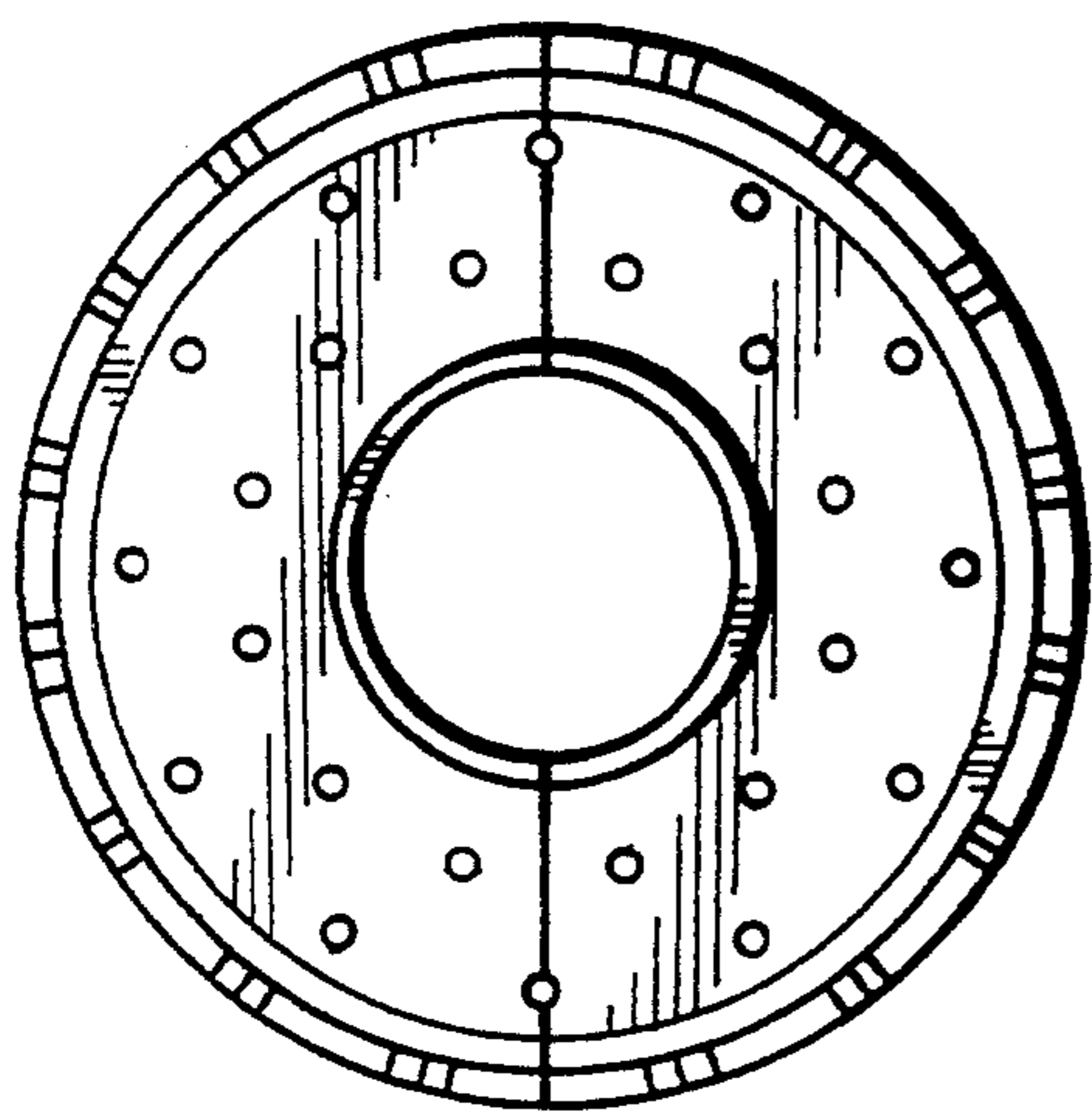


FIG. 2




FIG. 3