



US00D353433S

United States Patent [19]

[11] Patent Number: **Des. 353,433**

Erdoes et al.

[45] Date of Patent: **** Dec. 13, 1994**

[54] **GOLF PRACTICE MAT**

[76] Inventors: **Brenda J. Erdoes; Jeffrey C. Erdoes**,
both of 1015 Jeanell Dr., Carson
City, Nev. 89703

[**] Term: **14 Years**

[21] Appl. No.: **13,908**

[22] Filed: **Oct. 6, 1993**

[52] U.S. Cl. **D21/234**

[58] Field of Search 273/195 A, 195 B, 195 R,
273/197 R, 176 H, 187 R; D21/234, 8

[56] **References Cited**

U.S. PATENT DOCUMENTS

- D. 234,526 3/1975 Zawacki D21/8
- D. 311,216 10/1990 Simjian D21/8
- 4,311,312 1/1982 O'Brien 273/187 A X
- 4,875,685 10/1989 Ballinger et al. 273/195 B

OTHER PUBLICATIONS

- Austad's, 1985 Get Acquainted Catalog, p. 26, "11-Foot Putting Green".
- Golfsmith, Nov. 5, 1992, p. 25, "Contour Carpet for Perfect Putting".

Primary Examiner—Melvin B. Feifer

Assistant Examiner—Cheri Cohen
Attorney, Agent, or Firm—Herbert C. Schulze

[57] **CLAIM**

The ornamental design for a golf practice mat, as shown and described.

DESCRIPTION

- FIG. 1 is a perspective of a playing mat of our new golf practice mat;
- FIG. 2 is a plan view thereof;
- FIG. 3 is a right side view thereof, the left side view being a mirror image;
- FIG. 4 is a front elevation thereof;
- FIG. 5 is a rear elevation thereof;
- FIG. 6 is the bottom plan on a reduced scale thereof;
- FIG. 7 is an exploded view of two elements making up the new design;
- FIG. 8 is a perspective of an alternate embodiment thereof;
- FIG. 9 is a top plan view of the embodiment of FIG. 8;
- FIG. 10 is a right side elevation thereof; the left side elevation being a mirror image thereof;
- FIG. 11 is a bottom plan thereof;
- FIG. 12 is a front elevation thereof;
- FIG. 13 is a rear elevation on a reduced scale thereof; and,
- FIG. 14 is an exploded perspective thereof.

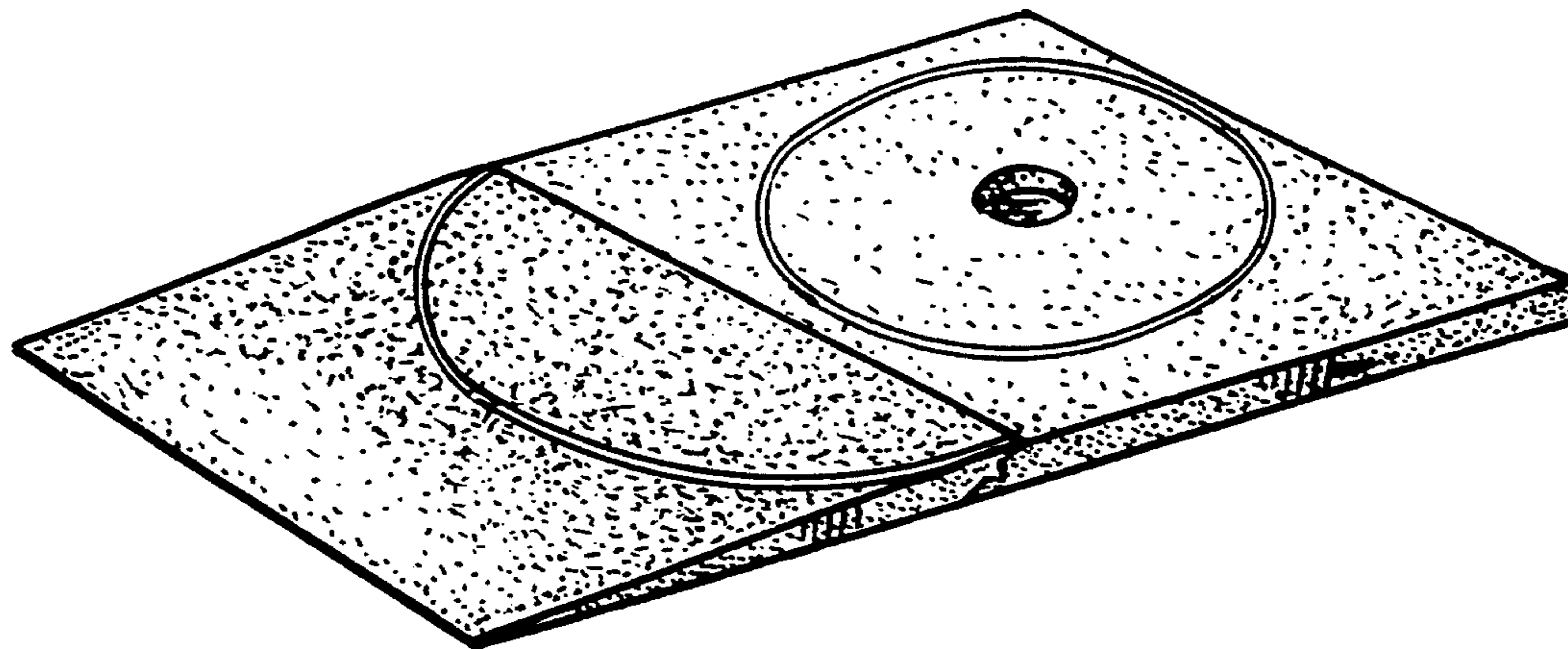


Fig. 1.

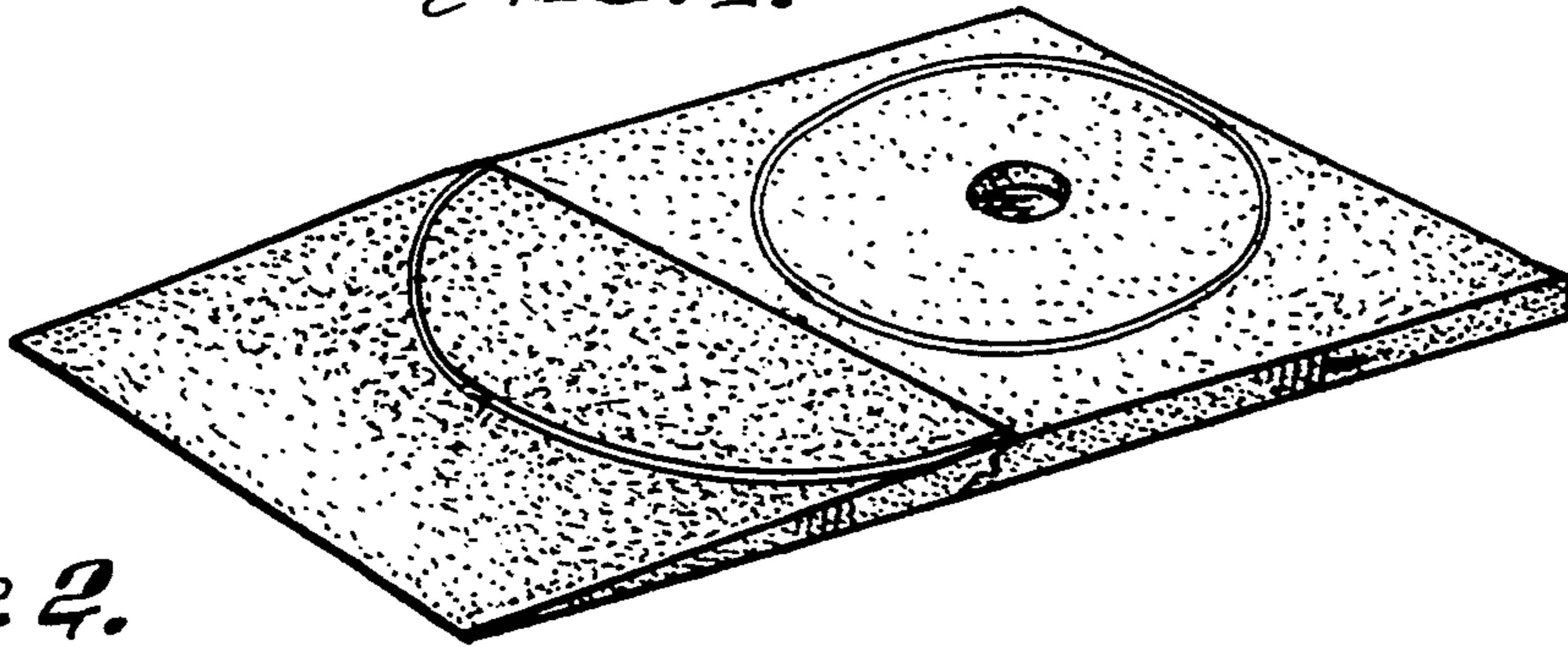


Fig. 2.

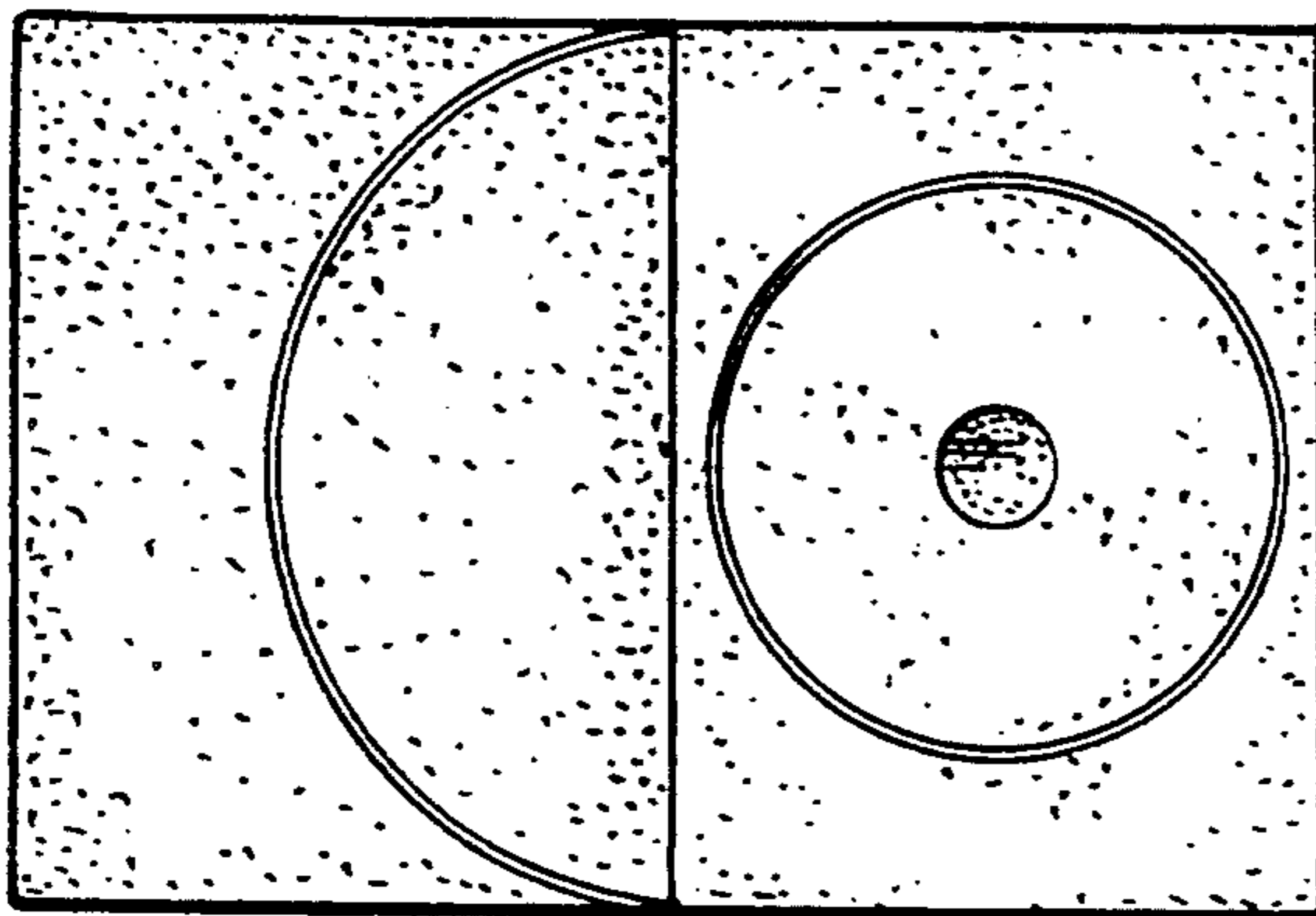


Fig. 3.

Fig. 4.



Fig. 5.



Fig. 6.

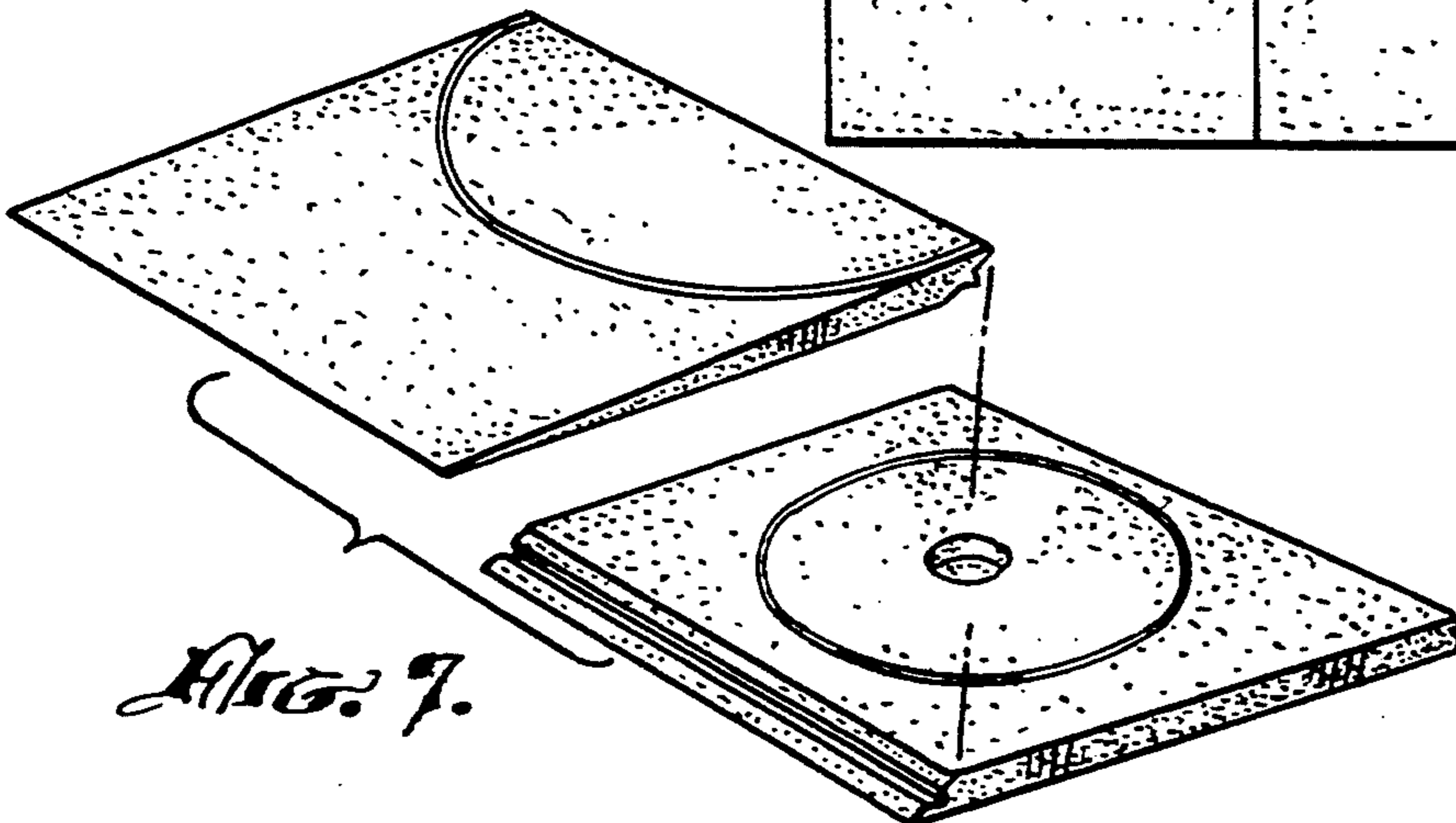



Fig. 7.

