



US00D353432S

# United States Patent [19]

[11] Patent Number: **Des. 353,432**

Hersh et al.

[45] Date of Patent: **\*\* Dec. 13, 1994**

[54] **GOLF TARGET BASKET**

[56] **References Cited**

[76] Inventors: **Daniel Hersh**, 95 Sioux Rd., New Britain; **Thomas J. DiNardo**, 401 King Rd., Doylestown, both of Pa. 18901

**U.S. PATENT DOCUMENTS**

3,467,388 9/1969 Weiler ..... 273/178 R  
5,310,187 5/1994 Yamaguchi et al. .... 273/177 R

*Primary Examiner*—Melvin B. Feifer  
*Assistant Examiner*—Cheri Cohen  
*Attorney, Agent, or Firm*—Armand M. Vozzo, Jr.

[\*\*] Term: **14 Years**

[57] **CLAIM**

[21] Appl. No.: **12,474**

The ornamental design for a golf target basket, as shown and described.

[22] Filed: **Sep. 3, 1993**

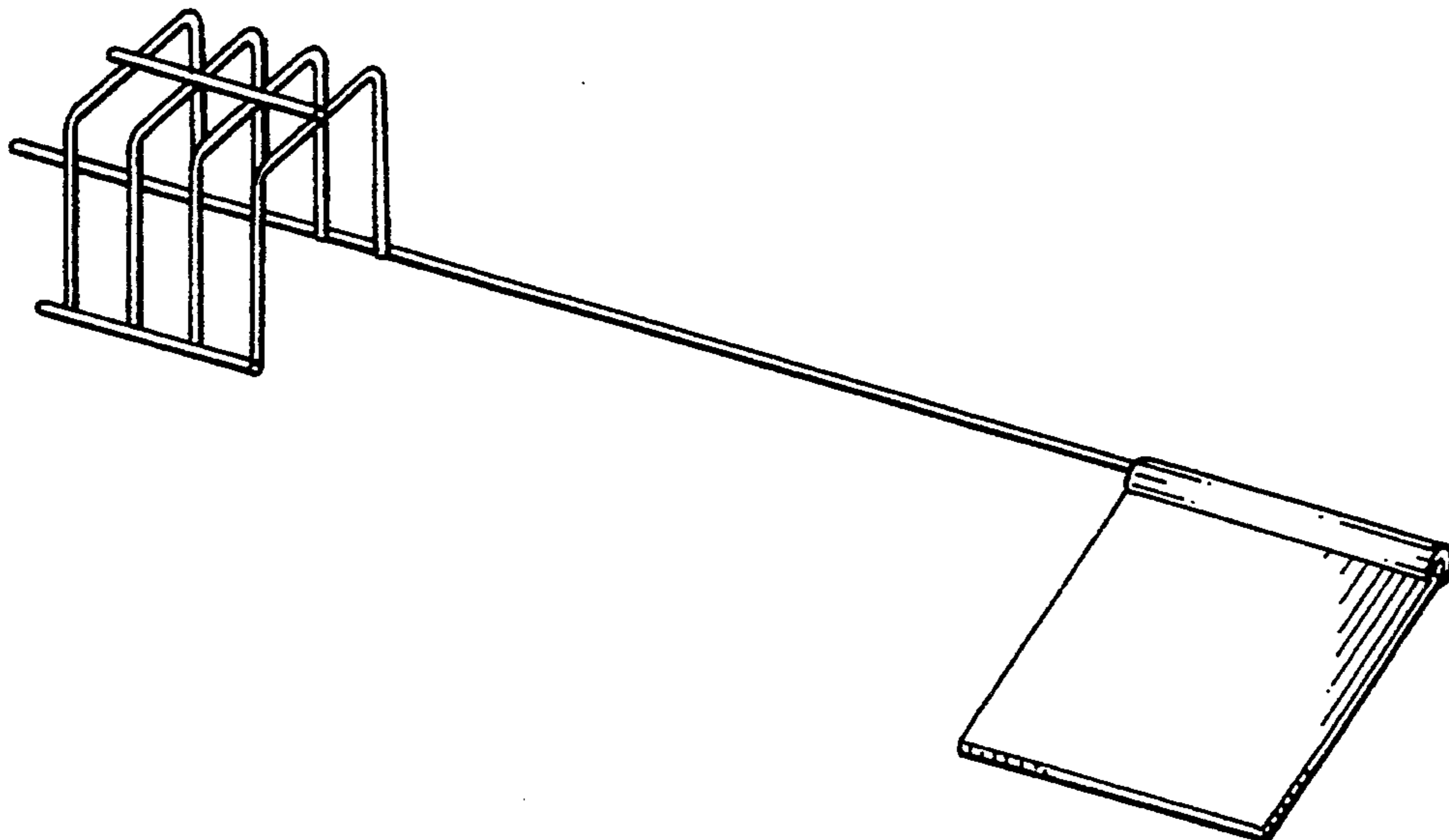
**DESCRIPTION**

[52] U.S. Cl. .... **D21/234**

FIG. 1 is a front elevational view of a golf target basket, showing our new design;

[58] Field of Search ..... 273/182 A, 182 R, 181 A, 273/181 E, 181 F, 181 R, 177 R, 177 A, 177 B, 178 R, 178 A, 184 A, 184 R, 185 R, 180, 127 R, 127 B; D21/234

FIG. 2 is a top plan view thereof;  
FIG. 3 is a side elevational view thereof; and,  
FIG. 4 is a perspective view of the basket with its flag stick substantially horizontal.






FIG. 3

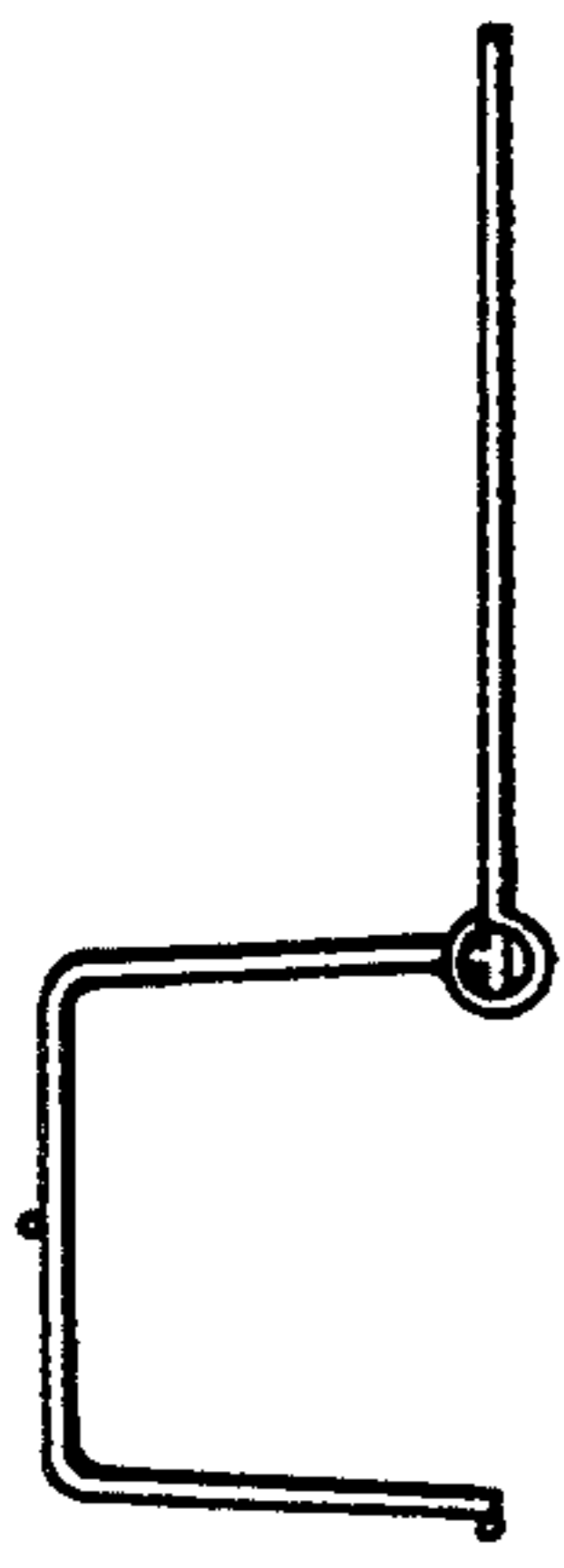


FIG. 2

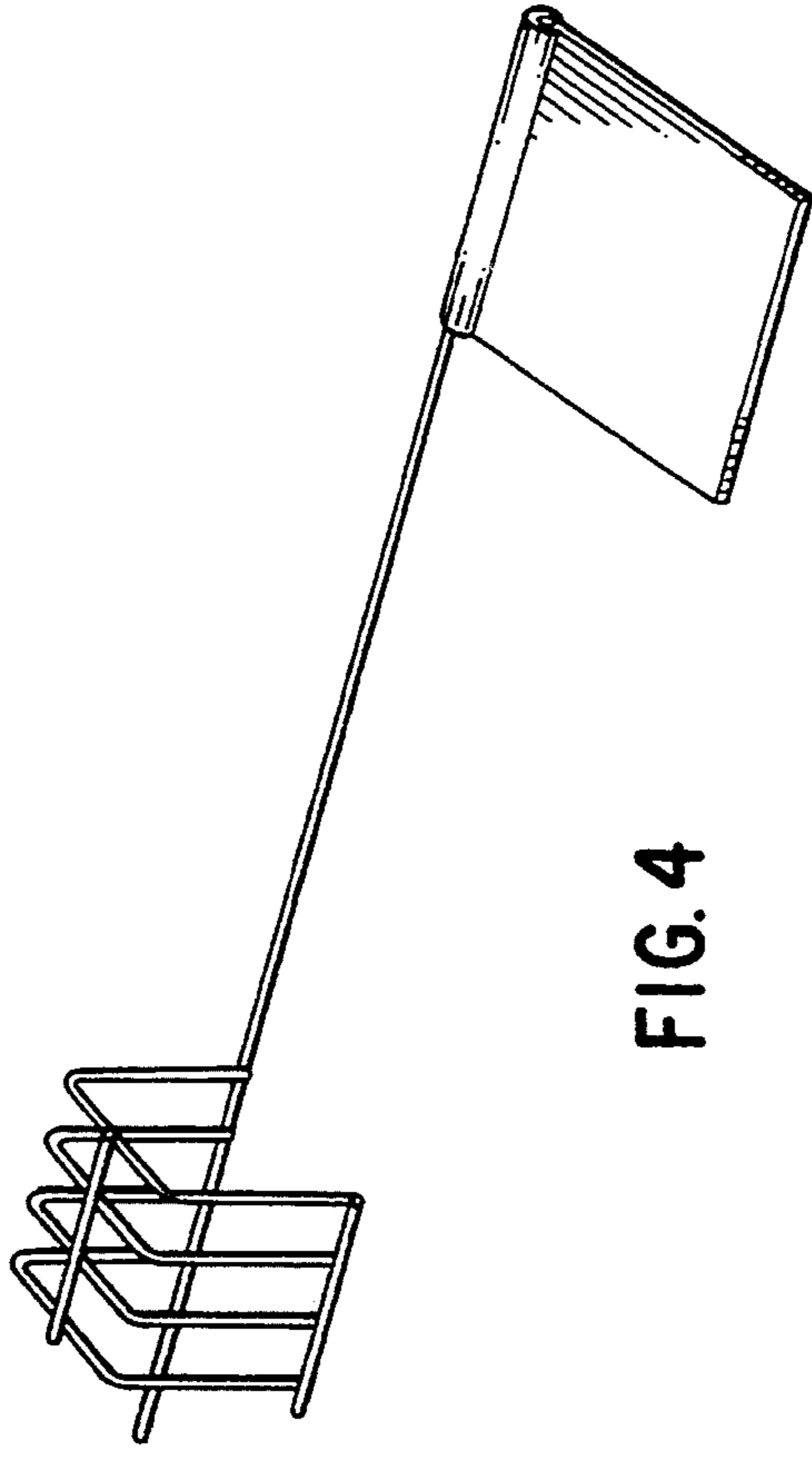


FIG. 4




FIG. 1