



US00D353420S

United States Patent [19]

[11] Patent Number: **Des. 353,420**

Koresec

[45] Date of Patent: **** Dec. 13, 1994**

- [54] **EXERCISE FRAME**
- [76] Inventor: **Bojan Koresec**, 28 Cornerstone Cres,
Whitby Ontario, Canada, L1R 2Z4
- [**] Term: **14 Years**
- [21] Appl. No.: **13,105**
- [22] Filed: **Sep. 17, 1993**
- [52] U.S. Cl. **D21/191**
- [58] Field of Search 482/142, 141, 95, 96;
D21/191, 195, 198; D25/64, 65

- 4,923,194 5/1990 Montgomery 482/141
- 4,927,135 5/1990 Nieppola 482/142

Primary Examiner—Bernard Ansher
Assistant Examiner—Philip Hyder
Attorney, Agent, or Firm—K. Maxwell Hill

[57] CLAIM

The ornamental design for an exercise frame, as shown.

DESCRIPTION

FIG. 1 is a front and left side perspective view of my new design for an exercise frame;
 FIG. 2 is a side view of my new design for an exercise frame;
 FIG. 3 is a top plan view of my new design for an exercise frame;
 FIG. 4 is the other side view of my new design for an exercise frame;
 FIG. 5 is the rear view of my new design for an exercise frame; and,
 FIG. 6 is a front view of my new design for an exercise frame.

[56] **References Cited**
U.S. PATENT DOCUMENTS

D. 290,148	6/1987	Wilson	D21/191
D. 291,338	8/1987	Ringel et al.	D21/191
D. 296,808	7/1988	Urbanc	D21/191
3,857,561	12/1974	Cecchettini et al.	482/142
3,920,240	11/1975	Ross	482/142
4,456,248	6/1984	Smith	482/142
4,611,806	9/1986	Terry	482/142
4,666,154	5/1987	Lipscomb et al.	482/142




FIG. 1.

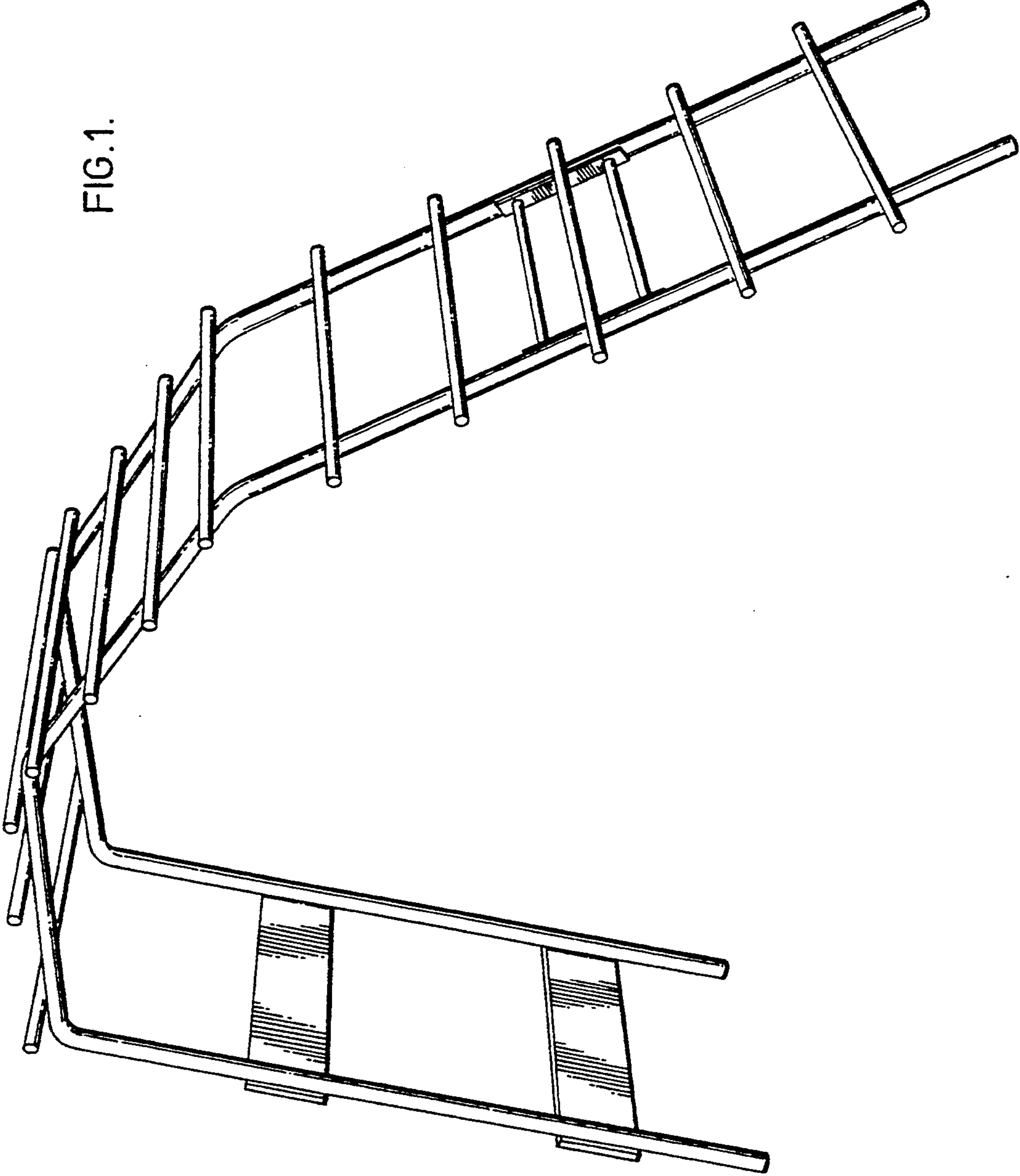


FIG. 2.

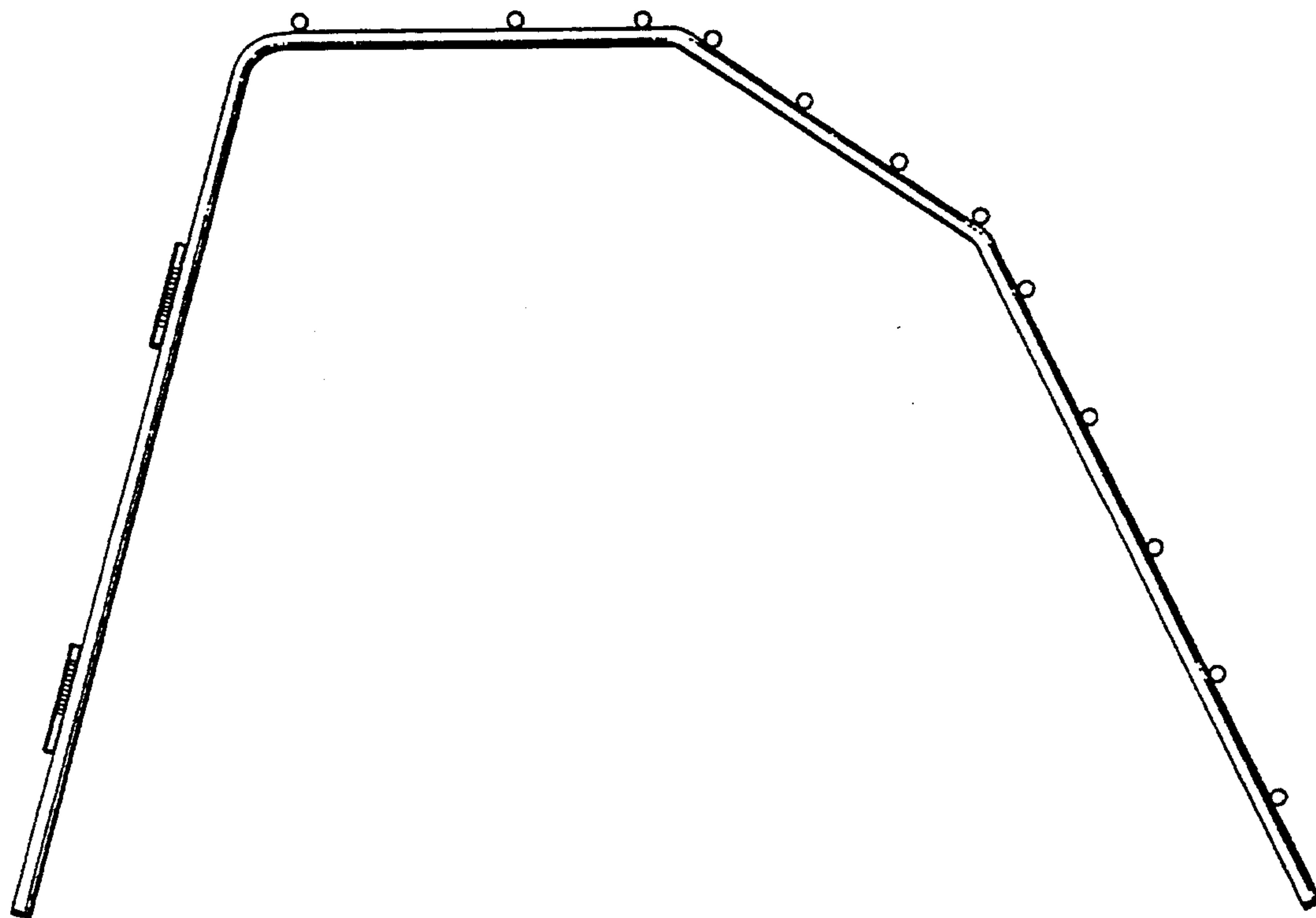


FIG. 3.



FIG. 4.

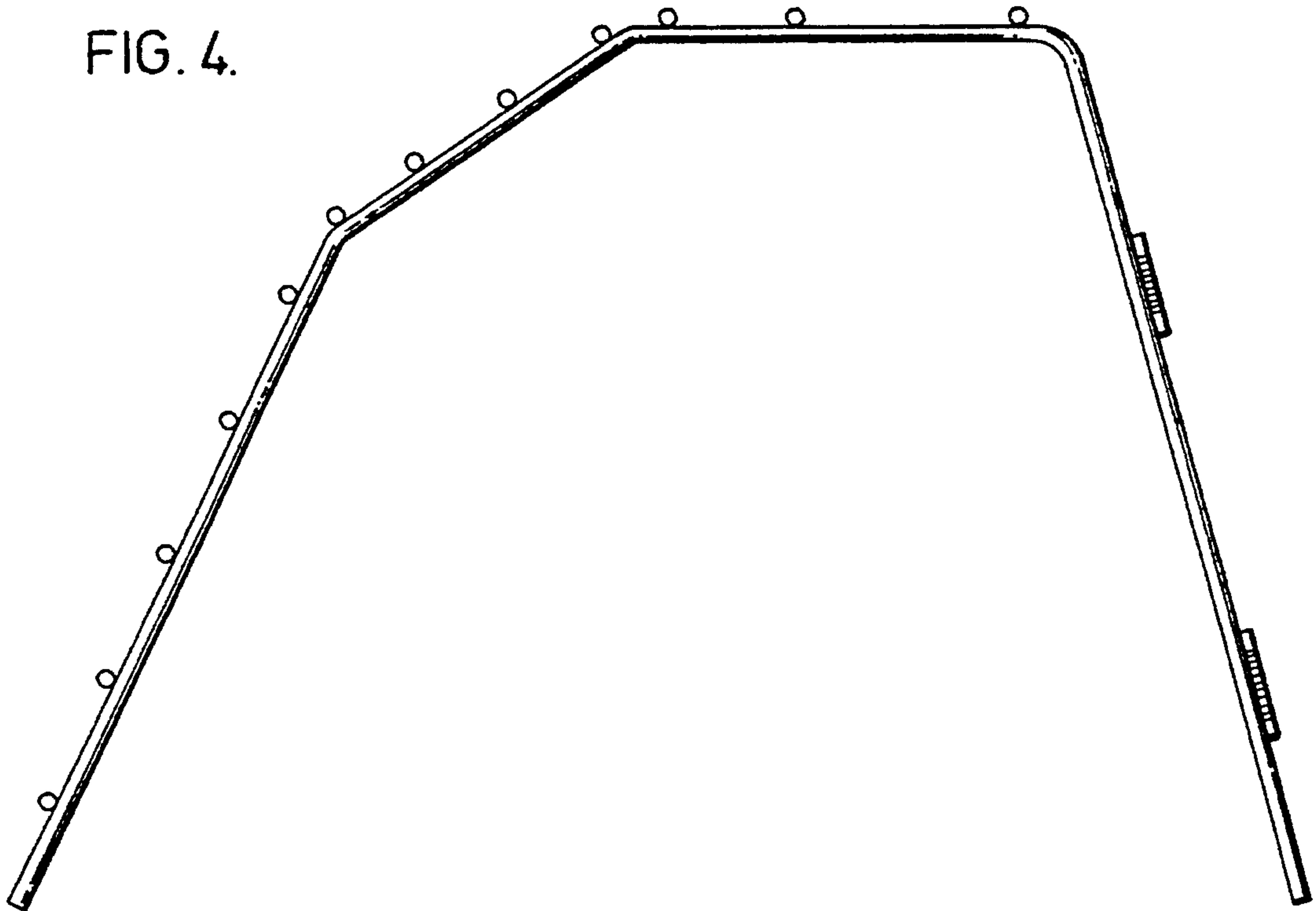


FIG. 5.

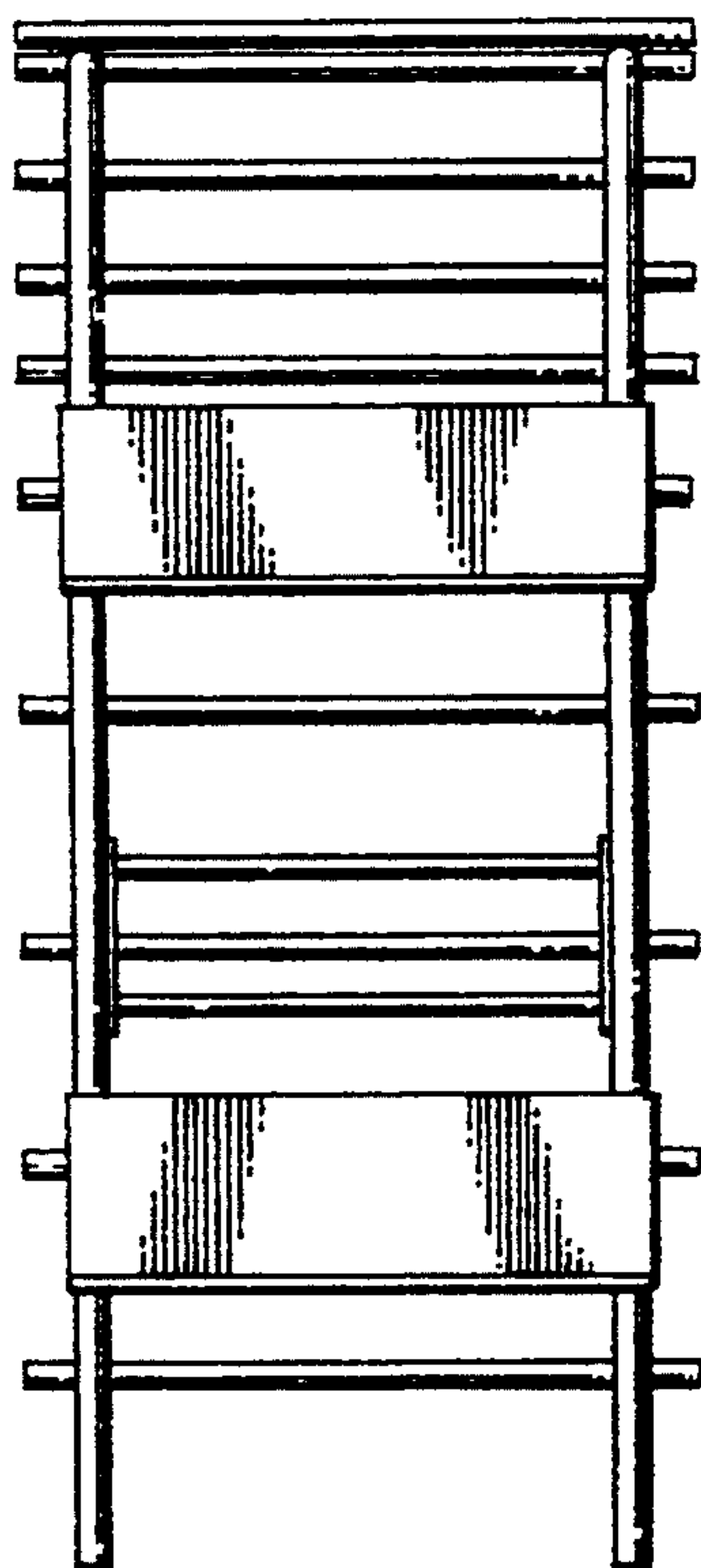


FIG. 6.

