



US00D353401S

United States Patent [19]

[11] Patent Number: **Des. 353,401**

Mund et al.

[45] Date of Patent: **** Dec. 13, 1994**

[54] **MEMO HOLDER**

[75] Inventors: **John W. Mund**, Fox Lake, Wis.; **Cari Burns**; **Robert Chieda**, both of Wheaton, Ill.; **Leon C. Clouser, Jr.**, Lombard, Ill.; **Robert A. O'Neil**, Glen Ellyn, Ill.

[73] Assignee: **Sterling Plastics Co.**, Madison, Wis.

[**] Term: **14 Years**

[21] Appl. No.: **9,842**

[22] Filed: **Jun. 22, 1993**

[52] U.S. Cl. **D19/92; D19/86**

[58] Field of Search 206/215, 555; 211/10, 211/11, 13, 45, 50, 126; D19/65, 75, 77, 78, 86, 92, 95, 99, 100

[56] **References Cited**

U.S. PATENT DOCUMENTS

D. 140,308 2/1945 Beckstrom D19/92

D. 148,455	1/1948	Bleich et al.	D19/92
D. 187,830	5/1960	Lewis	D19/92
D. 216,514	1/1970	Murray	D19/86
D. 245,170	7/1977	Evenson	D19/92
D. 297,549	9/1988	Lothe	D19/92


Primary Examiner—Martie Thompson
Attorney, Agent, or Firm—Foley & Lardner

[57] **CLAIM**

The ornamental design for a memo holder, as shown and described.

DESCRIPTION

FIG. 1 is a perspective view of a memo holder showing our new design;
FIG. 2 is a top plan view thereof;
FIG. 3 is a front view thereof;
FIG. 4 is a rear view thereof;
FIG. 5 is a bottom view thereof; and,
FIG. 6 is a side view thereof as seen from the left or the right of FIG. 2.






FIG. 1



FIG. 4




FIG. 2



FIG. 6



FIG. 3

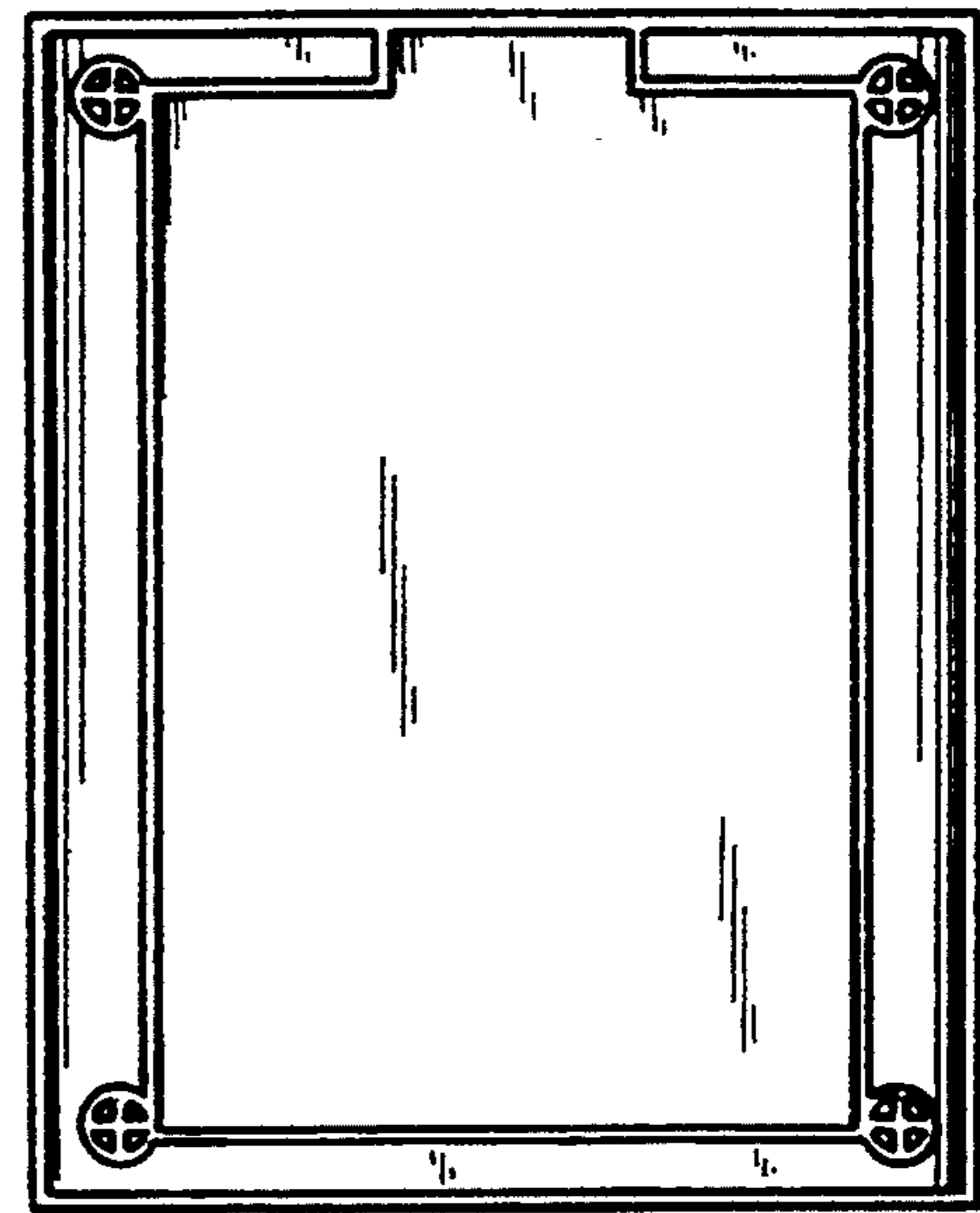


FIG. 5