



US00D353339S

United States Patent [19]
Gazzola

[11] **Patent Number: Des. 353,339**
[45] **Date of Patent: ** Dec. 13, 1994**

[54] **CASE FOR ANALOG WRISTWATCH**

[75] Inventor: **Janet C. Gazzola**, Simsbury, Conn.

[73] Assignee: **Timex Corporation**, Middlebury, Conn.

[**] Term: **14 Years**

[21] Appl. No.: **2,615**

[22] Filed: **Dec. 14, 1992**

[52] U.S. Cl. **D10/30**

[58] Field of Search 368/276-277,
368/280-282, 285; D10/1-40, 122-132

[56] **References Cited**

U.S. PATENT DOCUMENTS

- D. 292,890 11/1987 Schopfer D10/39
- D. 326,233 5/1992 Burgener D10/39

OTHER PUBLICATIONS

- Swiss Watch & Jewelry Journal* Feb. 1989 p. 353—watches.
- Swiss Watch & Jewelry Journal*—Feb. 1989—p. 354 watches.

Swiss Watches & Jewelry Journal—Apr. 1988 p. 598—watch at top right.

Swiss Watch & Jewelry Journal—Apr. 1988 p. 537—watches.

Hong Kong Enterprise—Mar. 1985—p. 174—watch #G—36311T1, near center.

Jewelers Circular—Keystone—Jul. 1981—p. 75—watches.

Jeweler's Circular—Keystone—Aug. 1977—p. 131—watch at bottom left.

Primary Examiner—Nelson C. Holtje
Attorney, Agent, or Firm—William C. Crutcher

[57] **CLAIM**

The ornamental design for a case for analog wristwatch, as shown and described.

DESCRIPTION

FIG. 1 is a top plan view of my analog watch;
FIG. 2 is a left side elevational view thereof;
FIG. 3 is a right side elevational view thereof;
FIG. 4 is a front end elevational view thereof, the back end elevational view being an identical mirror image thereof; and,
FIG. 5 is a bottom plan view thereof.

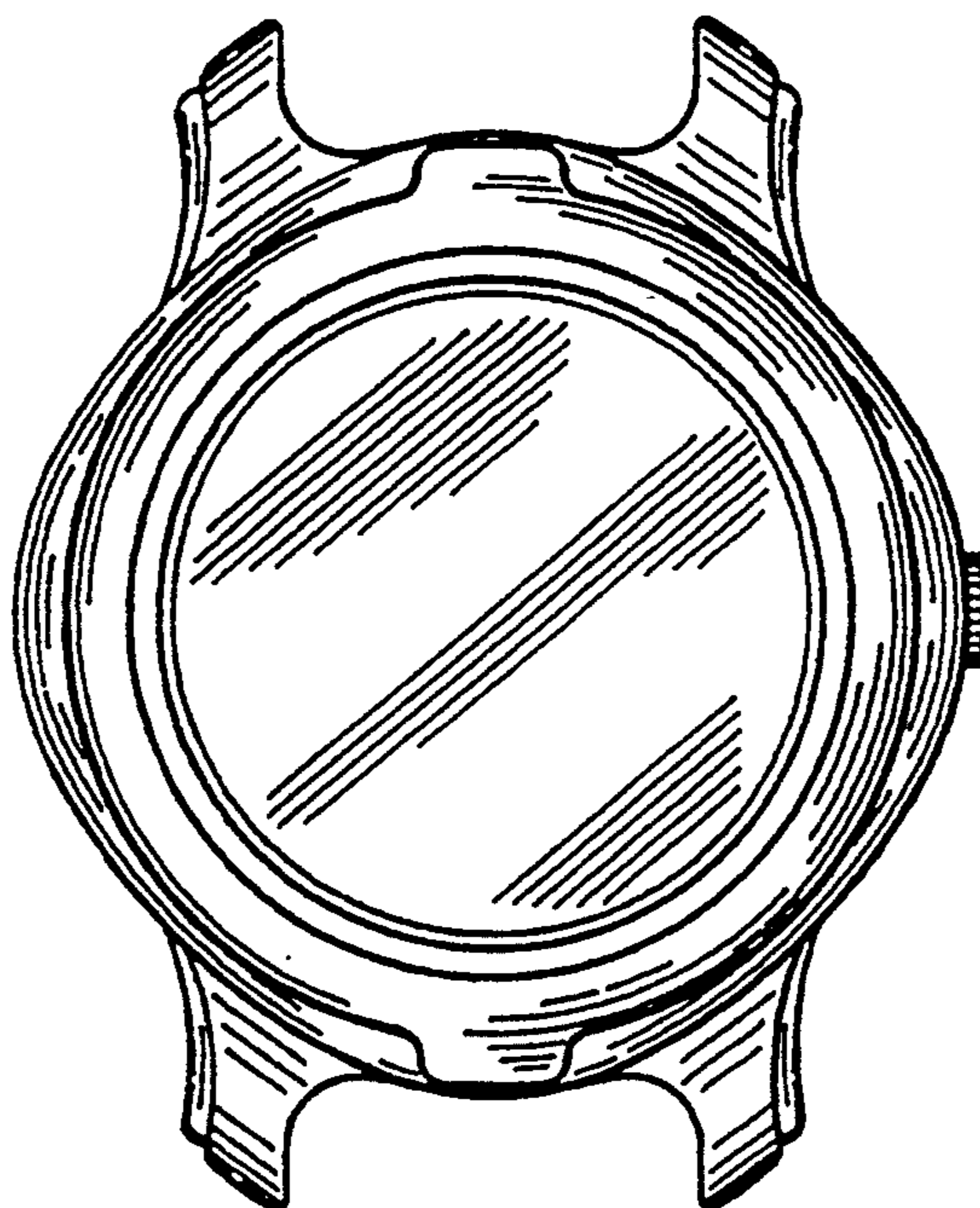




Fig. 2



Fig. 1




Fig. 3

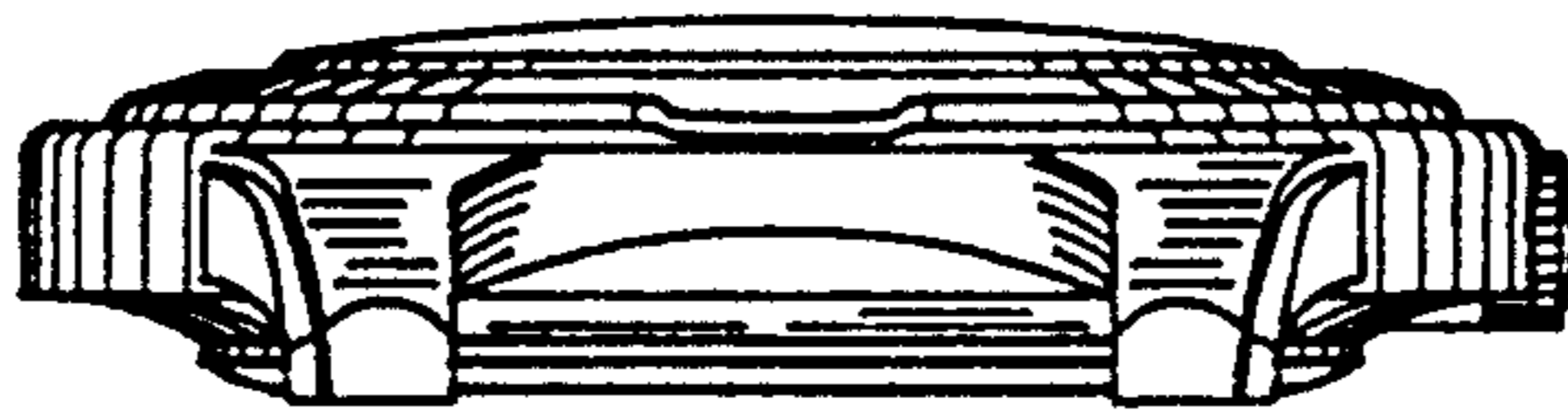


Fig. 4

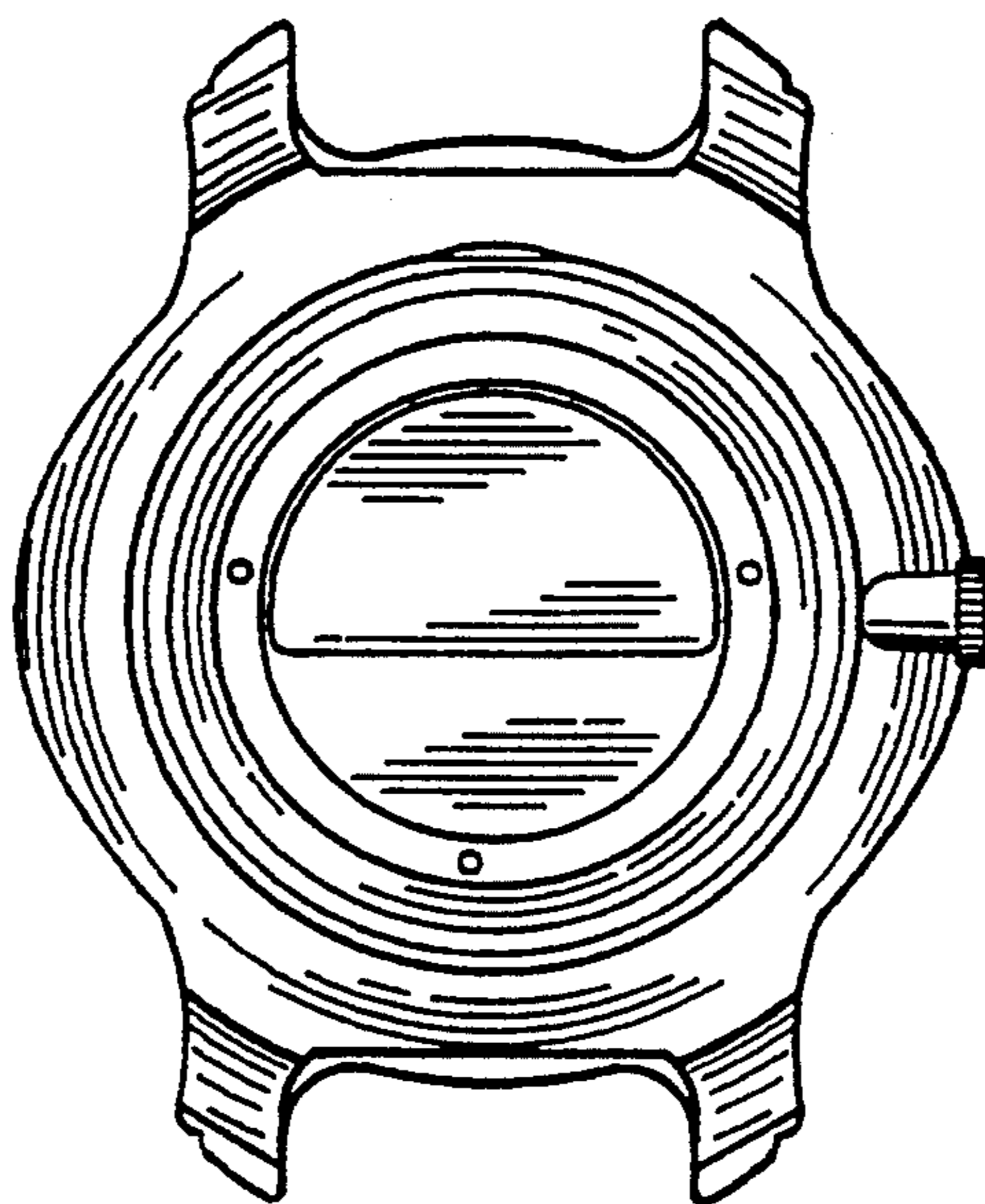


Fig. 5