



US00D353322S

United States Patent [19]

[11] Patent Number: **Des. 353,322**

Oshry et al.

[45] Date of Patent: **** Dec. 13, 1994**

[54] **PACKAGING SLEEVE**

[76] Inventors: **Scott J. Oshry; Sean Brosmith**, both of 28207 Lobrook Dr., Palos Verdes, Calif. 90274

D. 333,610	3/1993	Oshry et al.	D9/306
D. 343,638	1/1994	Rovner	D19/1
4,602,447	7/1986	Feingold	40/537 X
4,740,948	4/1988	Nakamori et al.	206/312 X
5,096,064	3/1992	Rufo, Sr. et al.	206/309 X

[**] Term: **14 Years**

Primary Examiner—Bernard Ansher
Assistant Examiner—M. Siegel

[21] Appl. No.: **4,202**

[57] **CLAIM**

[22] Filed: **Jan. 25, 1993**

The ornamental design for a packaging sleeve, as shown.

[52] U.S. Cl. **D9/306; D6/407; D19/3**

[58] Field of Search **D9/306, 416, 418; D3/34, 35; 40/124.2, 373, 530, 535, 537; 206/309, 312, 313; D14/114; D19/1, 32, 33, 76**

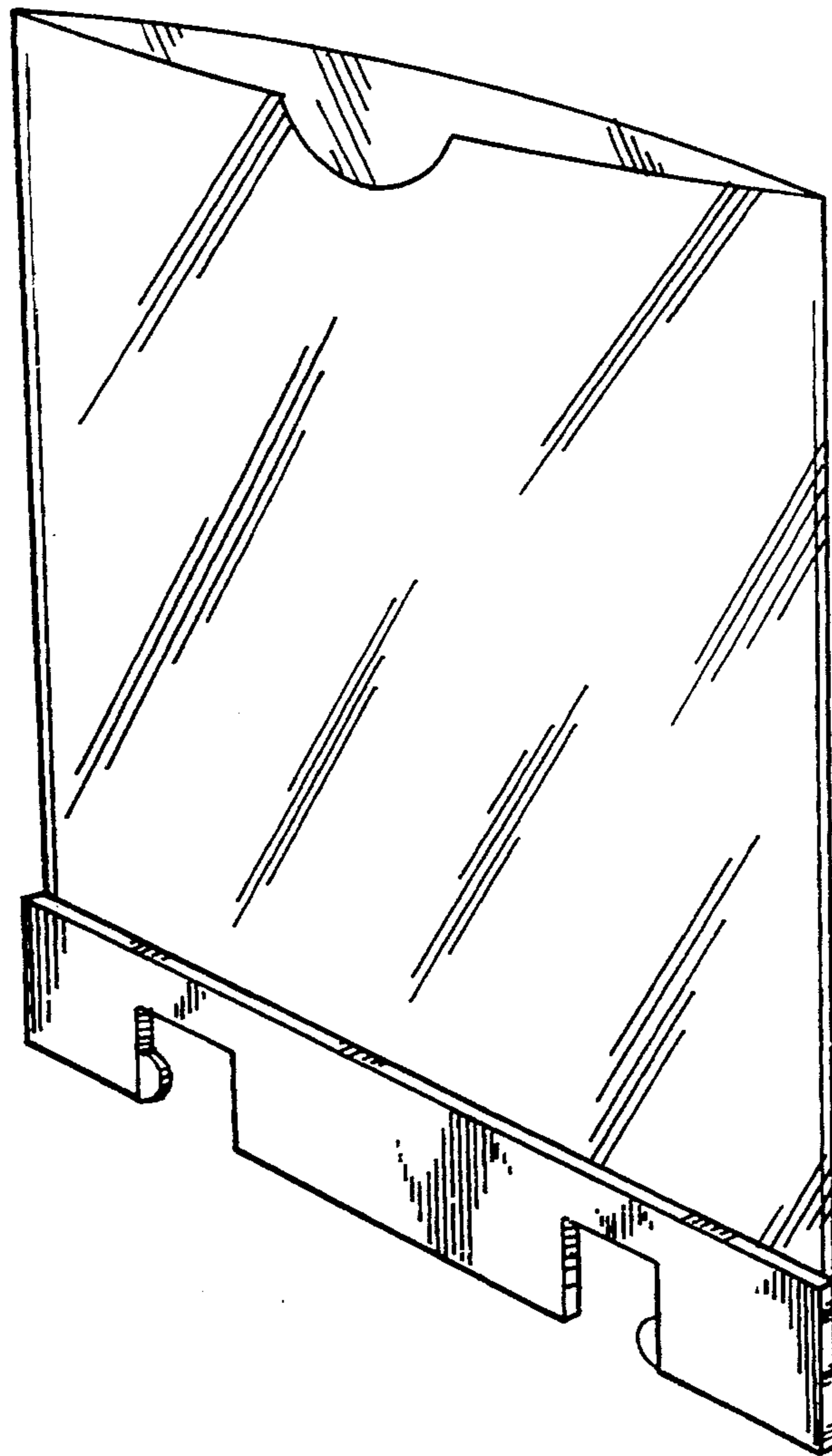
DESCRIPTION

FIG. 1 is a perspective view of the packaging sleeve showing our new design;
FIG. 2 is a front view thereof;
FIG. 3 is a rear view thereof;
FIG. 4 is a left side view thereof;
FIG. 5 is a right side view thereof;
FIG. 6 is a top view thereof; and,
FIG. 7 is a bottom view thereof.

[56] **References Cited**

U.S. PATENT DOCUMENTS

D. 285,938	9/1986	Ventres, Jr.	D19/1
D. 305,614	1/1990	Gotlib	D9/337
D. 323,428	1/1992	Wang	D3/35



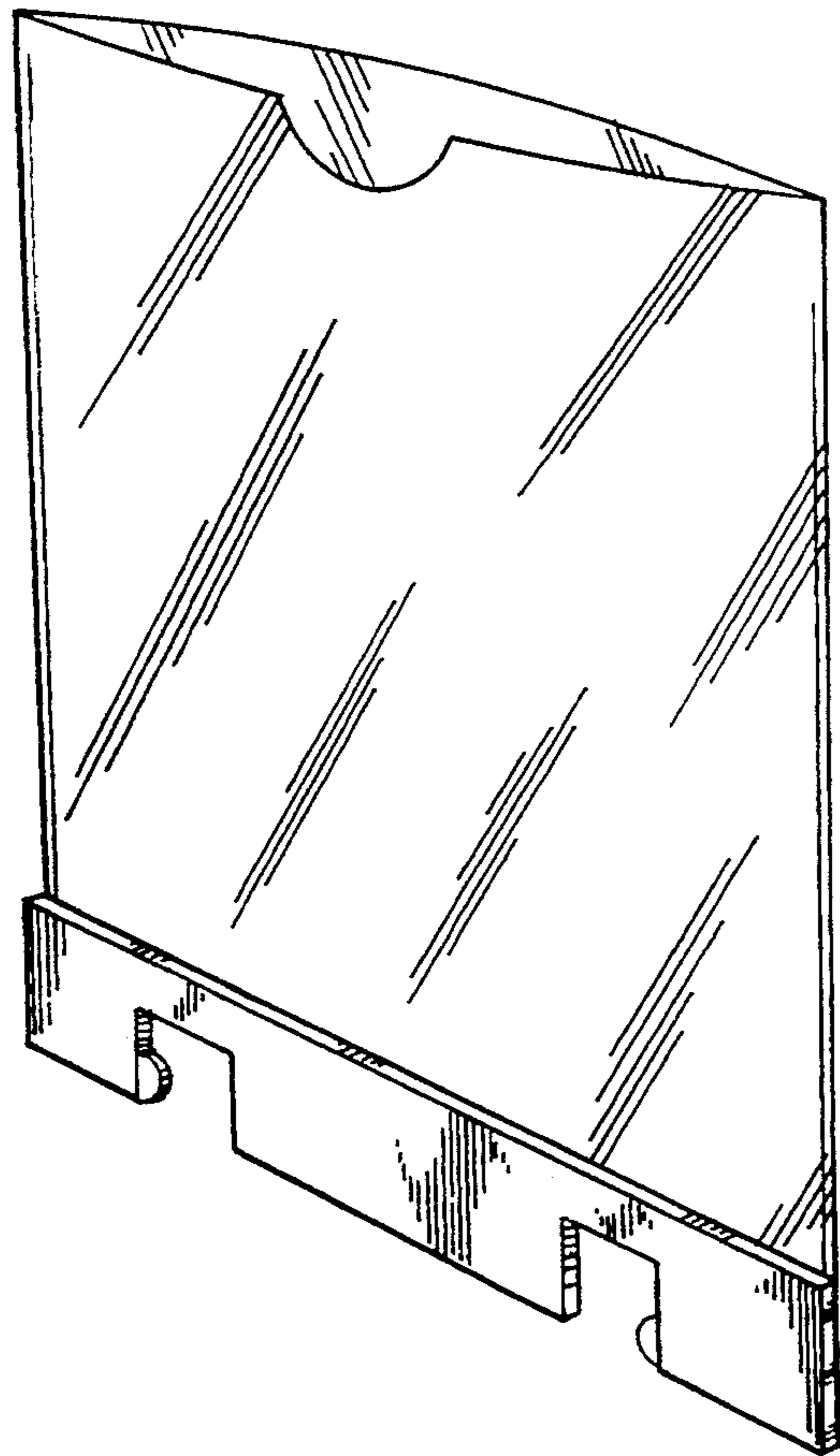


FIG. 1

FIG. 4

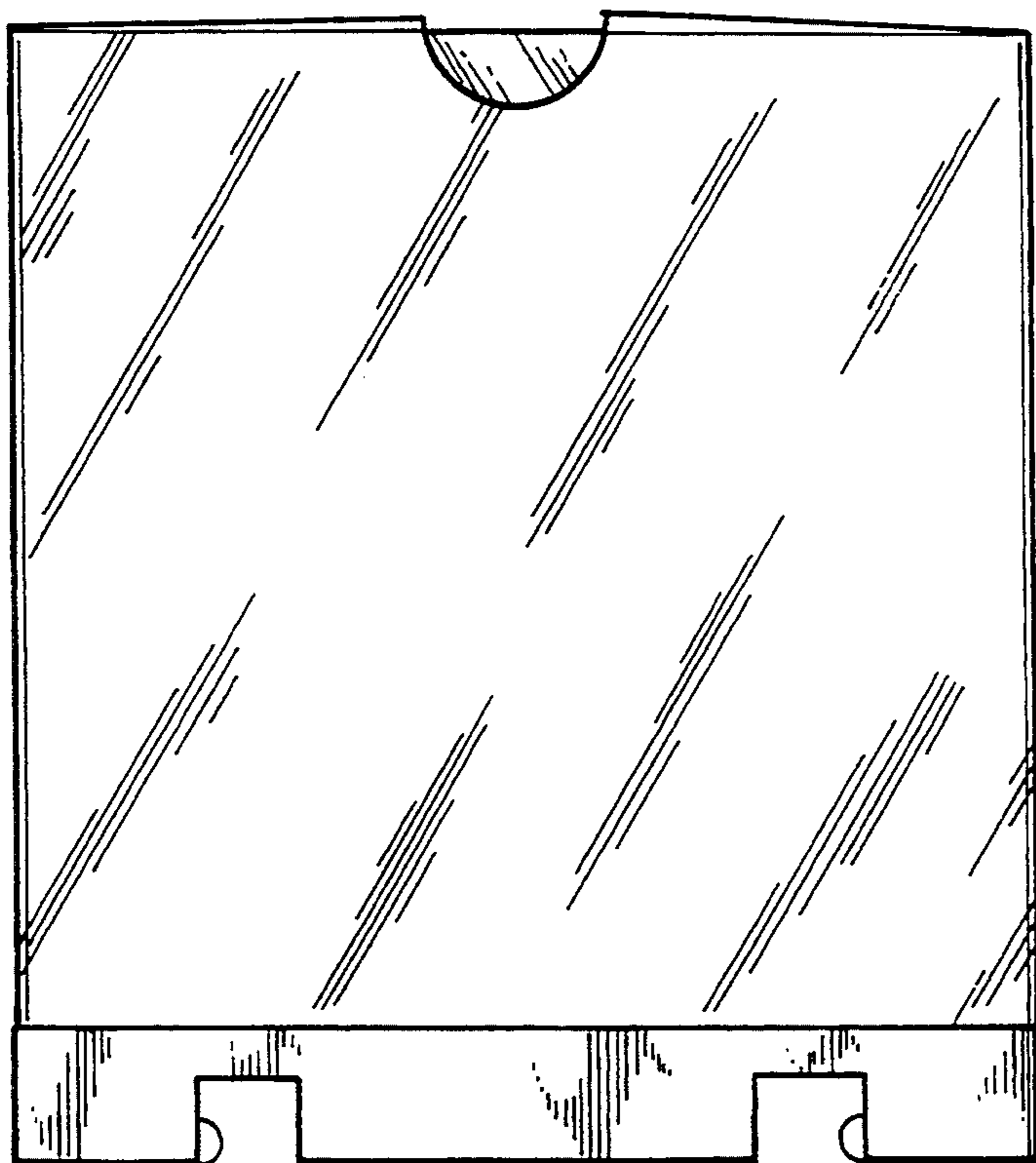


FIG. 2



FIG. 6




FIG. 5

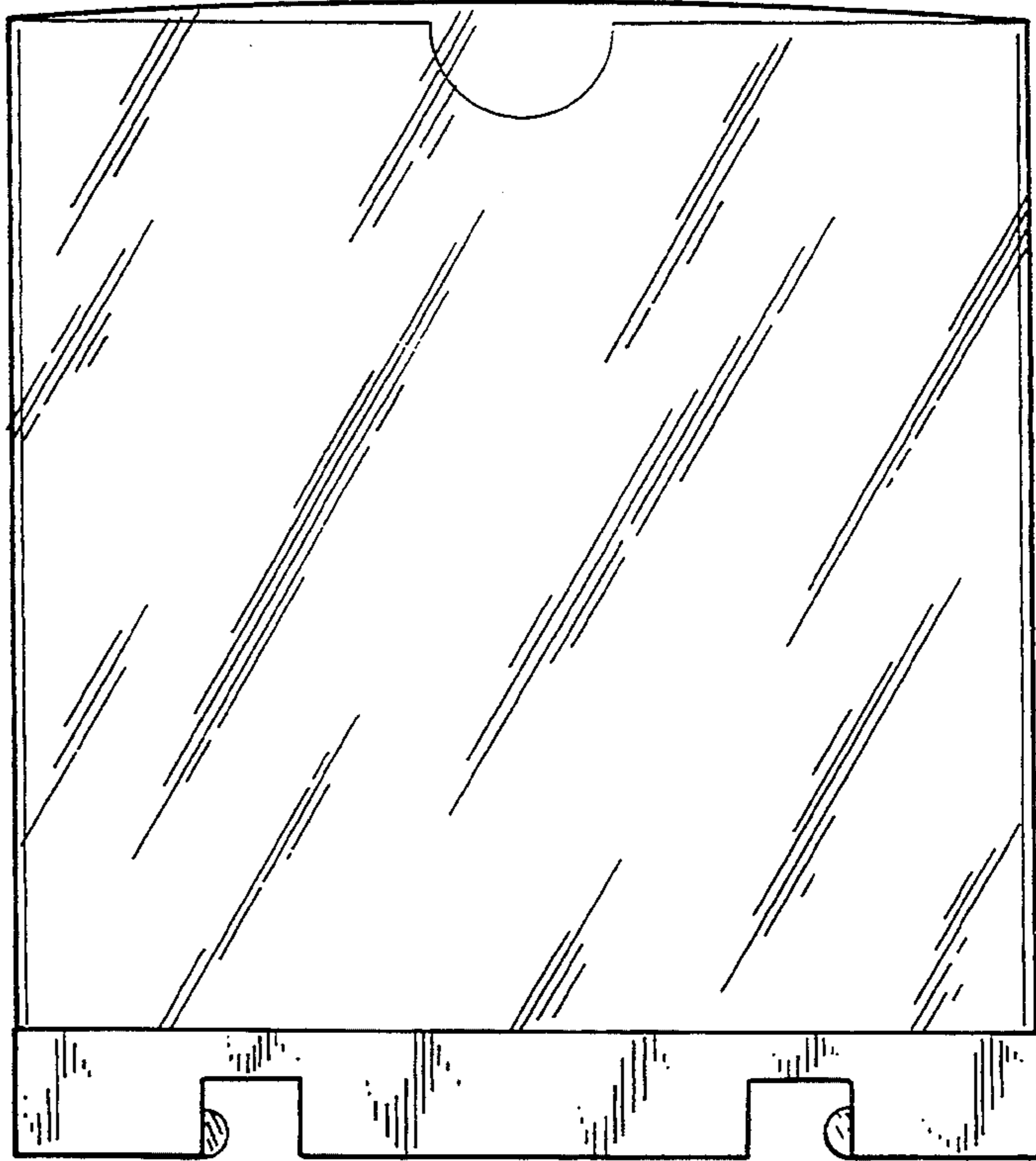


FIG. 3




FIG. 7