



US00D353319S

United States Patent [19]

[11] Patent Number: **Des. 353,319**

Eckert

[45] Date of Patent: **** Dec. 13, 1994**

[54] **DOOR LOCK GUARD**

4,629,231 12/1986 Bouchard 292/346

[76] Inventor: **Kathryn Eckert**, 19725 Chesterfield Rd., Detroit, Mich. 48221

4,751,834 6/1988 Beck .

5,029,460 7/1991 Anastasiou .

5,076,082 12/1991 Filho .

[**] Term: **14 Years**

Primary Examiner—Brian N. Vinson

Attorney, Agent, or Firm—Terry M. Gernstein

[21] Appl. No.: **7,539**

[57] **CLAIM**

[22] Filed: **Apr. 26, 1993**

[52] U.S. Cl. **D8/346; D8/343**

The ornamental design for a door lock guard, as shown and described.

[58] Field of Search **D8/330-331, D8/343, 344, 346; 292/340-343, 256, 277, 346**

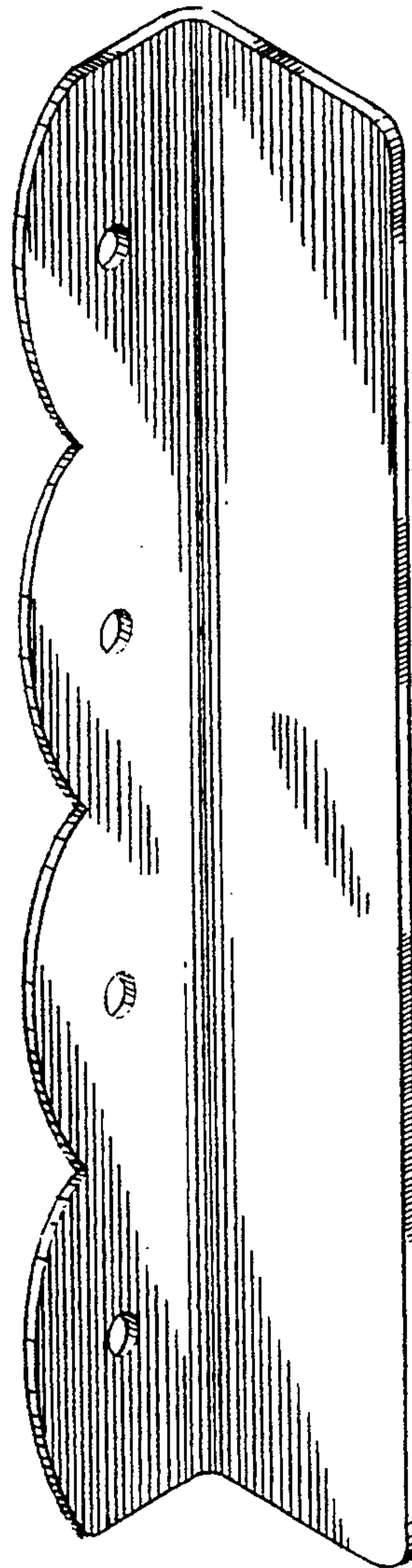
DESCRIPTION

[56] **References Cited**

U.S. PATENT DOCUMENTS

D. 23,779	11/1894	Byrne	D8/341
D. 35,184	10/1901	Ryan	D8/344
D. 177,089	3/1956	Farley	D8/344
D. 229,165	11/1973	Wormood	D8/339
D. 302,937	8/1989	Briggs	D8/343
4,178,027	12/1979	Charron	292/346

FIG. 1 is a front, top and side perspective view of the door lock guard showing my new design; FIG. 2 is a front elevational view thereof; FIG. 3 is a rear elevational view thereof; FIG. 4 is a side elevational view thereof; FIG. 5 is a side elevational view thereof; and, FIG. 6 is an end view thereof, the end opposite being a mirror image of the end shown.



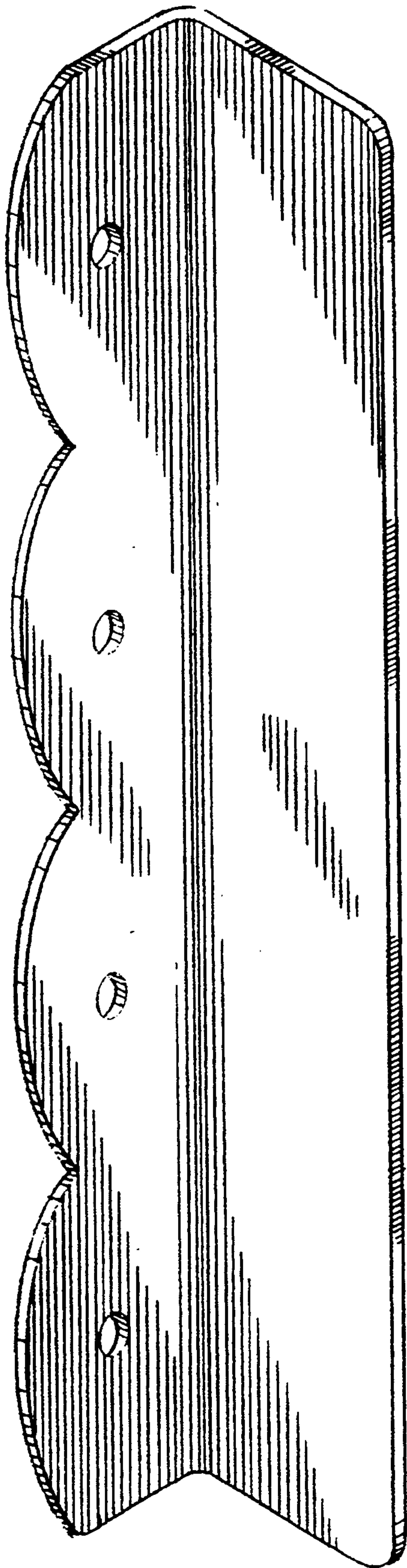


FIG. 1.

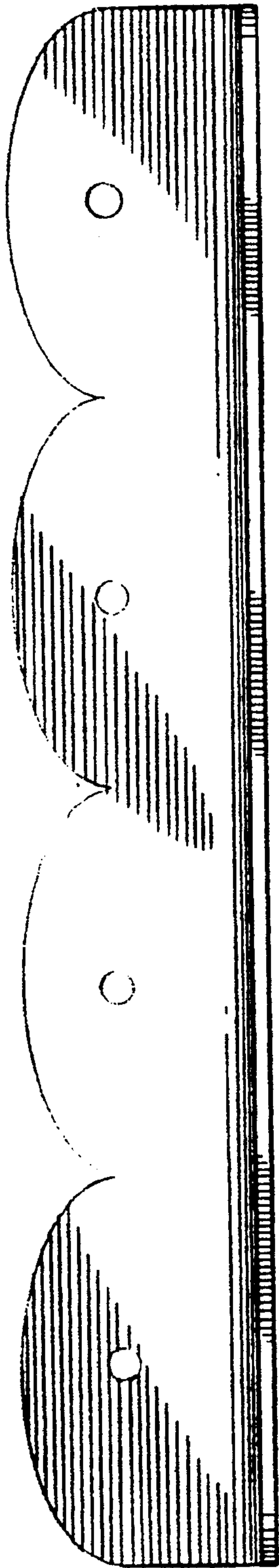


FIG. 2.

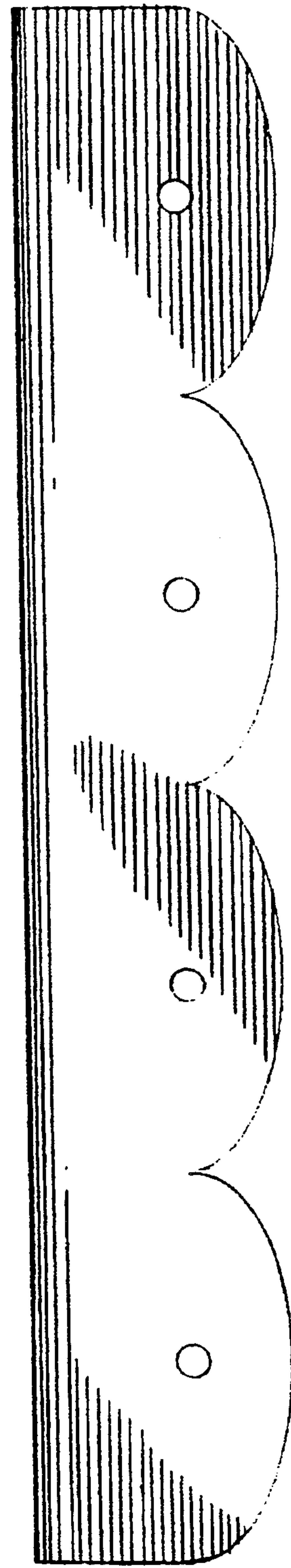


FIG. 3.

FIG. 4.

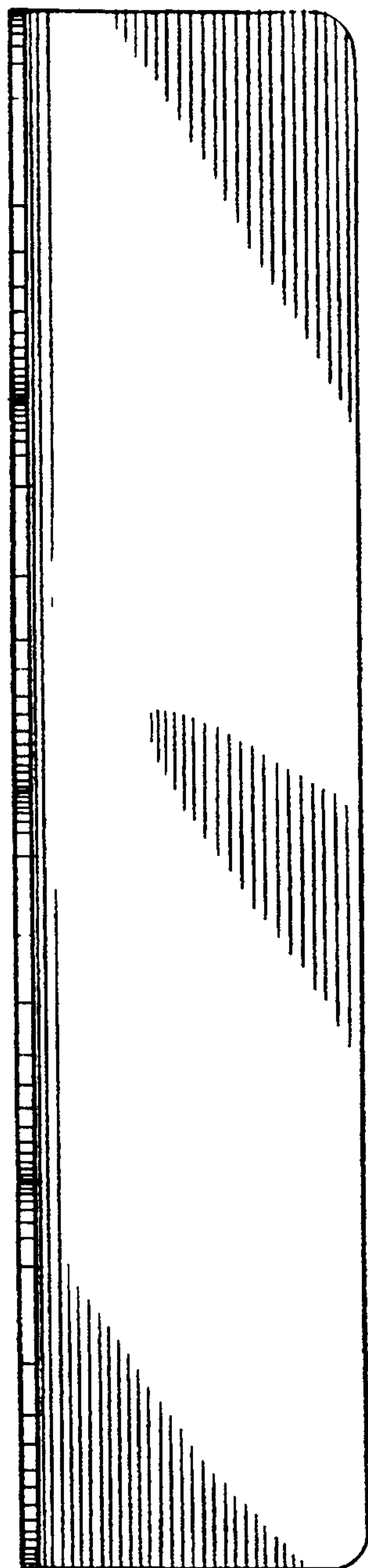


FIG. 5.


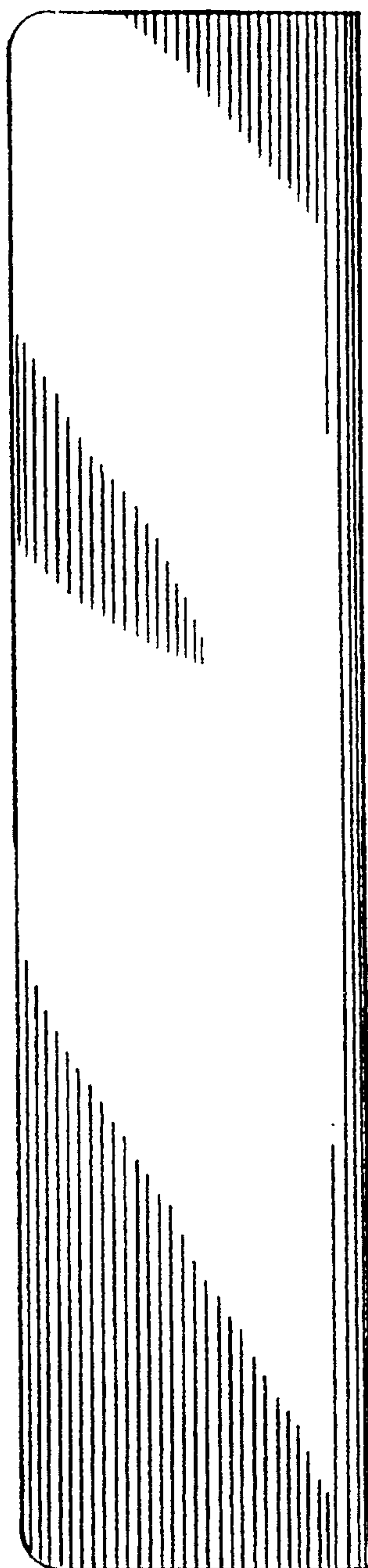


FIG. 6.