



US00D353307S

# United States Patent [19] Cucchiara

[11] Patent Number: **Des. 353,307**

[45] Date of Patent: **\*\* Dec. 13, 1994**

[54] **OVEN RACK TOOL**

3,162,475 12/1964 Van Allen ..... 294/26  
4,494,786 1/1985 Paulus et al. .... 294/26

[76] Inventor: **Chuck J. Cucchiara**, 24 Chateau Haut  
Brion, Kenner, La. 70065

*Primary Examiner*—Terry A. Wallace  
*Attorney, Agent, or Firm*—Rhodes & Ascolillo

[\*\*] Term: **14 Years**

[57] **CLAIM**

[21] Appl. No.: **16,585**

The ornamental design for an oven rack tool, as shown  
and described.

[22] Filed: **Dec. 20, 1993**

[52] U.S. Cl. .... **D7/669**

[58] Field of Search ..... D7/669, 688; 294/2,  
294/9, 10, 12, 19.1, 26, 27.1; D32/40

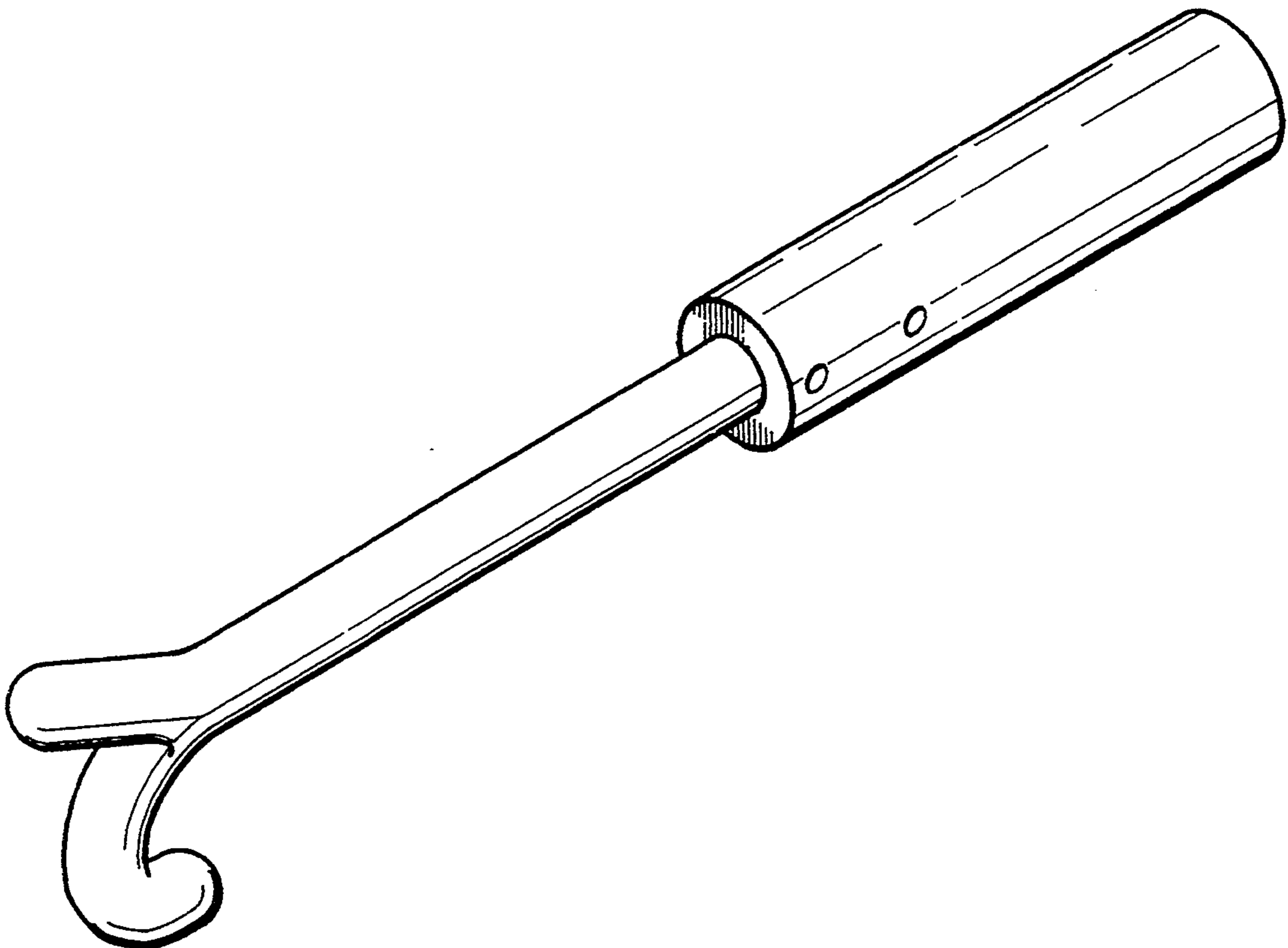
**DESCRIPTION**

[56] **References Cited**

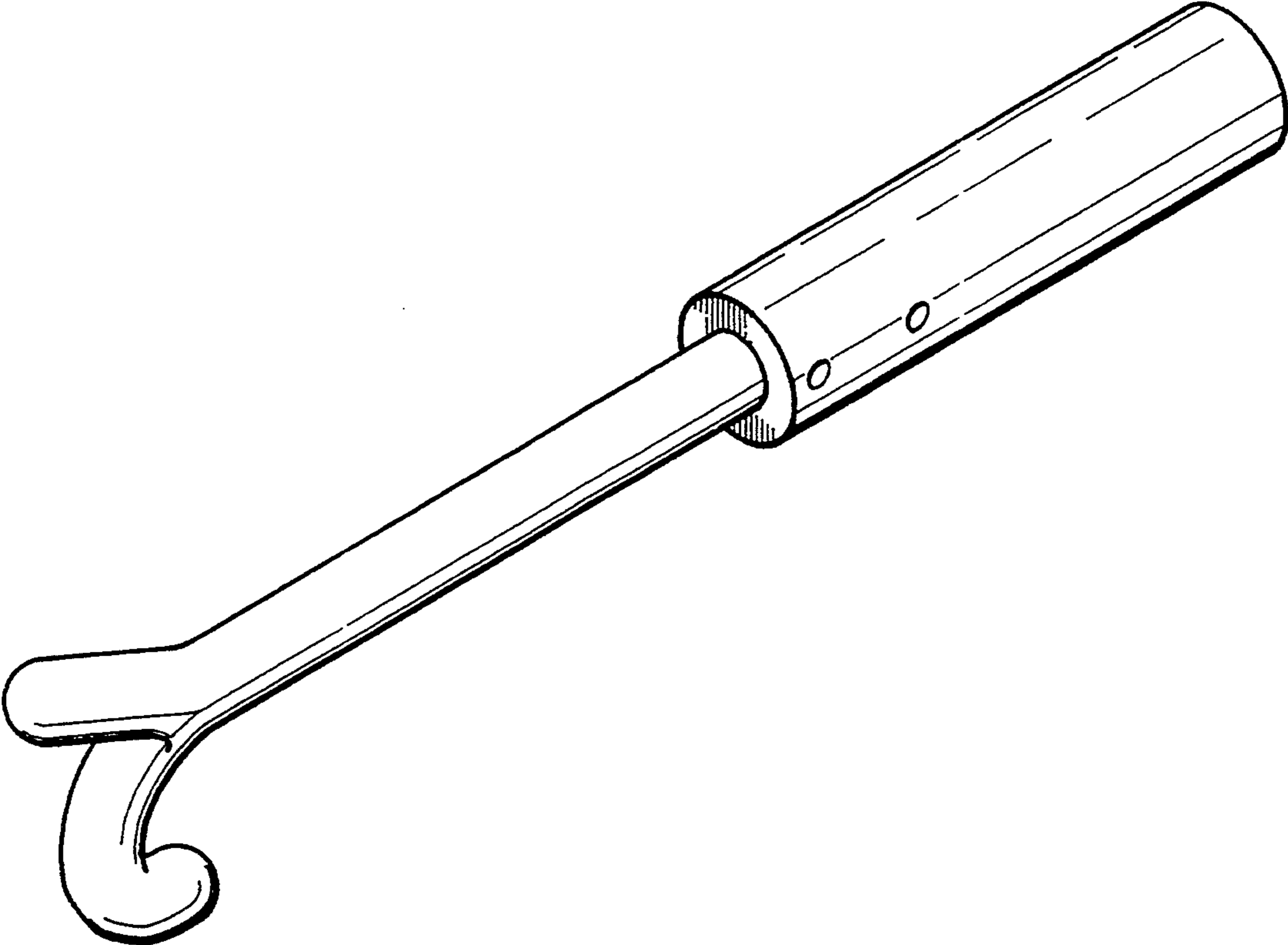
**U.S. PATENT DOCUMENTS**

D. 256,875 9/1980 Slagle, IV ..... D7/669  
D. 345,285 3/1994 Hull et al. .... D7/669  
2,805,883 9/1957 Sauvago ..... 294/26

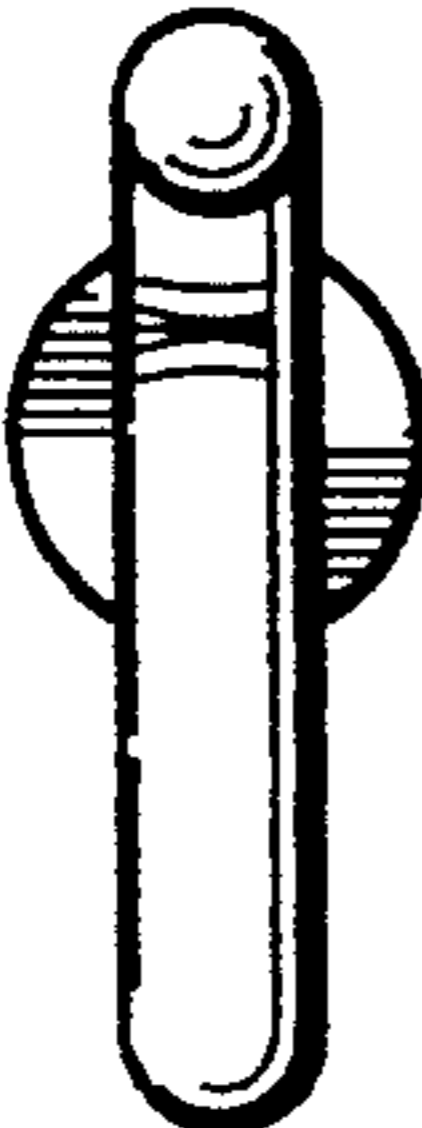
FIG. 1 is a perspective view of an oven rack tool show-  
ing my new design;  
FIG. 2 is a rear elevational view thereof;  
FIG. 3 is a front elevational view thereof;  
FIG. 4 is a top plan view thereof;  
FIG. 5 is a right side elevational view thereof, the oppo-  
site side being a mirror image; and,  
FIG. 6 is a bottom plan view thereof.



**FIG. 1**



**FIG. 3**



**FIG. 2**



FIG. 4



FIG. 5

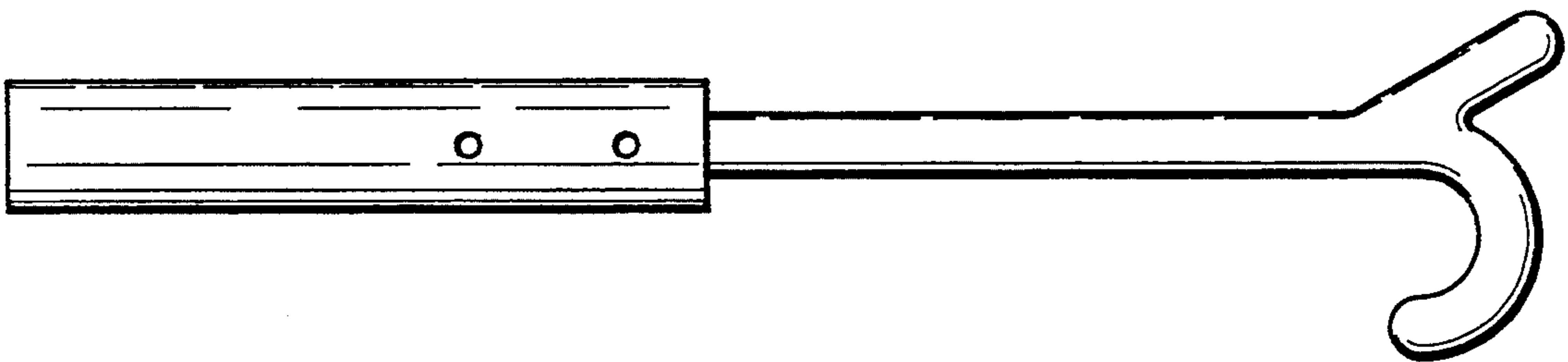


FIG. 6

