



US00D353301S

United States Patent [19]

[11] Patent Number: **Des. 353,301**

Anderson

[45] Date of Patent: **** Dec. 13, 1994**

[54] **OVEN TRAY**

FOREIGN PATENT DOCUMENTS

[76] Inventor: **Donald J. Anderson**, 2980 N. San Fernando Blvd., Burbank, Calif. 91735

786428 11/1957 United Kingdom 99/426

[**] Term: **14 Years**

Primary Examiner—Alan P. Douglas
Assistant Examiner—Caron D. Veynar
Attorney, Agent, or Firm—Pretty, Schroeder, Brueggemann & Clark

[21] Appl. No.: **930,215**

[57] **CLAIM**

[22] Filed: **Aug. 14, 1992**

The ornamental design for an oven tray, as shown and described.

[52] U.S. Cl. **D7/409**

[58] Field of Search D7/409, 388, 408, 354, D7/359; 99/422, 426, 339, 418, 416; 126/25 R, 25 AA, 27, 337 R, 338, 505, 506

DESCRIPTION

[56] **References Cited**

U.S. PATENT DOCUMENTS

254,770 3/1882 Hurd D7/359 X
1,396,684 11/1921 Hansen 99/422
2,704,974 3/1955 Setman 99/422

FIG. 1 is a top plan view of an oven tray embodying my new design;
FIG. 2 is a front elevational view, the rear elevational view being a mirror image thereof;
FIG. 3 is a bottom plan view thereof;
FIG. 4 is a right side elevational view, the left side elevational view being a mirror image thereof.

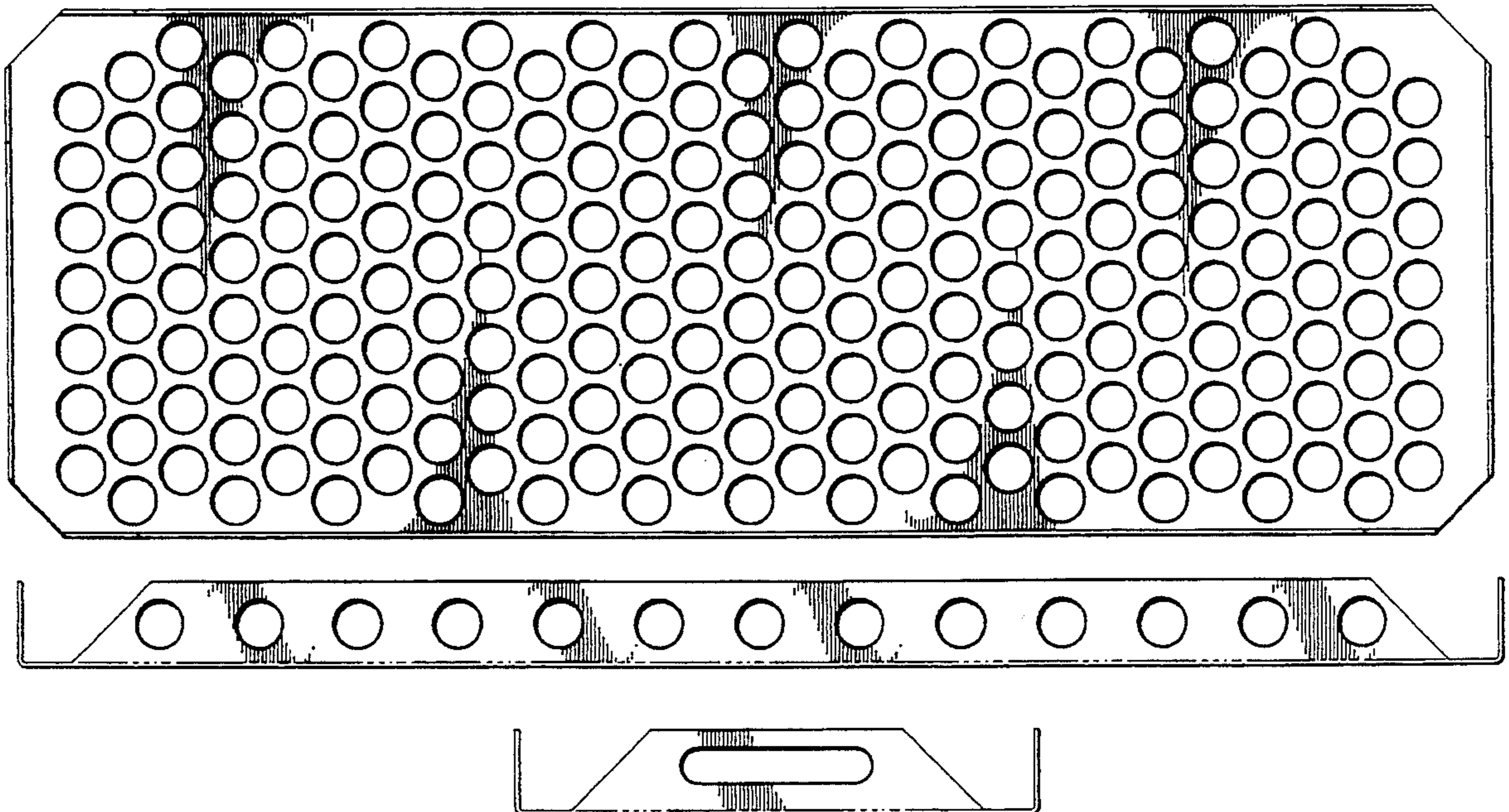


FIG. 1

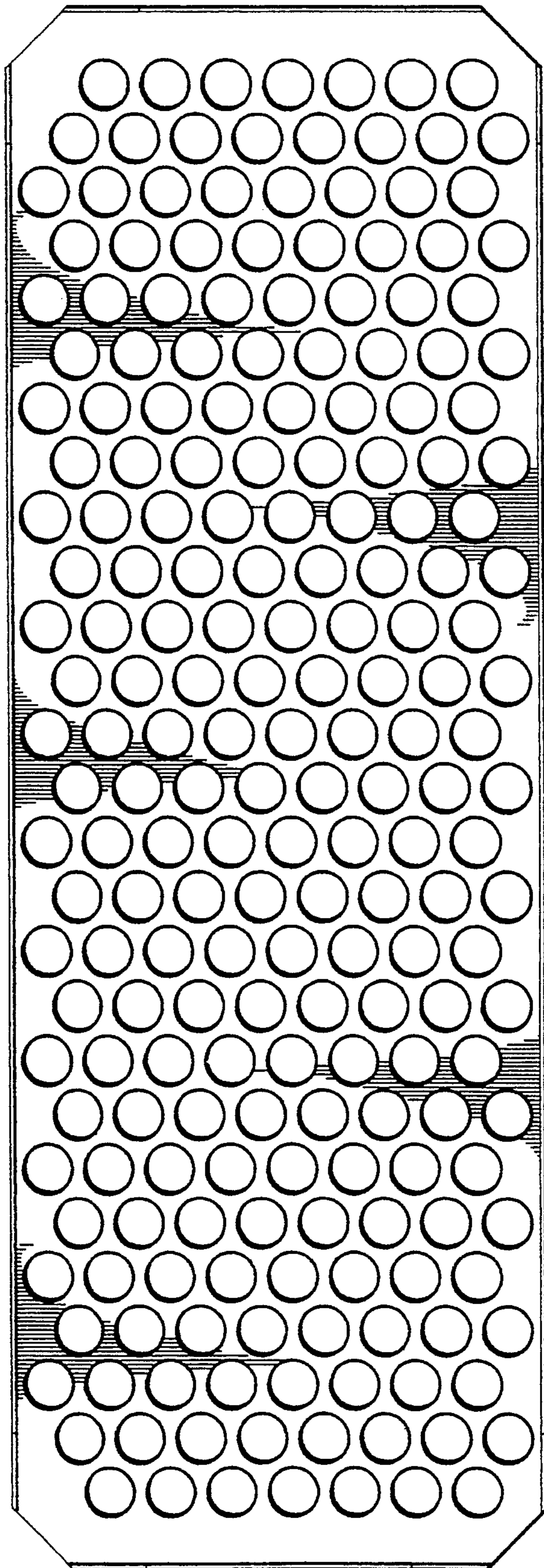


FIG. 2



FIG. 3




FIG. 4

