



US00D353292S

United States Patent [19]

[11] Patent Number: **Des. 353,292**

Mariani et al.

[45] Date of Patent: **** Dec. 13, 1994**

[54] CLOSET EXTENDER

2,481,483 12/1969 Harvey et al. 211/105.3
4,709,838 12/1987 Campbell 211/115 X

[75] Inventors: **Robert K. Mariani**, Oak Brook;
Thomas Hunter, Elmhurst, both of Ill.

Primary Examiner—Brian N. Vinson
Attorney, Agent, or Firm—Dressler, Goldsmith, Shore & Milnamow, Ltd.

[73] Assignee: **Selfix, Inc.**, Chicago, Ill.

[57] **CLAIM**

[**] Term: **14 Years**

The ornamental design for a closet extender, as shown and described.

[21] Appl. No.: **6,671**

DESCRIPTION

[22] Filed: **Apr. 2, 1993**

[52] U.S. Cl. **D6/513; D6/549; D8/367**

[58] **Field of Search** D6/512-514, D6/566, 409-411, 549; D8/349, 354, 363, 367, 373; 211/86, 113, 105.1, 105.3, 106, 119, 115, 119.01, 123, 181

FIG. 1 is a perspective view of a closet extender incorporating my new design;
FIG. 2 is a left side elevational view thereof, the right side elevational view being a mirror image;
FIG. 3 is a top plan view thereof;
FIG. 4 is a bottom plan view thereof;
FIG. 5 is a back elevational view thereof; and,
FIG. 6 is a front elevational view thereof.
The dotted lines are included to show environmental structure which does not form part of my design.

[56] **References Cited**

U.S. PATENT DOCUMENTS

D. 308,937 7/1990 Rybak D8/367

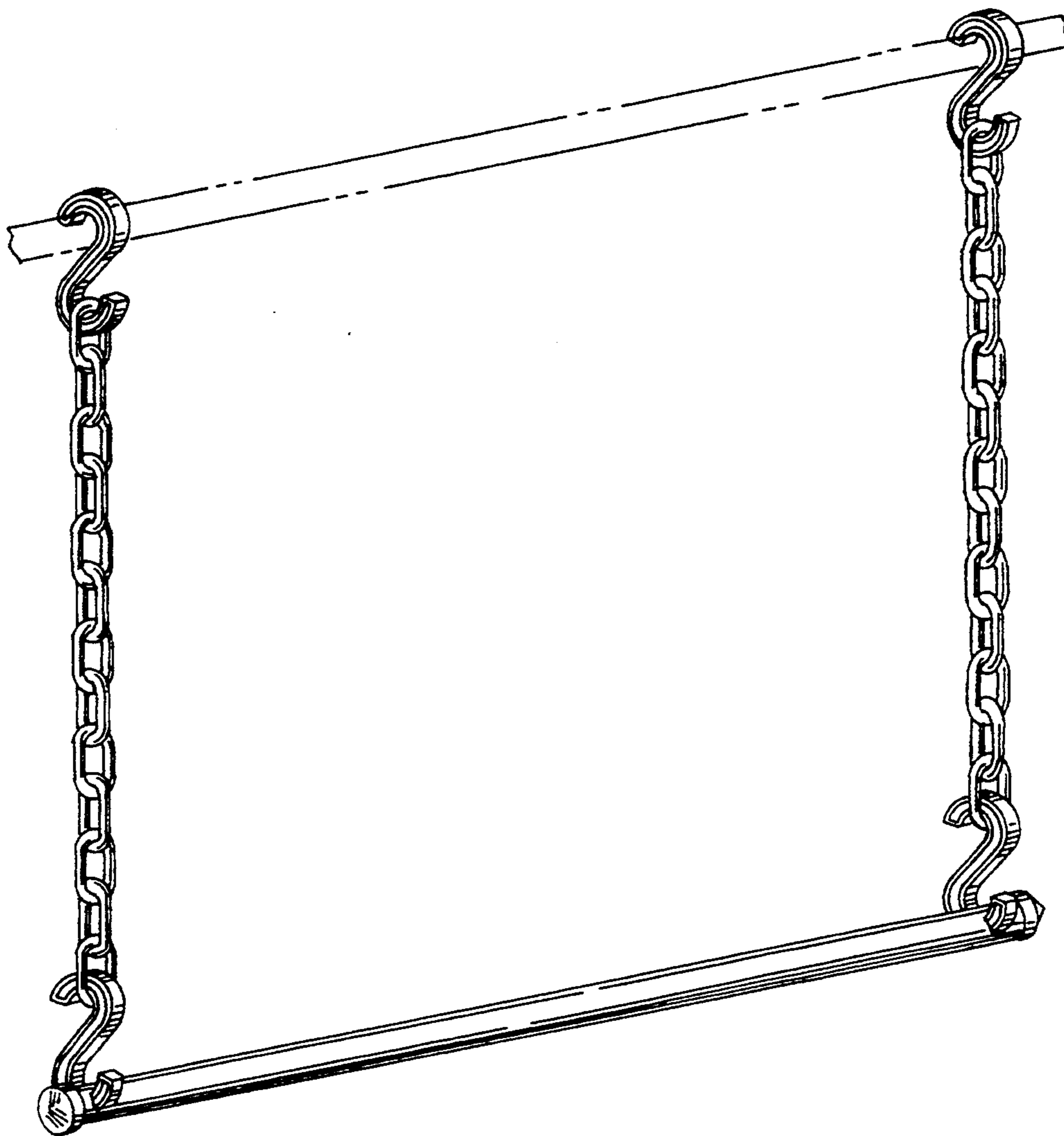


FIG. 1

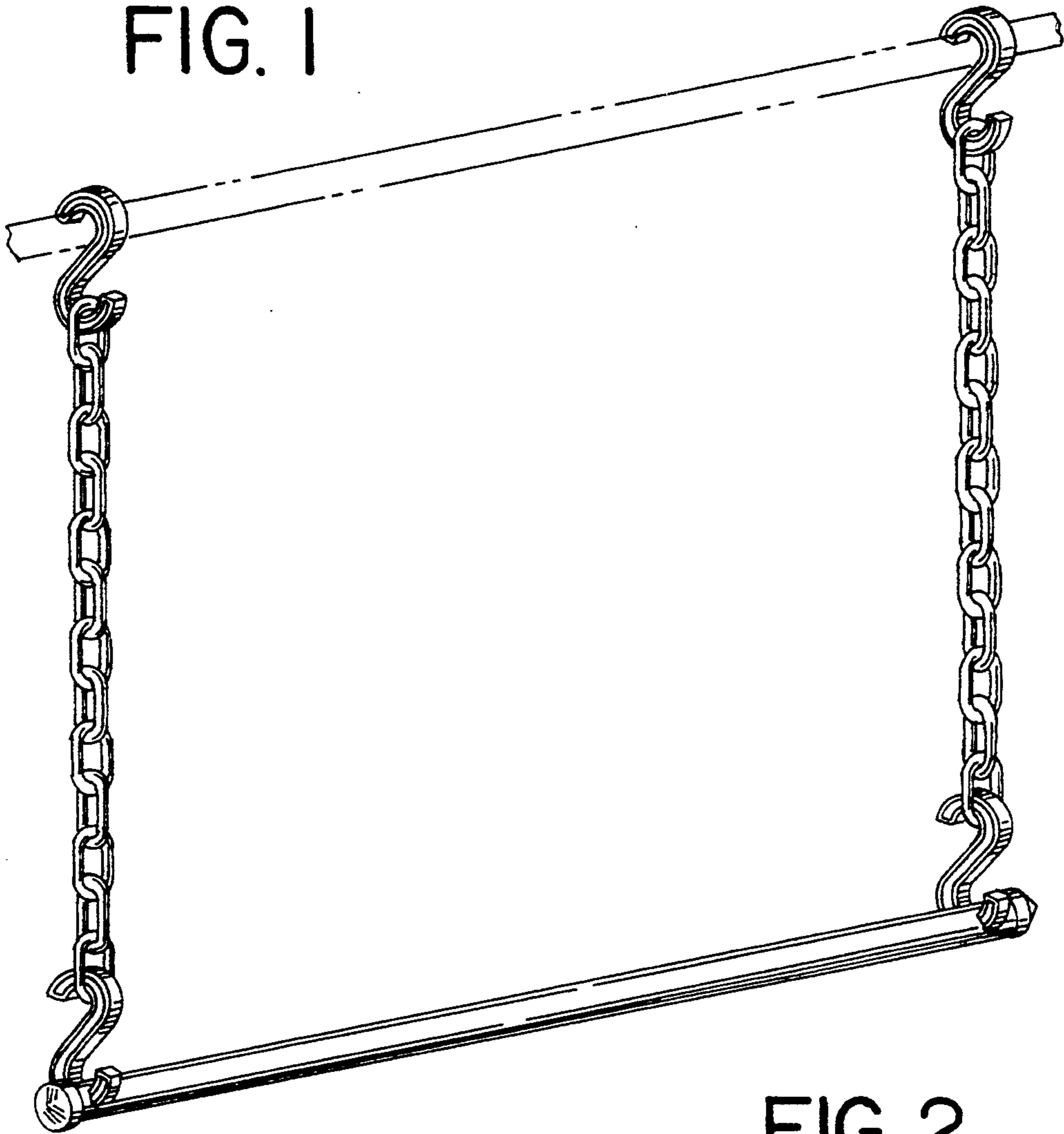


FIG. 2

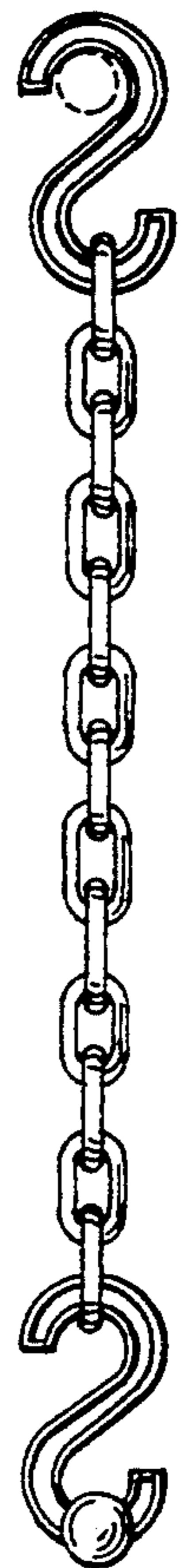


FIG. 3

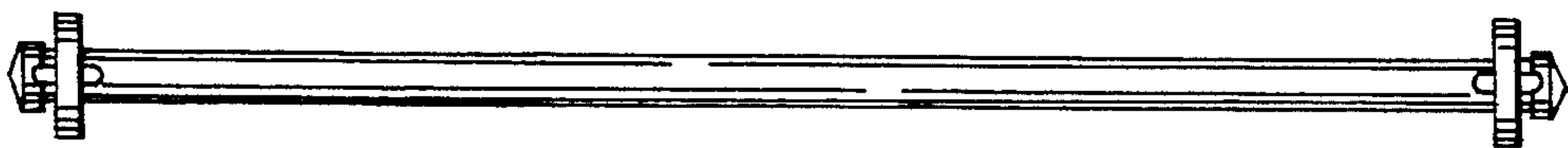


FIG. 4

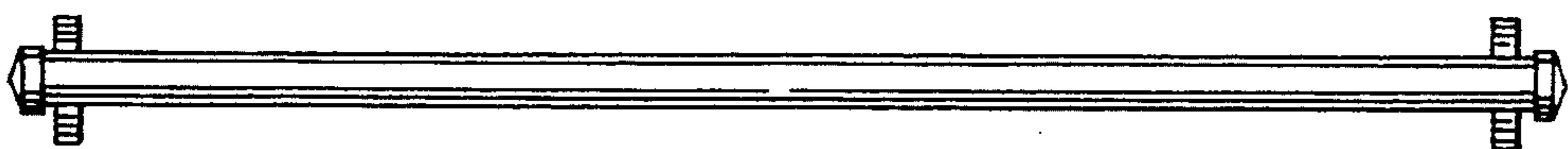


FIG. 5




FIG. 6

