



US00D353291S

# United States Patent [19]

[11] Patent Number: **Des. 353,291**

**Mercer**

[45] Date of Patent: **\*\* Dec. 13, 1994**

[54] **ARTICLE HANGER**

4,671,556 6/1987 Lynas, III ..... 211/125 X  
5,137,158 8/1992 Brockway ..... 211/87

[76] Inventor: **Arthur D. Mercer**, 1219 Briar Creek Rd., Charlotte, N.C. 28205

*Primary Examiner*—Brian N. Vinson  
*Attorney, Agent, or Firm*—Richard C. Litman

[\*\*] Term: **14 Years**

[57] **CLAIM**

[21] Appl. No.: **6,216**

The ornamental design for a article hanger, as shown and described.

[22] Filed: **Mar. 23, 1993**

### DESCRIPTION

[52] U.S. Cl. .... **D6/513; D6/553; D6/567**

[58] **Field of Search** ..... D6/512-514, D6/552-553, 566-567, 569, 572; D8/367, 370, 372, 373; 211/13, 30, 32, 34-35, 59.1, 86-87, 105.1, 106, 113, 123, 181; 248/176, 200, 251, 302, 304, 309.1, 317

FIG. 1 is an environmental perspective elevational view of an article hanger showing my new design; FIG. 2 is a front elevational view thereof; FIG. 3 is a rear elevational view thereof; FIG. 4 is a top view thereof; FIG. 5 is a left side elevational view with the right side being a mirror image thereof; FIG. 6 is a bottom view thereof; FIG. 7 is a front elevational view of an alternative article hanger showing my new design; FIG. 8 is a rear elevational view thereof; FIG. 9 is a top view thereof; FIG. 10 is a left side elevational view with the right side being a mirror image thereof; and, FIG. 11 is a bottom view thereof.

### [56] References Cited

#### U.S. PATENT DOCUMENTS

D. 200,617	3/1965	Smith	.....	D6/566
D. 214,219	5/1969	Swartz	.....	D6/566
D. 294,098	2/1988	Mayo	.....	D6/566
D. 311,293	10/1990	Edwards	.....	D6/571
754,503	3/1904	Rubicam et al.	.....	211/87 X
2,225,104	12/1940	Fader	.....	211/123 X
2,617,537	11/1952	Henley	.....	211/123 X
2,655,268	10/1953	Whaley	.....	211/87
2,678,184	5/1954	Erdody	.....	211/181 X
3,680,819	8/1972	Meland	.....	211/106 X

The broken line showing of the automobile and the articles is for illustrative purposes only and forms no part of the claimed design. The main bar is divided to indicate a varying number of bag holding hooks.

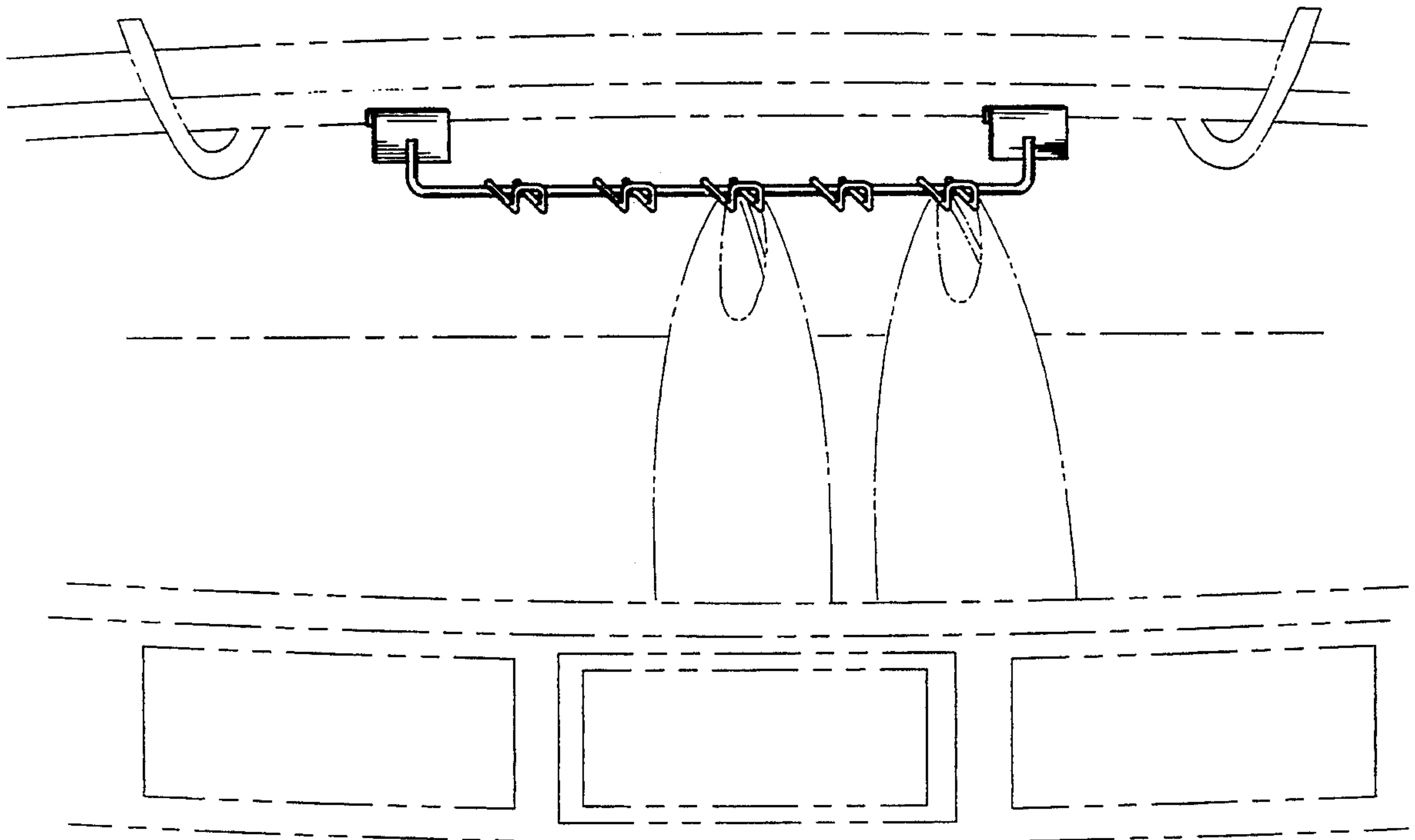


FIG. 1

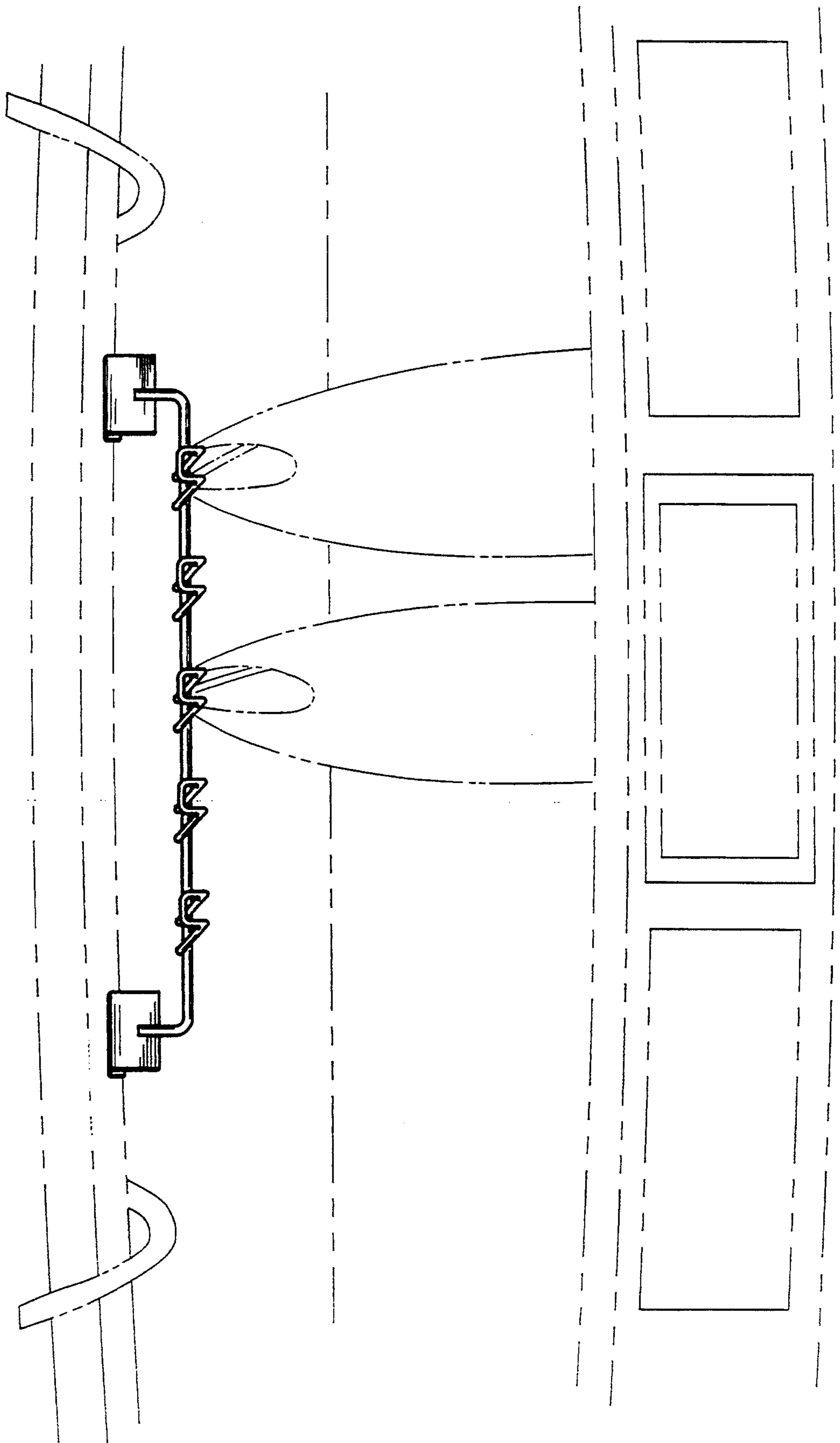


FIG. 2

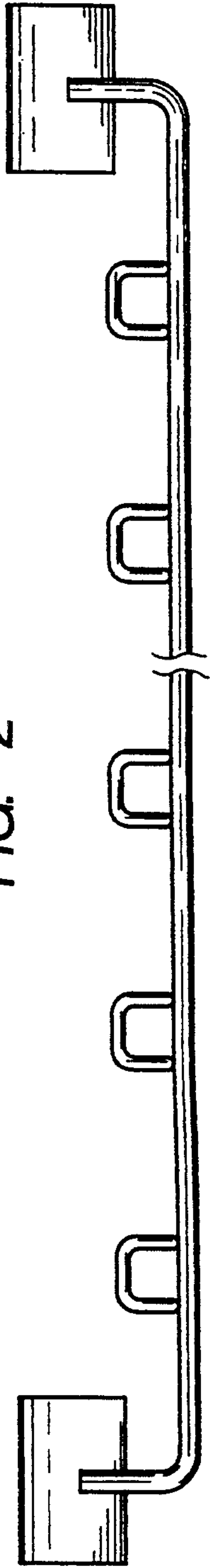


FIG. 3

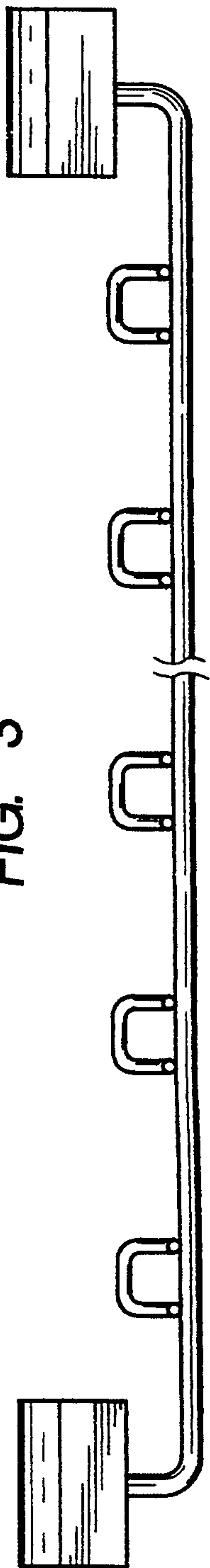


FIG. 4

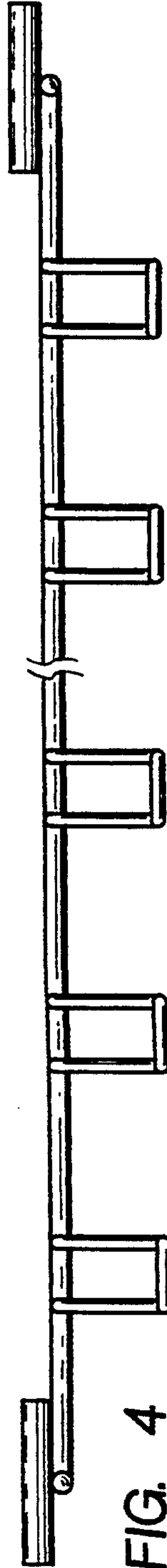


FIG. 5

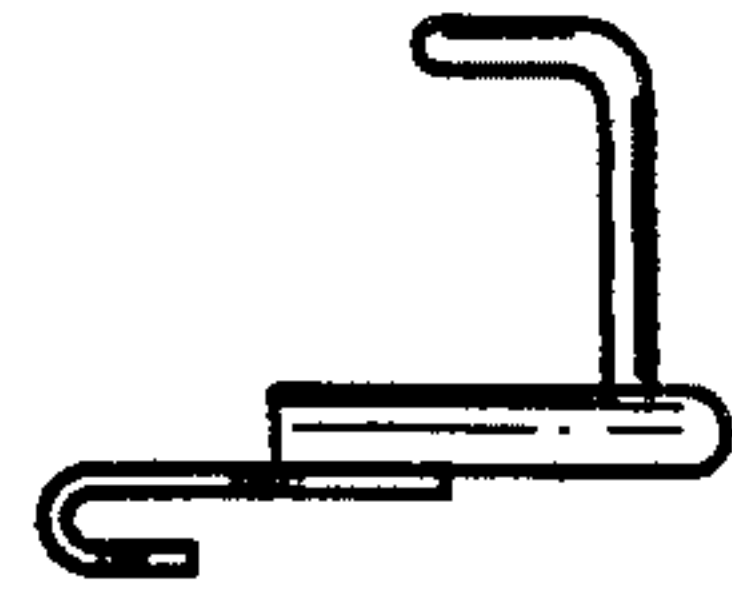


FIG. 6

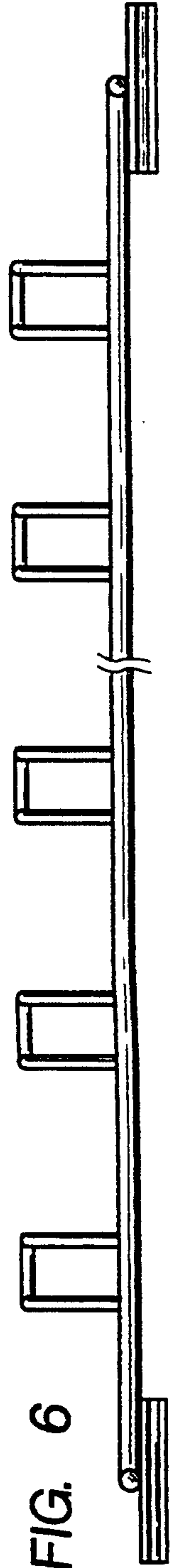


FIG. 7

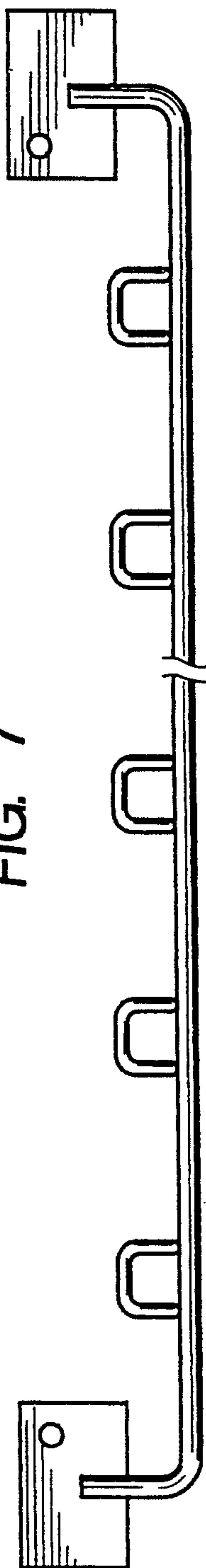


FIG. 8

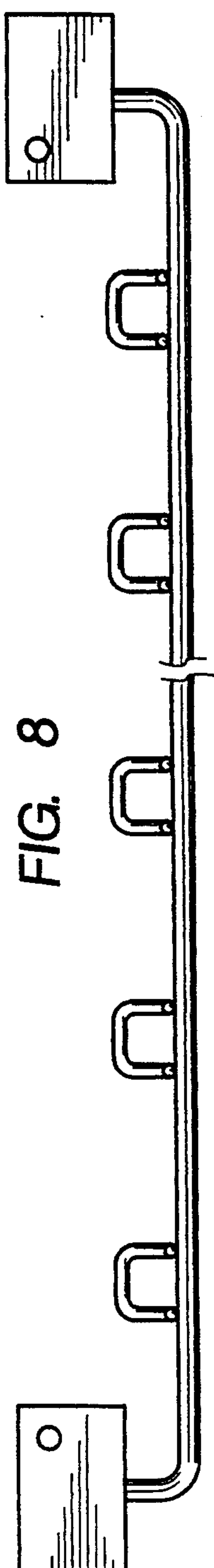


FIG. 10



FIG. 9

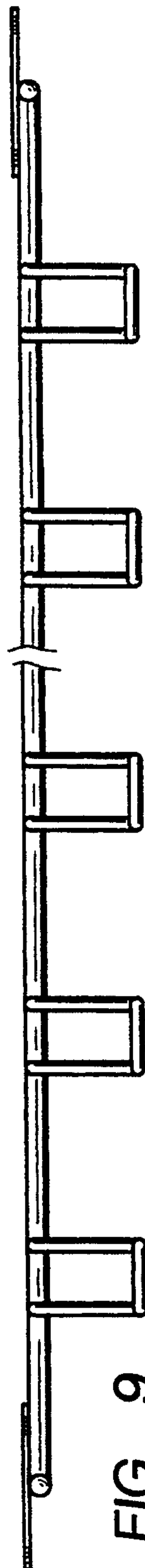


FIG. 11

