



US00D353284S

# United States Patent [19] Greenwald

[11] Patent Number: Des. 353,284

[45] Date of Patent: \*\* Dec. 13, 1994

[54] WATCHSTRAP DISPLAY

4,463,856 8/1984 Strasser ..... 312/125 X  
5,172,815 12/1992 Schock et al. .... 211/163 X

[75] Inventor: David Greenwald, Brooklyn, N.Y.

[73] Assignee: Genal Strap, Inc., Long Island City, N.Y.

[\*\*] Term: 14 Years

[21] Appl. No.: 10,492

[22] Filed: Jul. 12, 1993

[52] U.S. Cl. .... D6/457; D6/461; D6/470

[58] Field of Search ..... D6/455, 457-461, D6/407, 408, 470-472, 466-468, 436-438; 211/13, 163; 312/125, 135, 225, 227, 138.1, 305; 206/6.1, 566

[56] References Cited

### U.S. PATENT DOCUMENTS

D. 213,343	2/1969	Stulman	.....	D6/407
D. 270,219	8/1983	Elias	.	
D. 323,931	2/1992	Haynes	.....	D6/470 X
D. 331,844	12/1992	Rover et al.	.....	D6/457
D. 335,785	5/1993	Winter et al.	.....	D6/455 X
D. 338,354	8/1993	Dy-Liacco et al.	.....	D6/470 X
4,322,007	3/1982	Feibelman	.....	211/13 X

### OTHER PUBLICATIONS

Jewelers' Circular-Keystone, Nov. 1985, p. 159, bottom left, Stylecraft Cabinet "C-53".

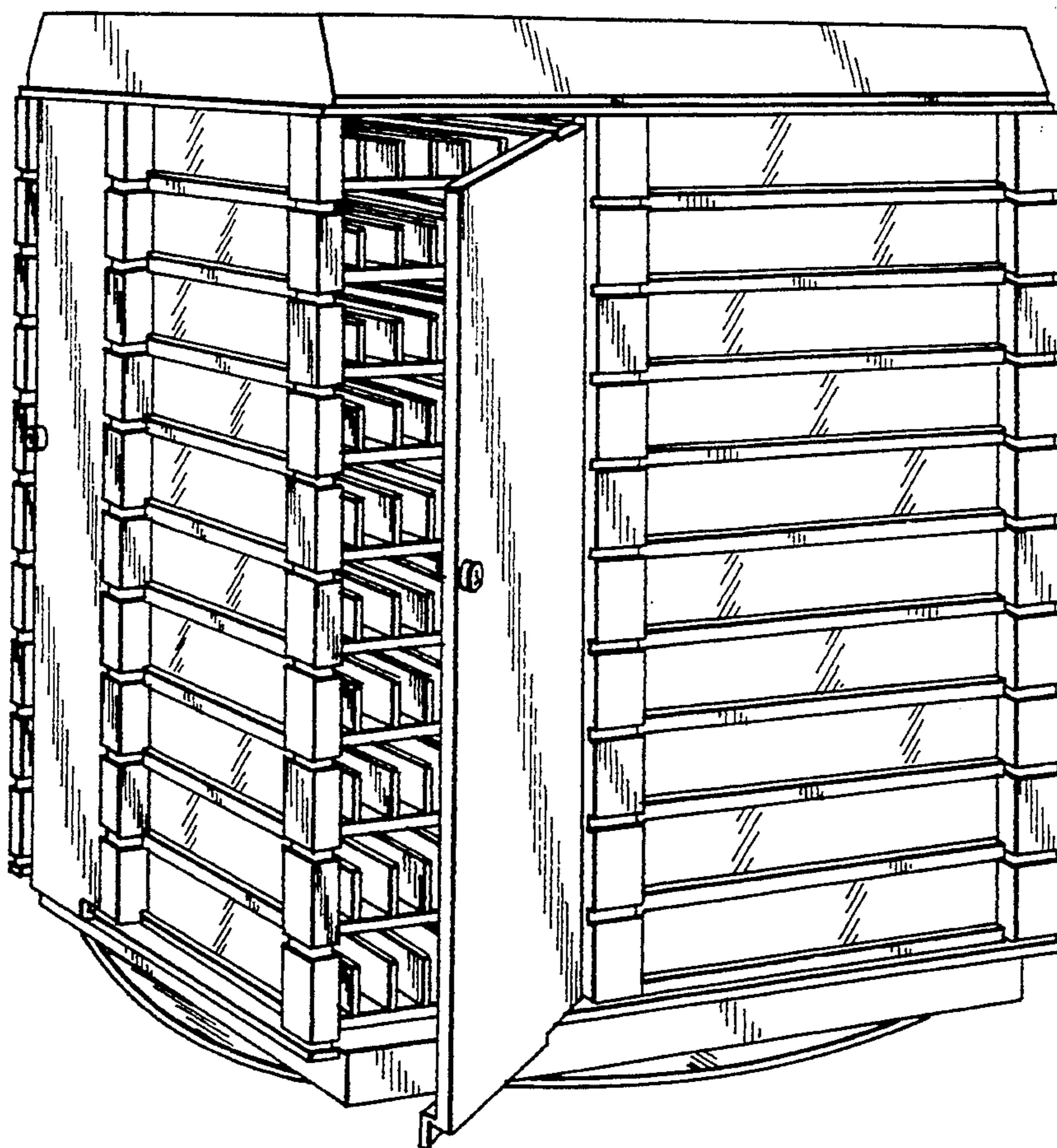
Primary Examiner—Alan P. Douglas  
Assistant Examiner—Jeffrey Asch  
Attorney, Agent, or Firm—James & Franklin

### [57] CLAIM

The ornamental design for a watchstrap display, as shown and described.

### DESCRIPTION

FIG. 1 is a front and side perspective view of a watchstrap display showing my new design with one of the doors in an open position;  
FIG. 2 is a plan view of the back;  
FIG. 3 is a plan view showing the side not visible in FIG. 1;  
FIG. 4 is a top view;  
FIG. 5 is a bottom view; and,  
FIG. 6 is a front and side perspective view of a second embodiment of that shown in FIG. 1, the rear and opposite side being a mirror image thereof.






FIG. 1

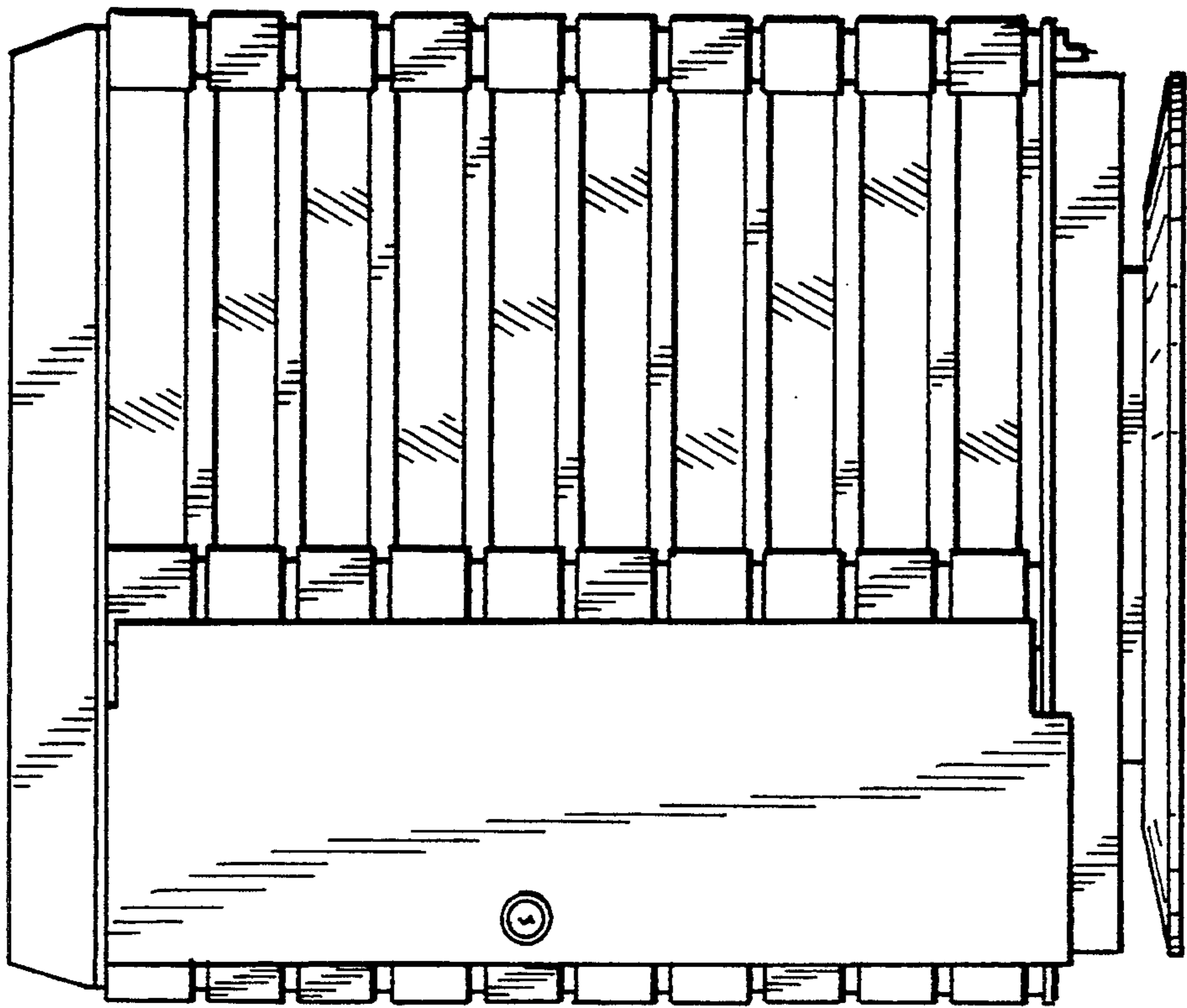


FIG. 3

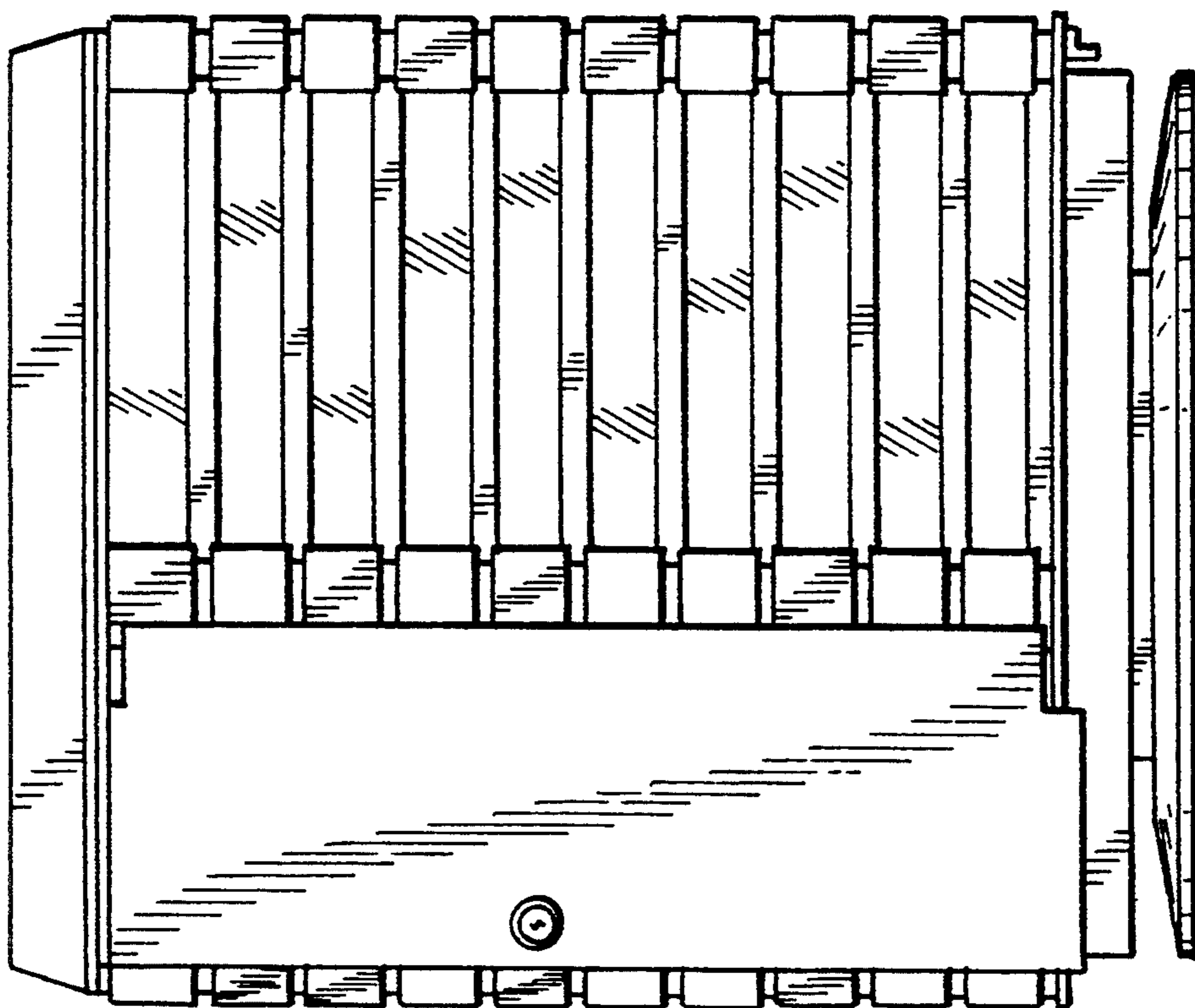
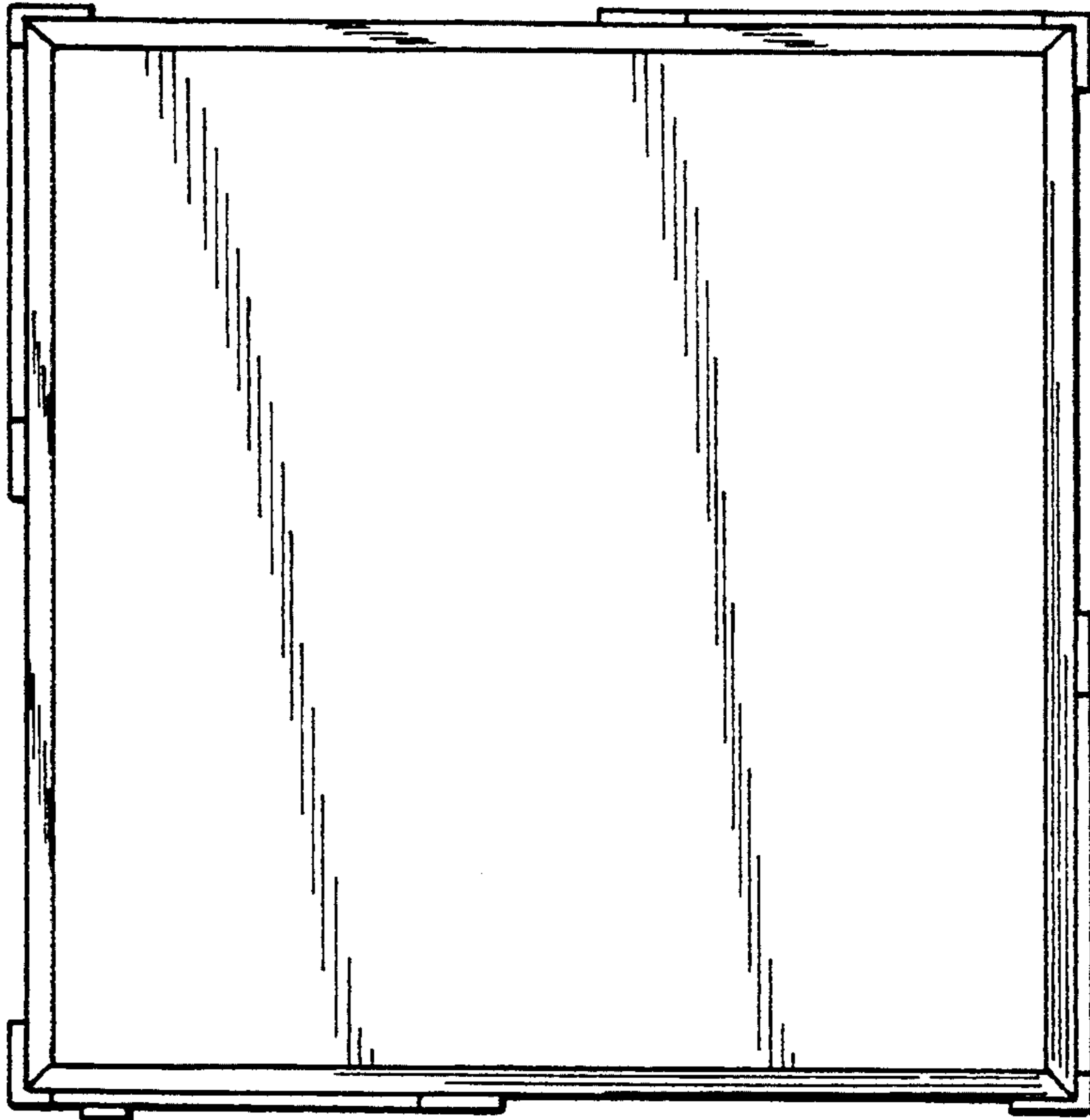
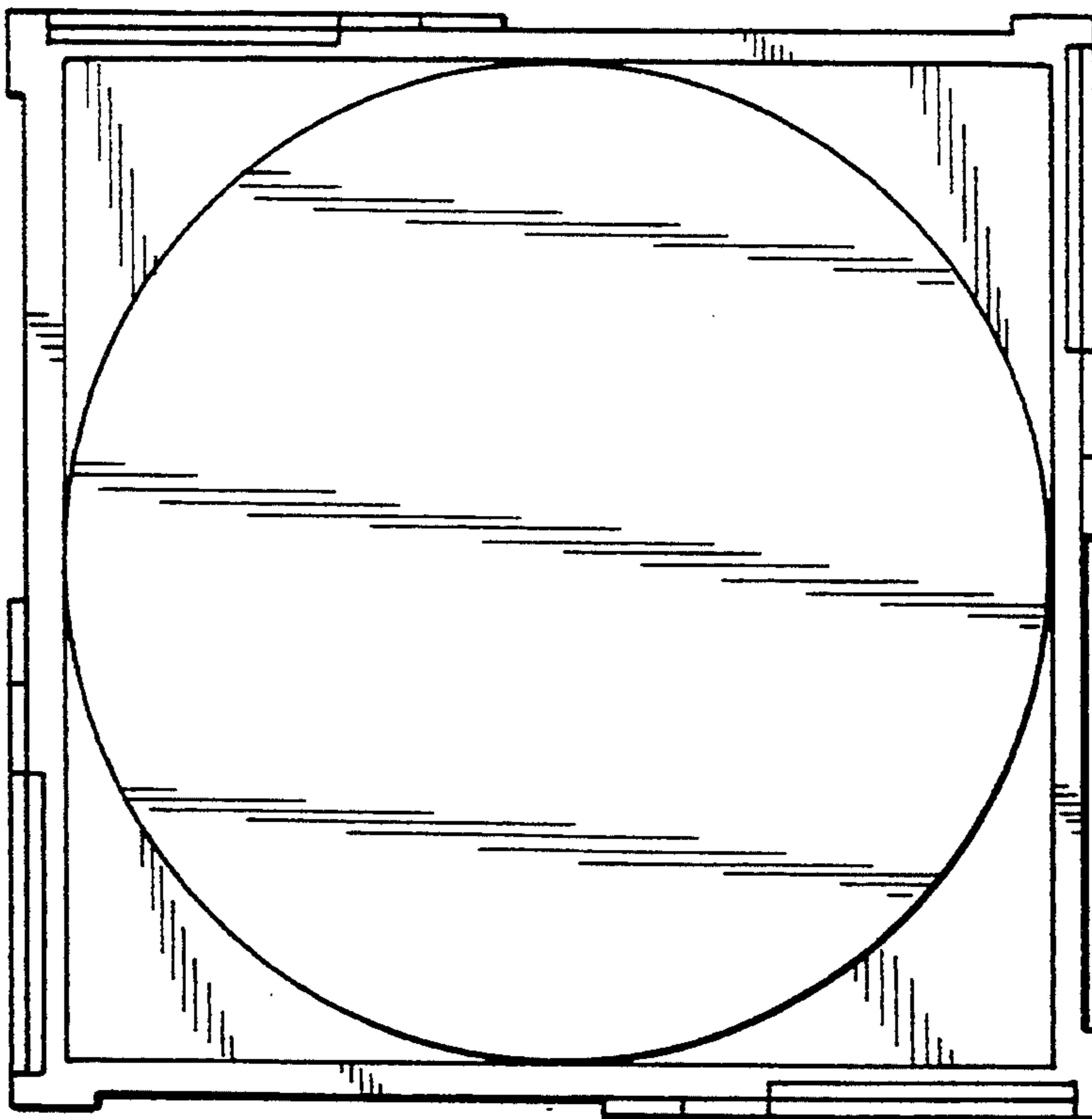


FIG. 2



**FIG. 4**



**FIG. 5**




FIG. 6