



US00D353259S

# United States Patent [19]

[11] Patent Number: **Des. 353,259**

Schroer, Jr.

[45] Date of Patent: **\*\* Dec. 13, 1994**

[54] **HIGH HEEL ARCH SUPPORT**

[75] Inventor: **Charles F. Schroer, Jr.**, Bartlett, Tenn.

[73] Assignee: **Schering-Plough/Healthcare Products, Inc.**, Memphis, Tenn.

[\*\*] Term: **14 Years**

[21] Appl. No.: **5,505**

[22] Filed: **Mar. 5, 1993**

[52] U.S. Cl. .... **D2/961**

[58] Field of Search ..... **D2/961; 36/43, 44, 141, 36/147, 153, 180, 181**

07085, cover page & 2 pages without numbers (published before Mar. 5, 1993).

Healthtech Division Catalog, Pal Health Technologies, Inc. Il., pp. 1-3 & 5 (published before Mar. 5, 1993).

Packaging and photocopy of Dr. Scholl's Hidden Comfort® Half Insoles, Memphis, Tenn., 38151 #1988.

Schering-Plough FootCare Product Catalog; Schering-Plough HealthCare Products, Inc., Memphis, Tenn., 15 pages ©1991.

*Primary Examiner*—Louis S. Zarfes

*Attorney, Agent, or Firm*—Joseph T. Majka; Robert A. Franks; Eric S. Dicker

[56] **References Cited**

**U.S. PATENT DOCUMENTS**

2,050,210 8/1936 Griffin ..... D2/961 X  
4,442,612 4/1984 Hauser ..... 36/43

**OTHER PUBLICATIONS**

Catalog from Apex Foot Health Industries, Inc. S. Hackensack N.J., pp. 1, 27, 30, 34, 40-44 & 46-47 (published before Mar. 5, 1993).

Catalog from Surgical Supply Service, Philadelphia, Pa. pp. 1, 115, 119, 122, 125 & 126 (published before Mar. 5, 1993).

Pedifix Luxury Footwear Catalog, Footsply, Inc., Armonk, N.Y. 10504, 32 pages (published before Mar. 5, 1993).

Berkemann Foot Ankle Catalog, 4 Columbus, Ave. Mt. Kisco, N.Y. 10549, pp. 3 & 13-17 (published before Mar. 5, 1993).

Stein's Foot Specialties 2235 8 Morris Ave., Union, N.J.

[57] **CLAIM**

The ornamental design for a high heel arch support, as shown and described.

**DESCRIPTION**

FIG. 1 is a top perspective view of the high heel arch support showing my new design;

FIG. 2 is a bottom perspective view thereof;

FIG. 3 is a top plan view thereof;

FIG. 4 is a bottom plan view thereof;

FIG. 5 is a right side elevational view thereof;

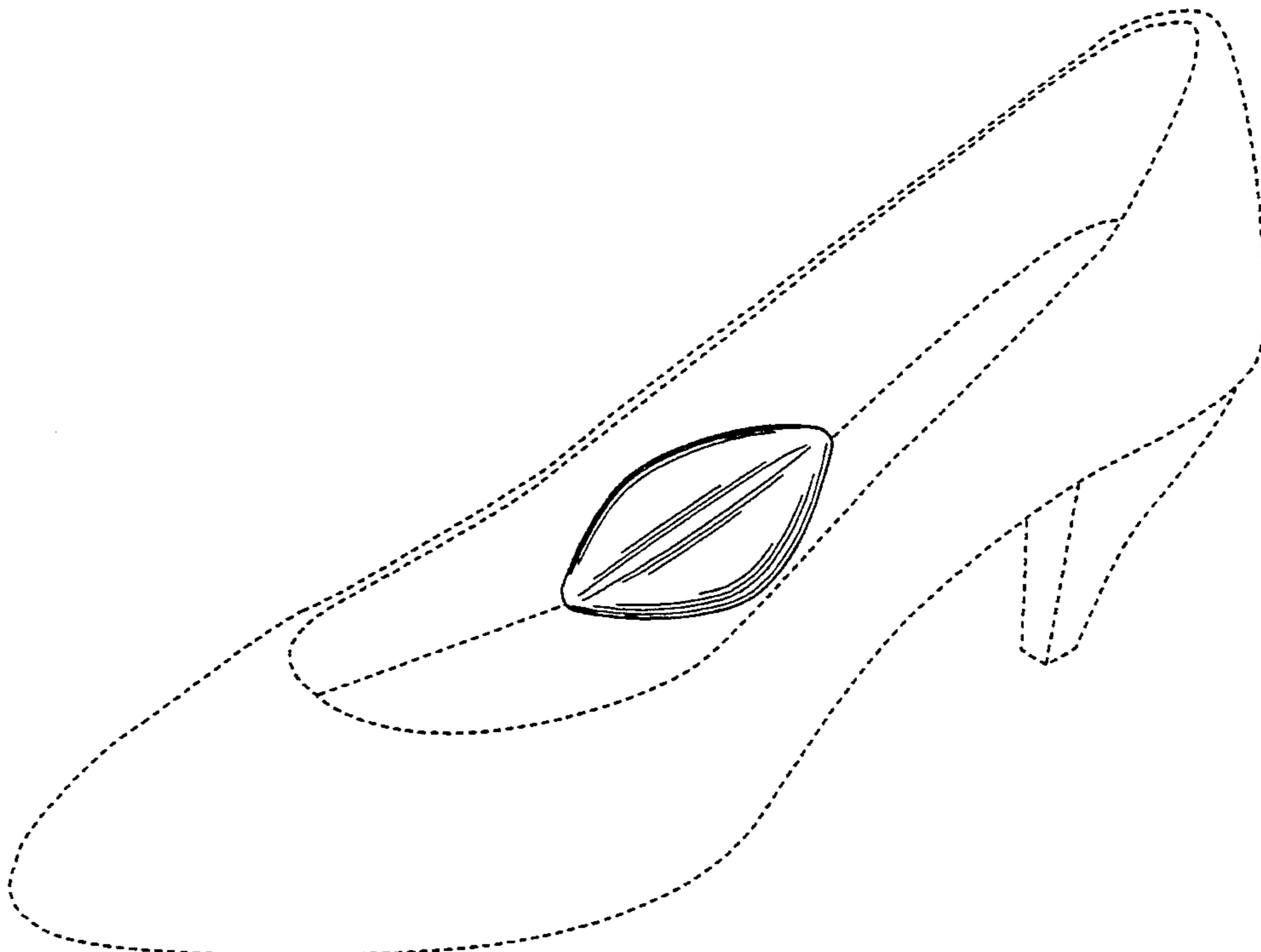
FIG. 6 is a left side elevational view thereof;

FIG. 7 is a front elevational view thereof;

FIG. 8 is a rear elevational view thereof; and,

FIG. 9 is a top perspective view of the high heel arch support in a woman's high heel shoe.

The broken line showing of a woman's high heel shoe in FIG. 9 is for illustrative purposes only and forms no part of the claimed design.






FIG. 1

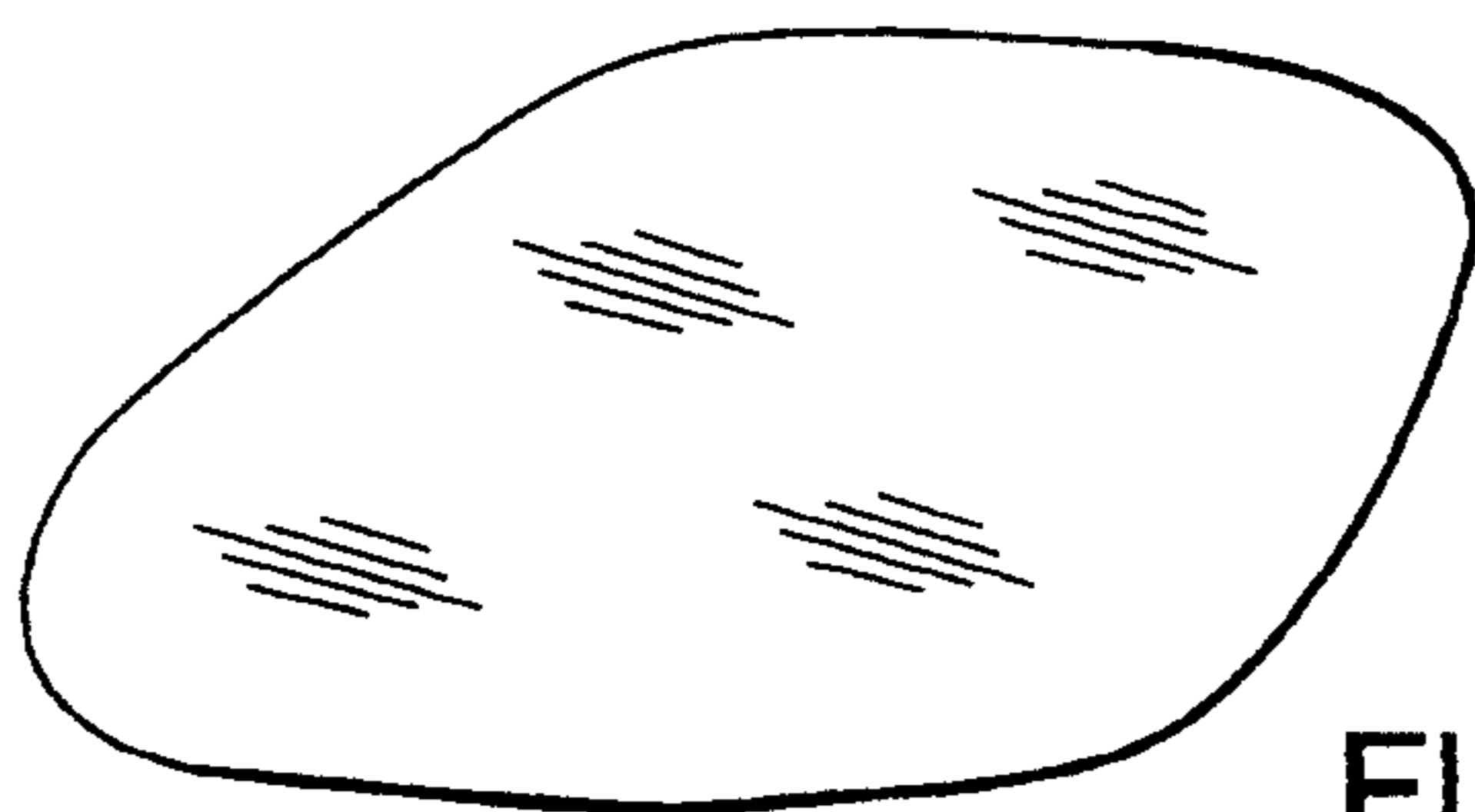


FIG. 2

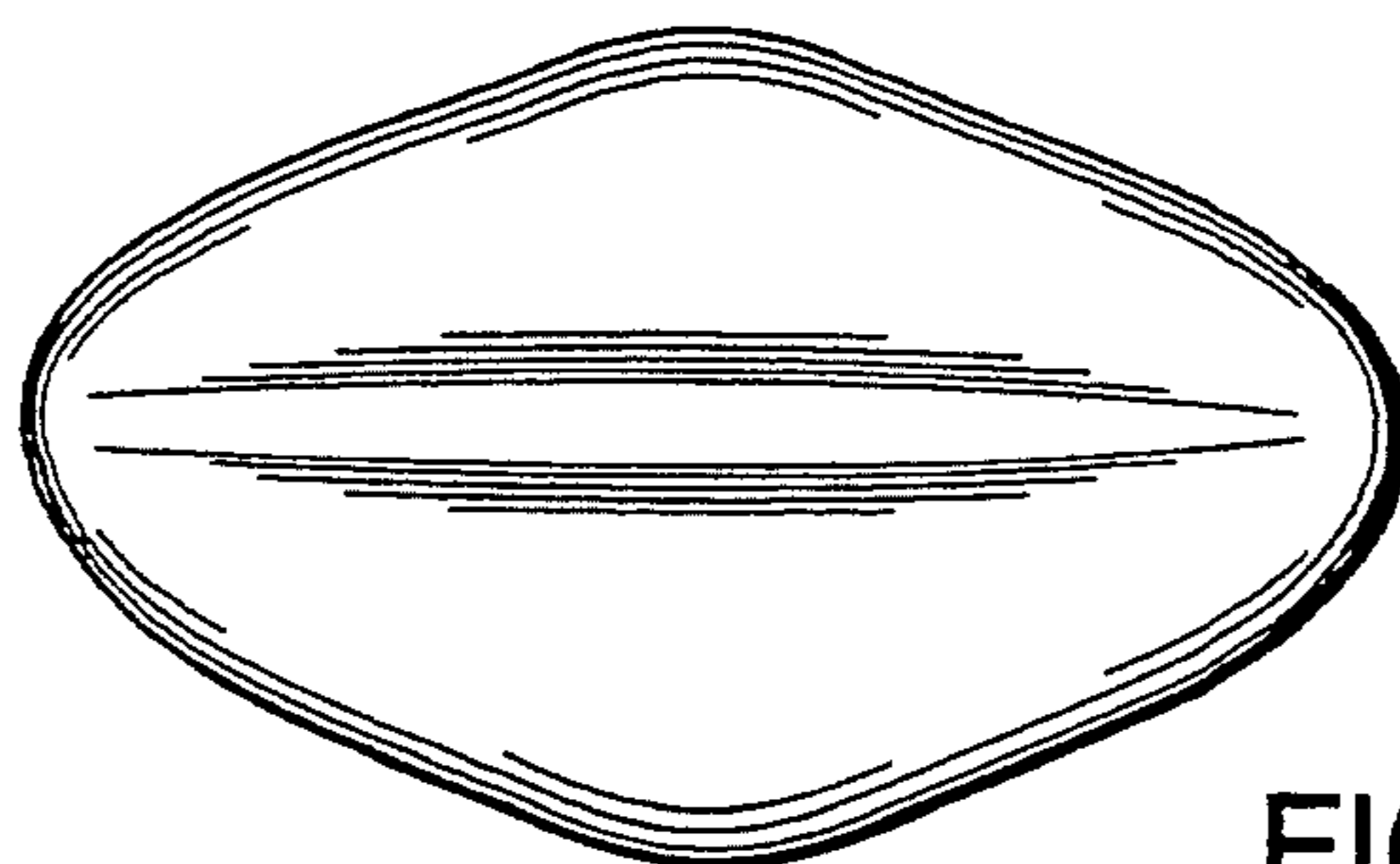


FIG. 3

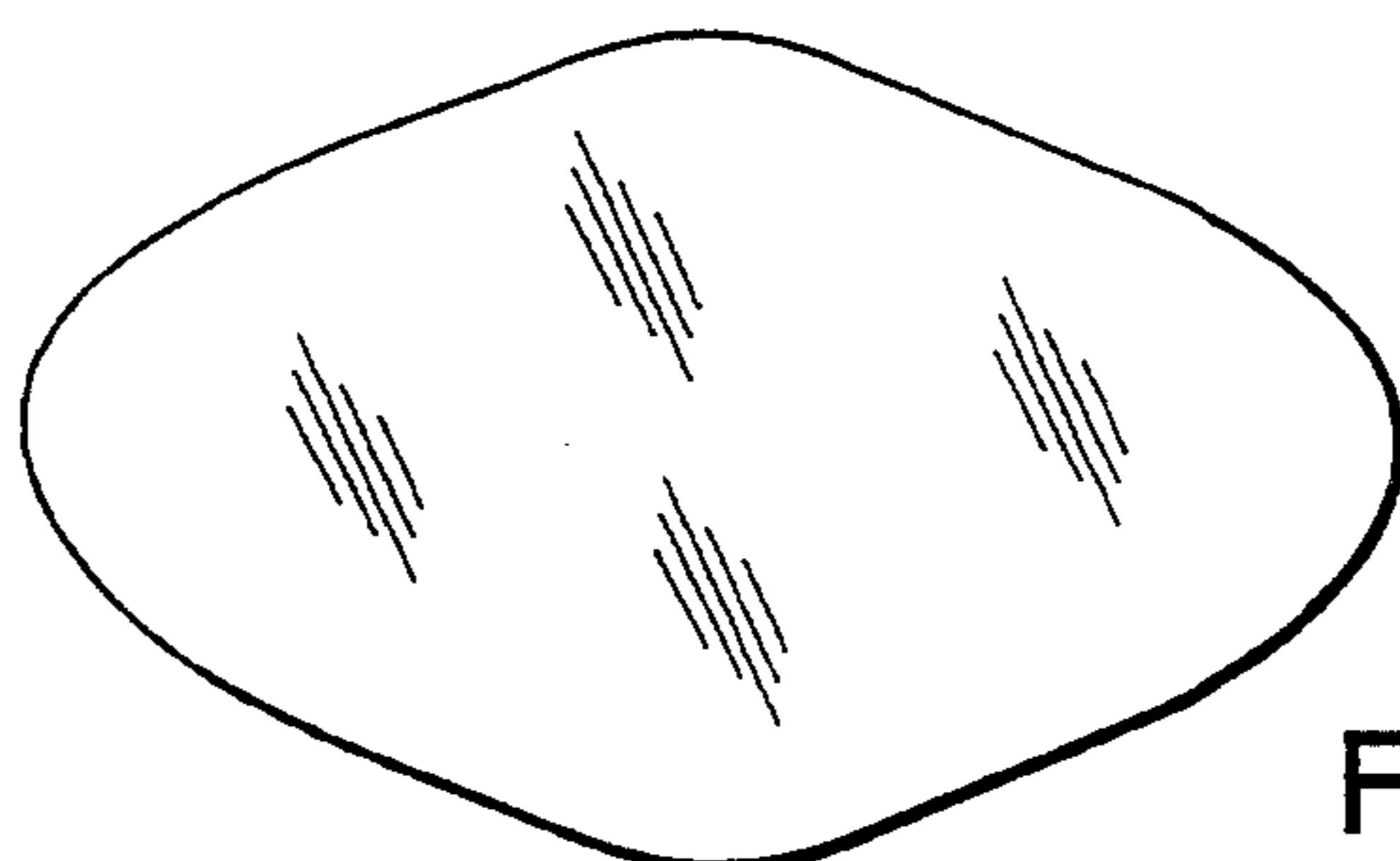


FIG. 4



FIG. 5



FIG. 6



FIG. 7



FIG. 8

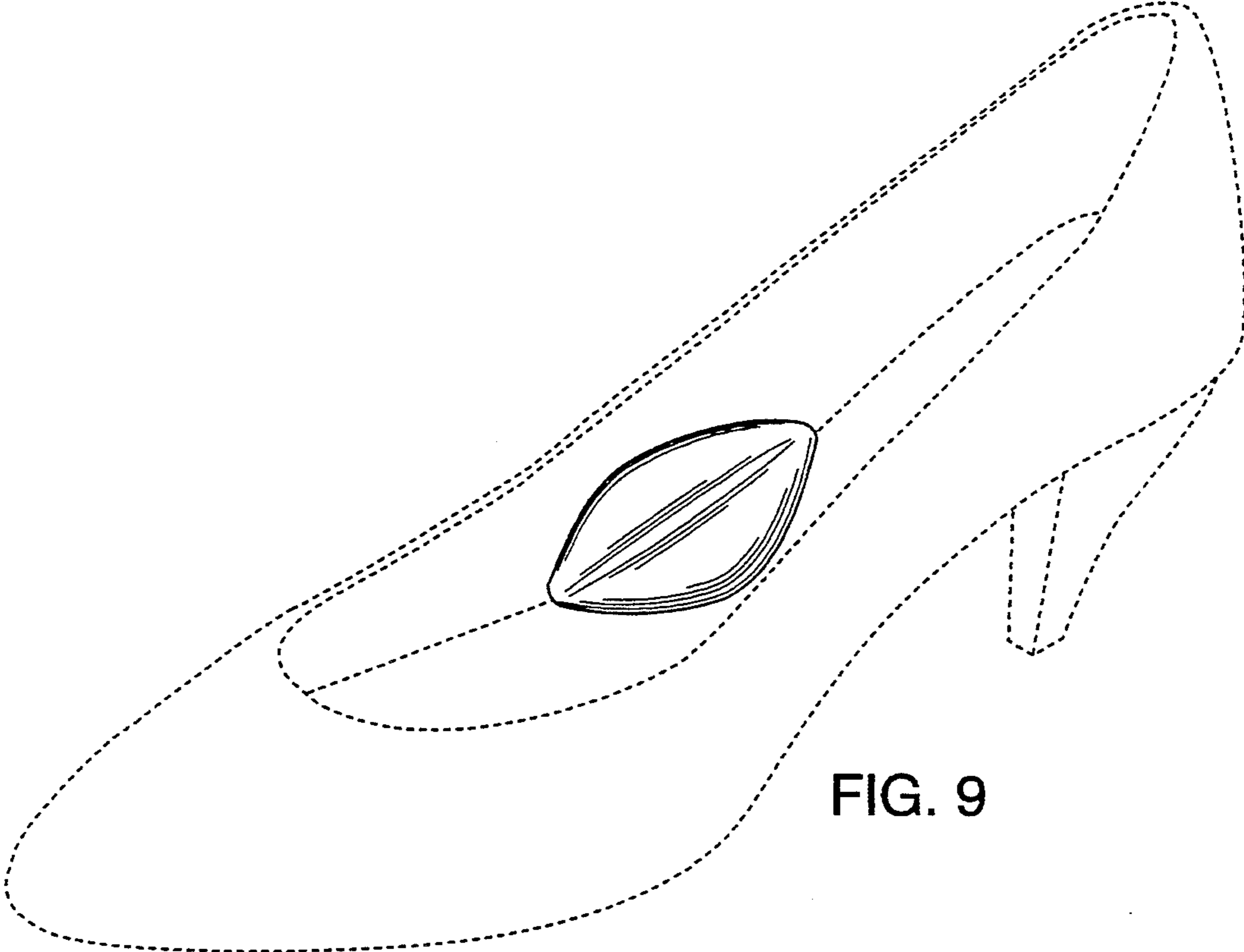


FIG. 9