



US00D353257S

United States Patent [19]

[11] Patent Number: **Des. 353,257**

Kayano

[45] Date of Patent: **** Dec. 13, 1994**

[54] **SHOE SOLE**

D. 339,455 9/1993 Furukawa D2/960 X

[75] Inventor: **Toshikazu Kayano, Hyogo, Japan**

FOREIGN PATENT DOCUMENTS

[73] Assignee: **Asics Corporation, Hyogo, Japan**

631630 5/1983 Japan .

[**] Term: **14 Years**

Primary Examiner—Louis S. Zarfaz
Attorney, Agent, or Firm—Nixon & Vanderhye

[21] Appl. No.: **9,892**

[57] CLAIM

[22] Filed: **Jun. 25, 1993**

The ornamental design for a shoe sole, as shown and described.

[30] Foreign Application Priority Data

Dec. 28, 1992 [JP] Japan 4-38606

[52] U.S. Cl. **D2/953; D2/959; D2/960**

[58] Field of Search **D2/896-897, D2/947, 948, 951-953, 957, 959, 960; 36/25 R, 30 R, 32 R, 59 R, 59 C, 83, 84, 89, 102-107, 112-114, 132, 136**

DESCRIPTION

FIG. 1 is an illustrative view in a position of use. The broken line showing of the shoe in FIG. 1 is for illustrative purposes only and forms no part of the claimed design;

[56] References Cited

U.S. PATENT DOCUMENTS

D. 86,026 1/1932 Hopwood D2/952
D. 321,976 12/1991 Kiyosawa D2/953

FIG. 2 is a left side elevational view thereof;
FIG. 3 is a front elevational view thereof;
FIG. 4 is a right side elevational view thereof;
FIG. 5 is a rear elevational view thereof;
FIG. 6 is a top plan view thereof;
FIG. 7 is a bottom plan view thereof; and,
FIG. 8 is a perspective view thereof.




Fig. 1




Fig. 2

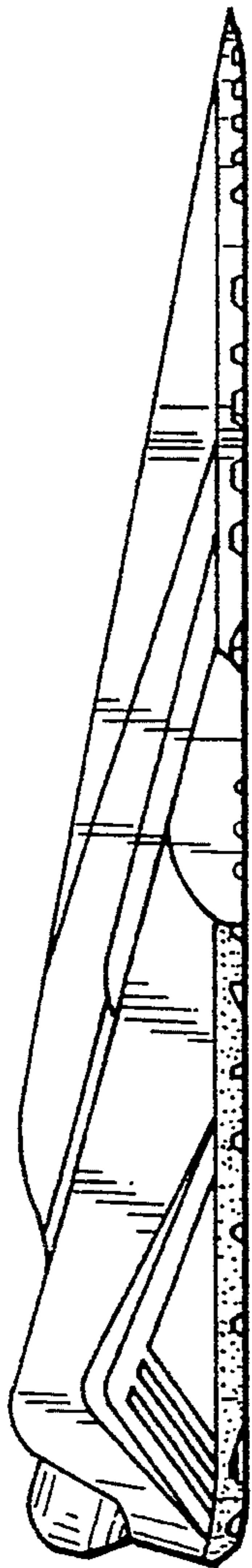


Fig. 3




Fig. 4

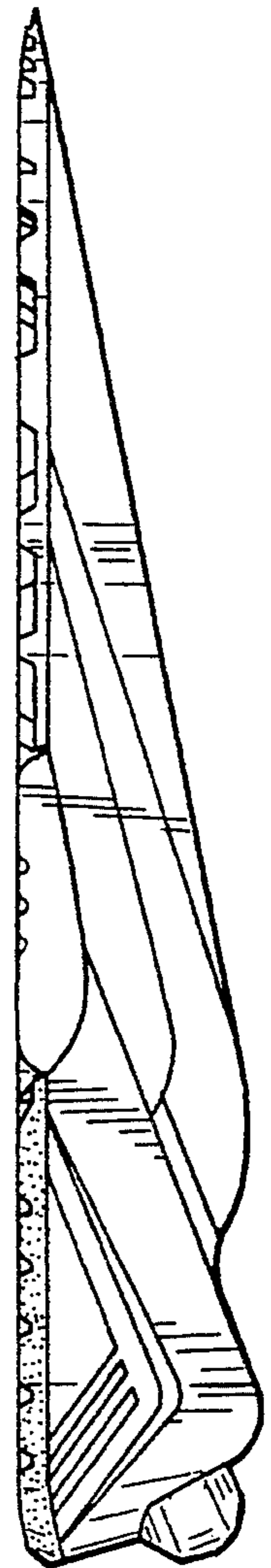


Fig. 5

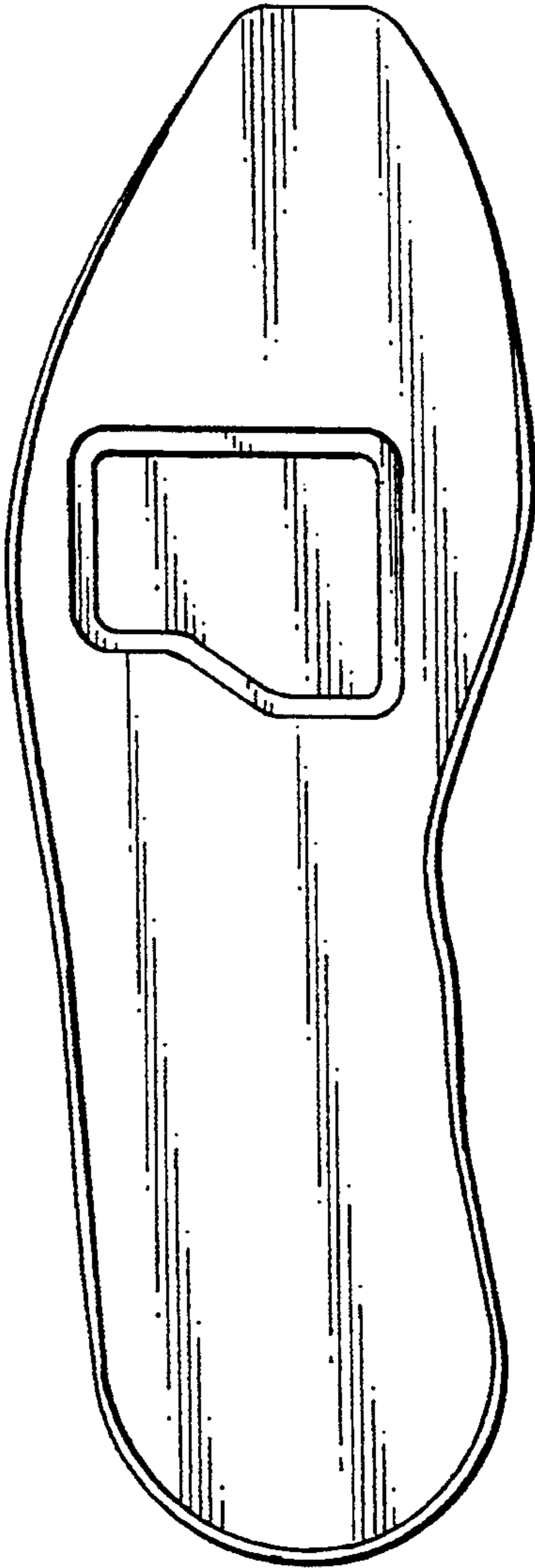


Fig. 6




Fig. 7

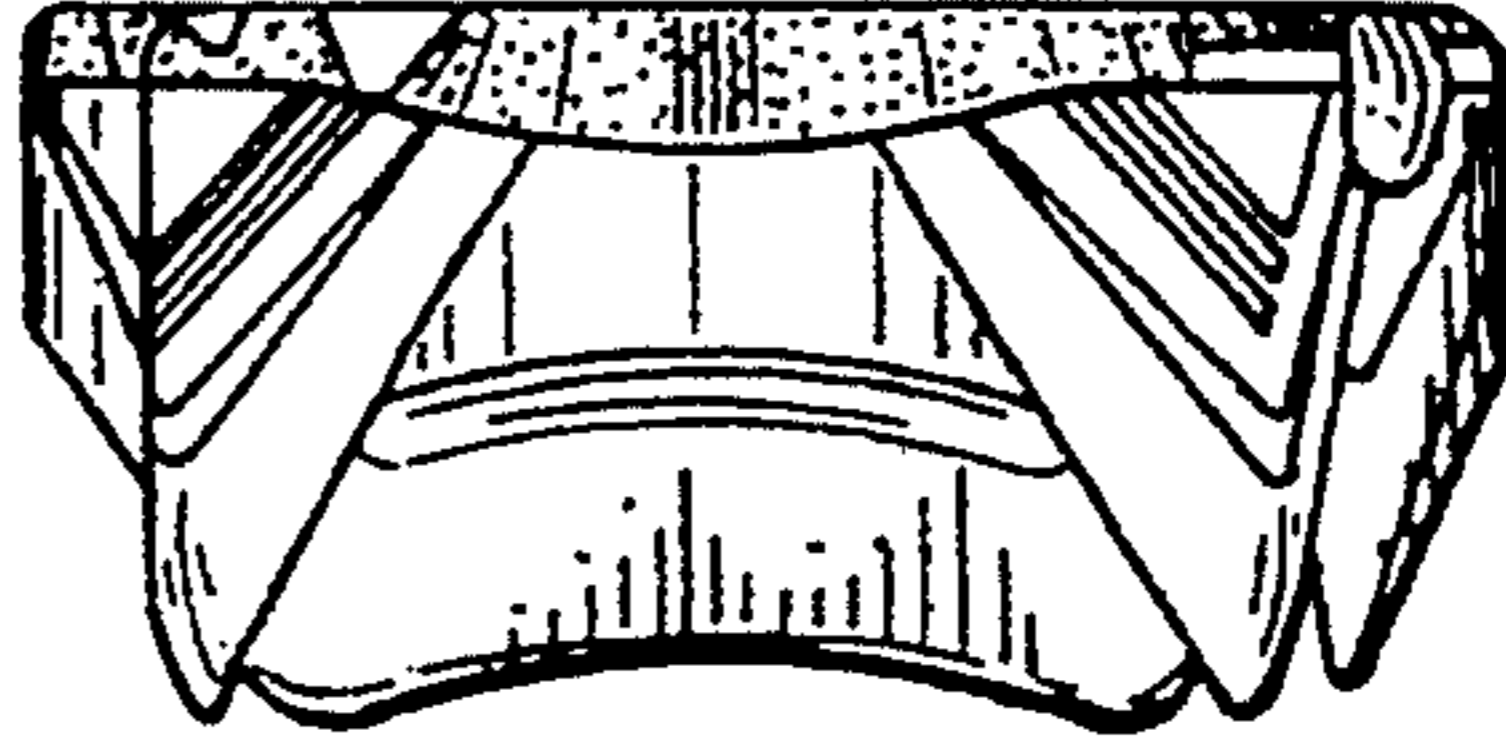


Fig. 8

