



US00D353254S

United States Patent [19]

[11] Patent Number: Des. 353,254

Welch

[45] Date of Patent: ** Dec. 13, 1994

[54] COMBINATION JACKET AND TROUSERS FOR A HUNTER

[76] Inventor: Charles R. Welch, 6645 Bates Pike, Old Fort, Tenn. 37362

[**] Term: 14 Years

[21] Appl. No.: 5,049

[22] Filed: Feb. 22, 1993

[52] U.S. Cl. D2/743; D2/739; D2/742; D2/828; D2/830; D2/831

[58] Field of Search D2/831, 712, 713, 714, D2/715, 716, 718, 742, 743, 744, 745, 746, 747, 828, 830; 2/75, 79, 80, 83, 114, 227, 229, 231, 242

[56] References Cited

U.S. PATENT DOCUMENTS

D. 130,166	10/1941	Bauer	D2/742
243,498	6/1881	Brown	2/401
557,563	4/1896	Dunning	2/401
1,831,930	11/1931	Speh	2/401
2,318,199	5/1943	Clements	D2/712
2,715,226	8/1955	Weiner	D2/744
2,921,457	1/1960	Evans	D2/715
4,023,223	5/1977	Anderson et al.	2/79

4,384,369	5/1983	Prince	2/79
4,601,066	7/1986	Campbell	2/79
4,608,716	8/1986	Brumfield	2/79
4,613,991	9/1986	Grover	2/227
4,667,334	5/1987	Cooper, III	2/79
5,050,244	9/1991	Kleinman	2/227

Primary Examiner—A. Hugo Word
Assistant Examiner—Celia A. Murphy
Attorney, Agent, or Firm—Hugh E. Smith

[57] CLAIM

The ornamental design for a combination jacket and trousers for a hunter, as shown and described.

DESCRIPTION

FIG. 1 is a front elevational view of a combination jacket and trousers for a hunter showing my new design; FIG. 2 is a rear elevational view thereof; FIG. 3 is a left side elevational view thereof; FIG. 4 is a right side elevational view thereof; FIG. 5 is a top plan view thereof; and FIG. 6 is a bottom plan view thereof, the lower tabs shown wrapped around the ankles; and, FIG. 7 is an isometric view thereof. The broken lines shown in FIGS. 1, 3, and 4 are understood to represent conventional stitching.

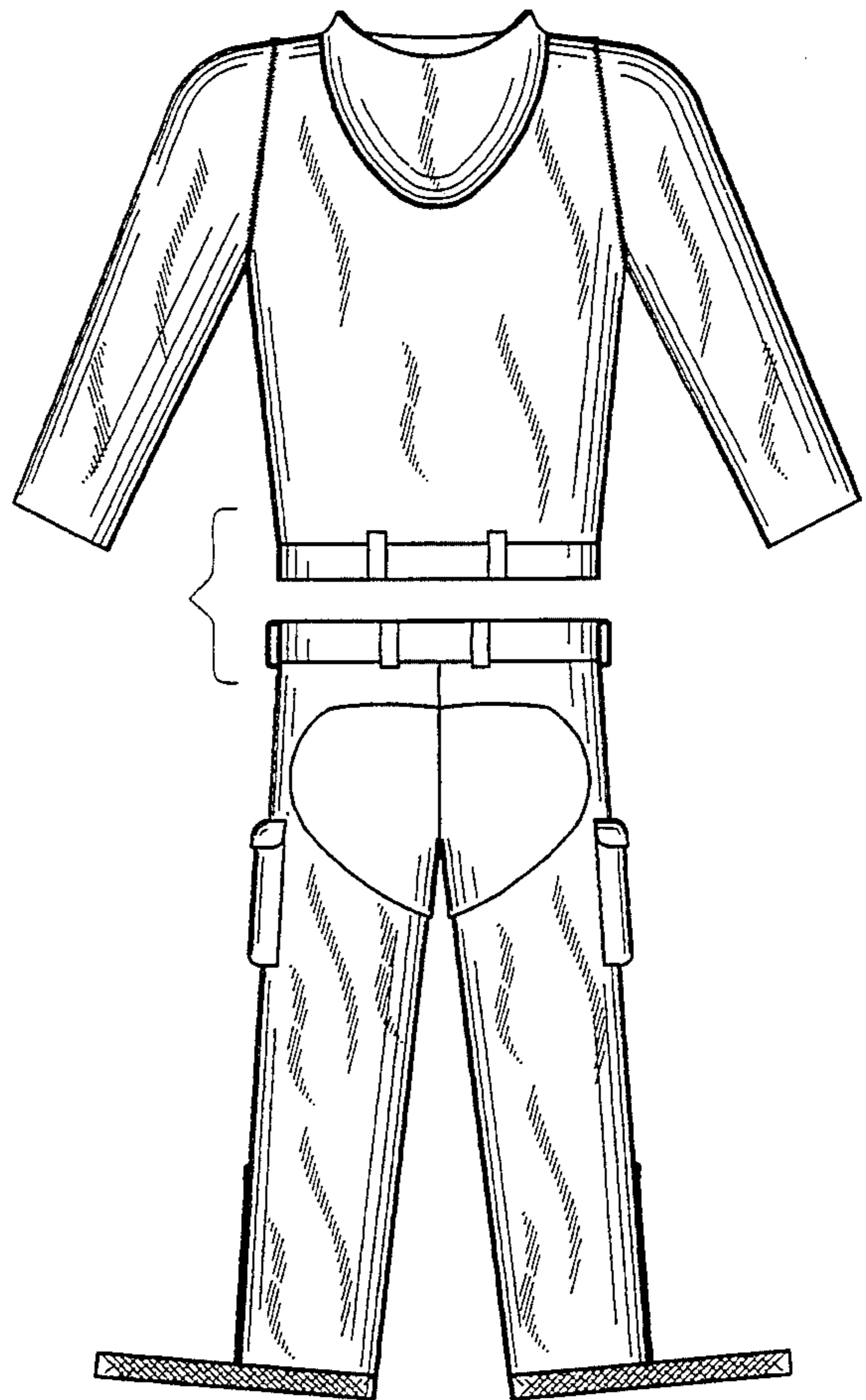
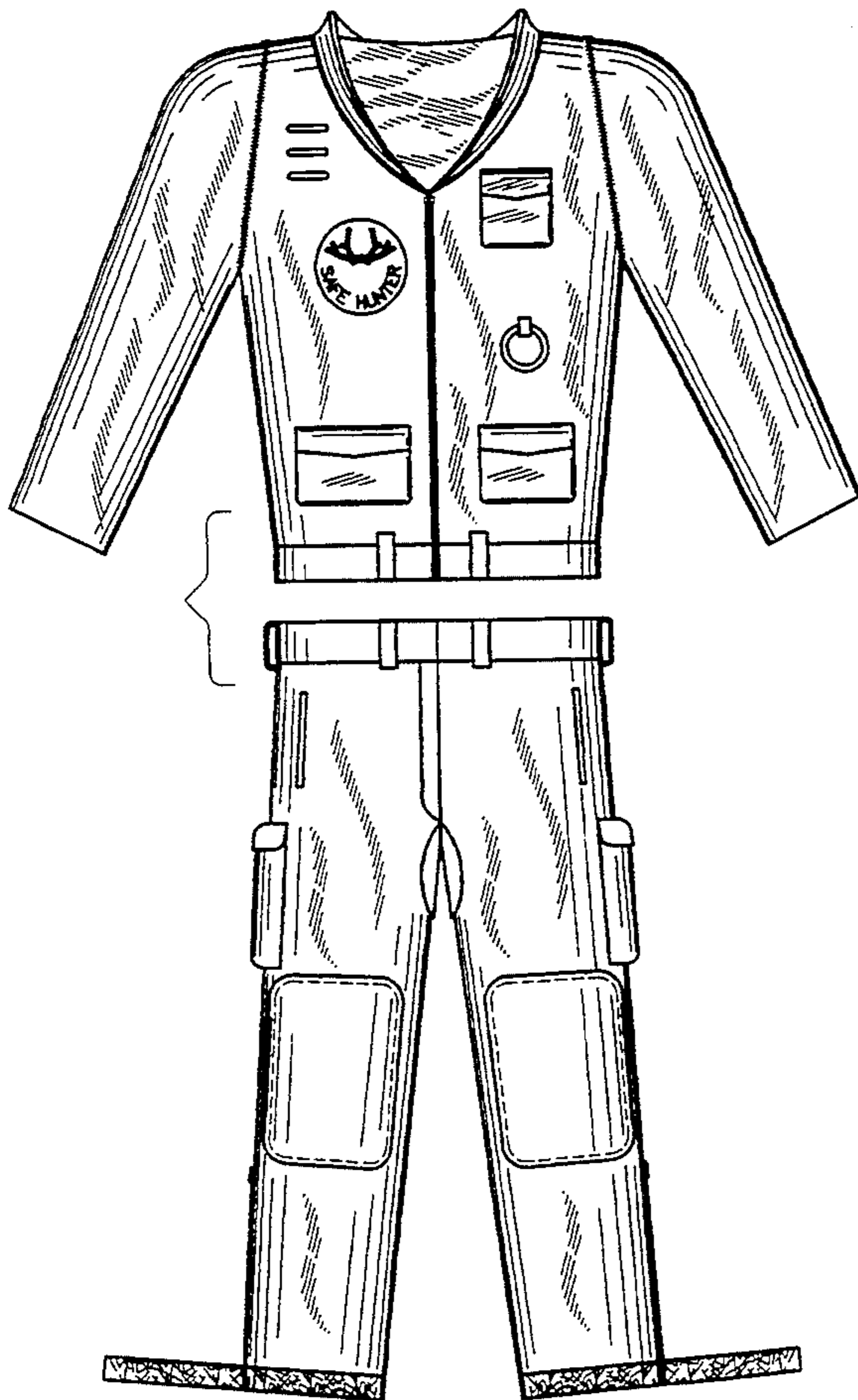


FIG. 1

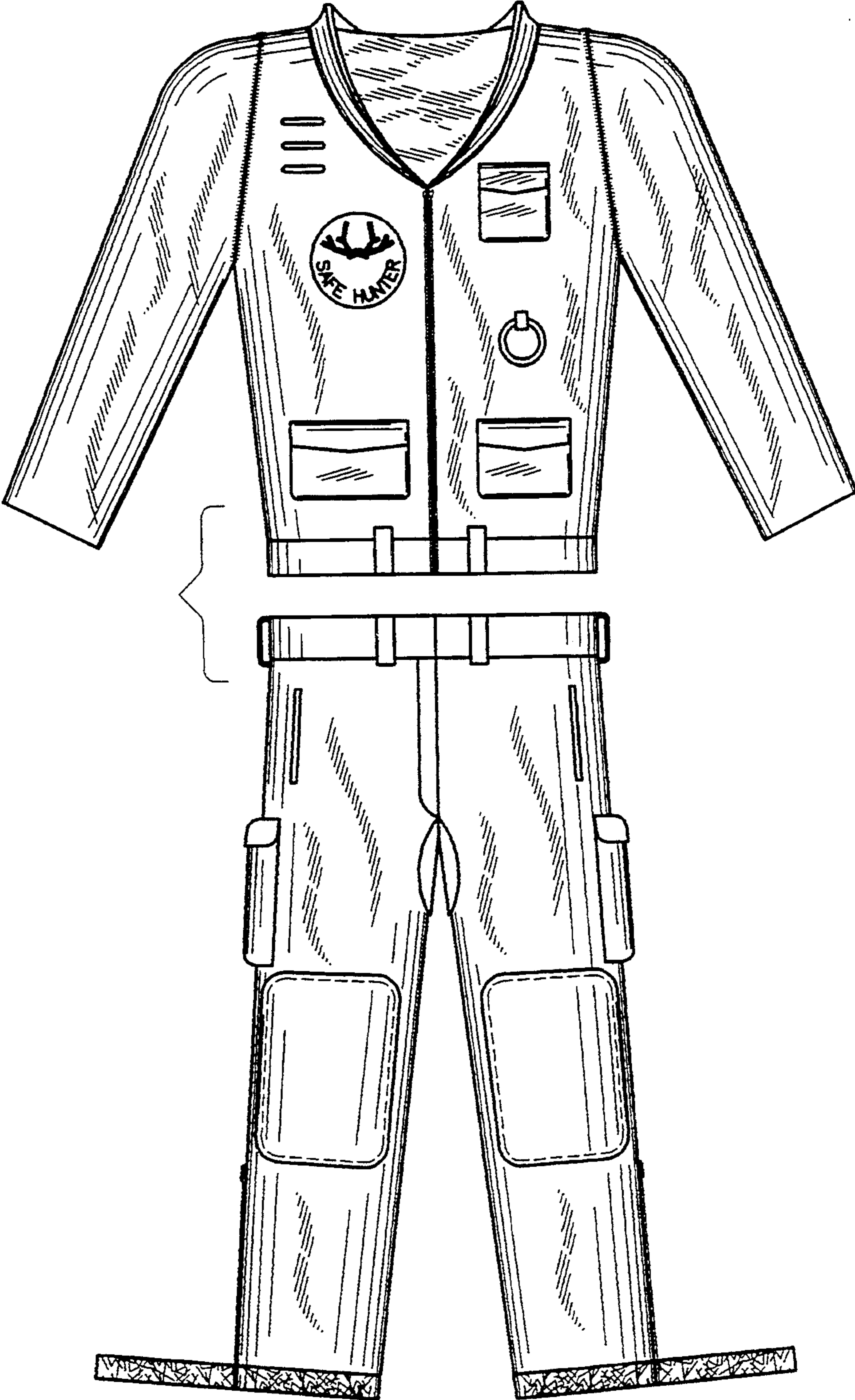


FIG. 2

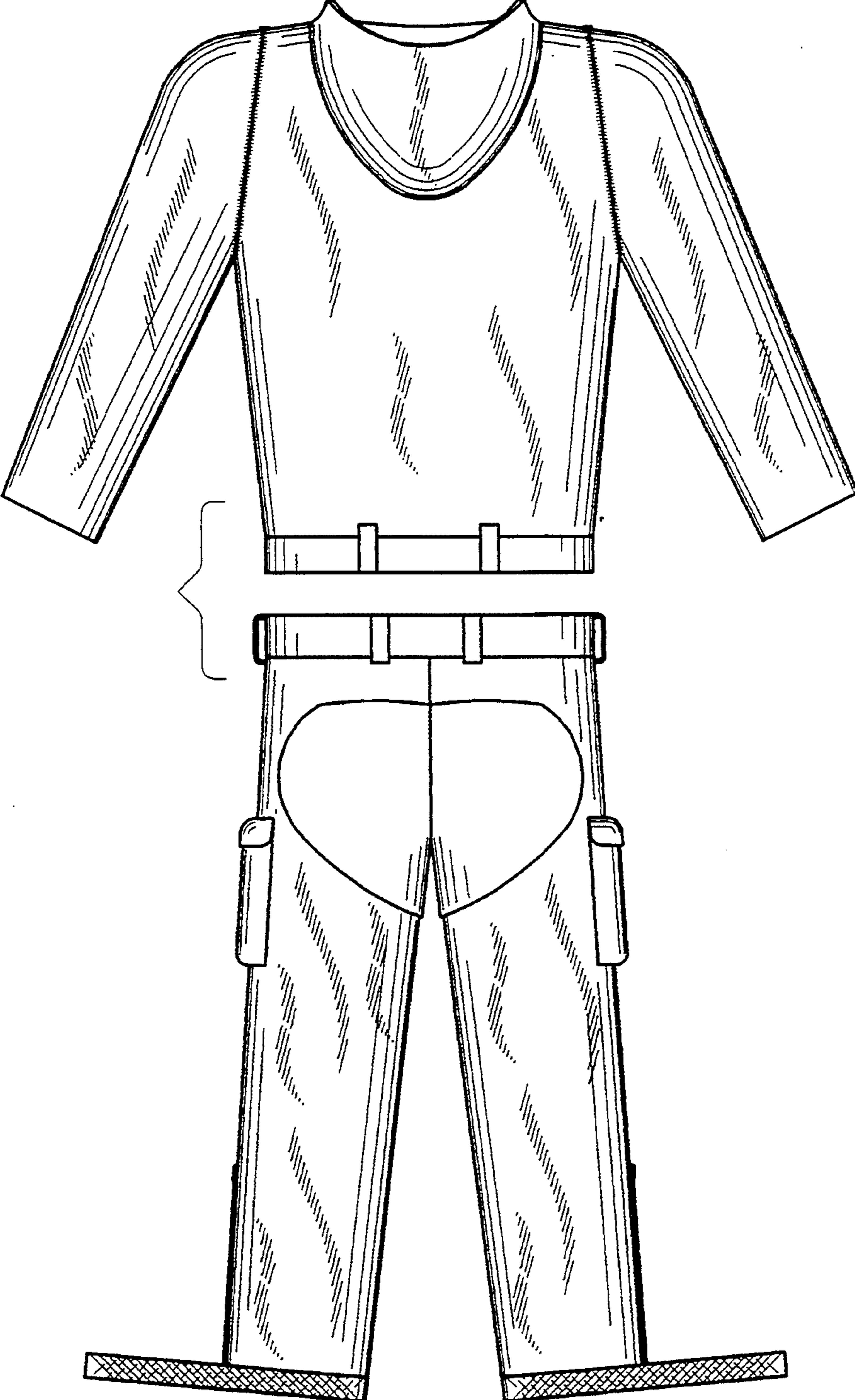


FIG. 3

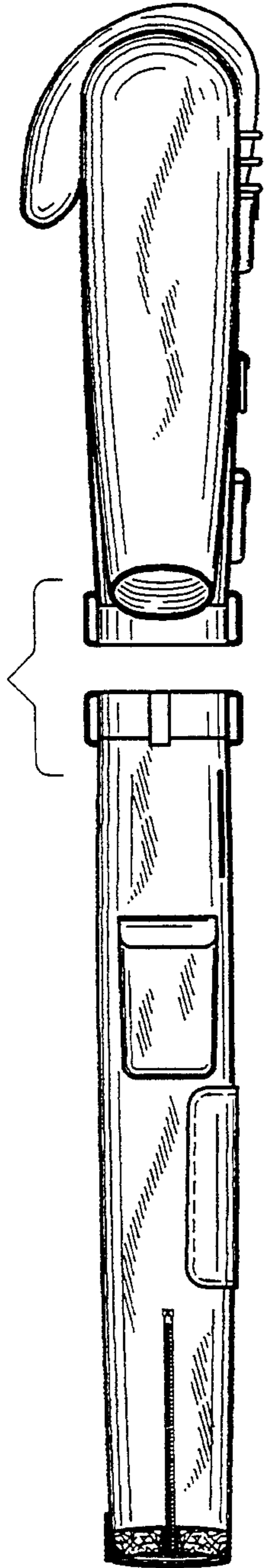


FIG. 4

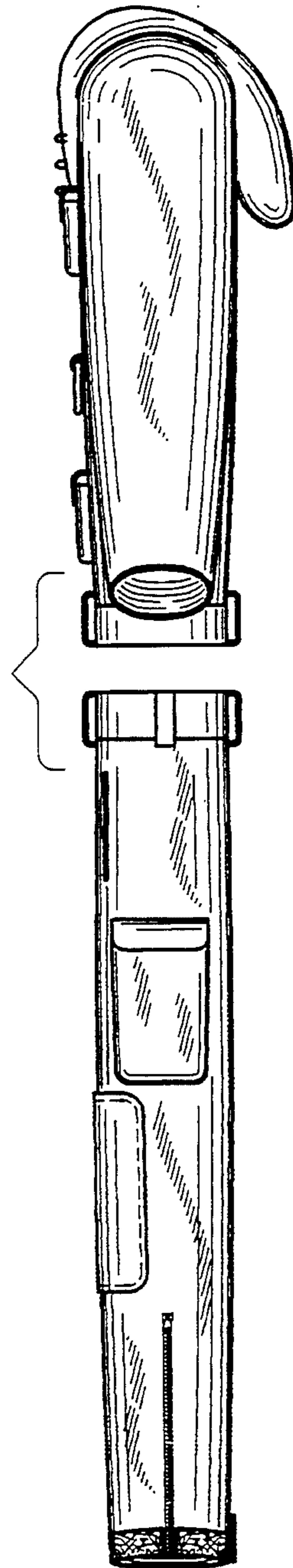


FIG. 5




FIG. 6

