



US00D353239S

United States Patent [19]

[11] Patent Number: **Des. 353,239**

Briscoe

[45] Date of Patent: **** Dec. 6, 1994**

[54] **COMBINED LOTTERY TICKET SCRAPER AND KEY RING**

4,646,382	3/1987	Smith	12/236.01
4,757,567	7/1988	Booker	D32/46 X
4,793,061	12/1988	Rizzo, Jr.	12/236.01
4,881,291	11/1989	Ellis	12/236.01

[76] Inventor: **Chris Briscoe**, 175 Delta Street, Etobicoke, Ontario, Canada, M8W-4E4

Primary Examiner—Wallace R. Burke
Assistant Examiner—Lavone D. Tabor
Attorney, Agent, or Firm—Terry M. Gernstein

[**] Term: **14 Years**

[57] **CLAIM**

[21] Appl. No.: **772**

The ornamental design for a combined lottery ticket scraper and key ring, as shown and described.

[22] Filed: **Oct. 26, 1992**

DESCRIPTION

[52] U.S. Cl. **D32/42; D3/210; D32/43**

[58] **Field of Search** **D3/207-208, D3/210-211; 15/236.01, 236.02; 30/164.9, 169, 171; D32/40, 42-43, 46**

FIG. 1 is a top, front and side perspective view of the lottery ticket scraper and key ring showing my new design;

FIG. 2 is a front end elevational view thereof;

FIG. 3 is a rear end elevational view thereof;

FIG. 4 is a side elevational view thereof;

FIG. 5 is a side elevational view thereof;

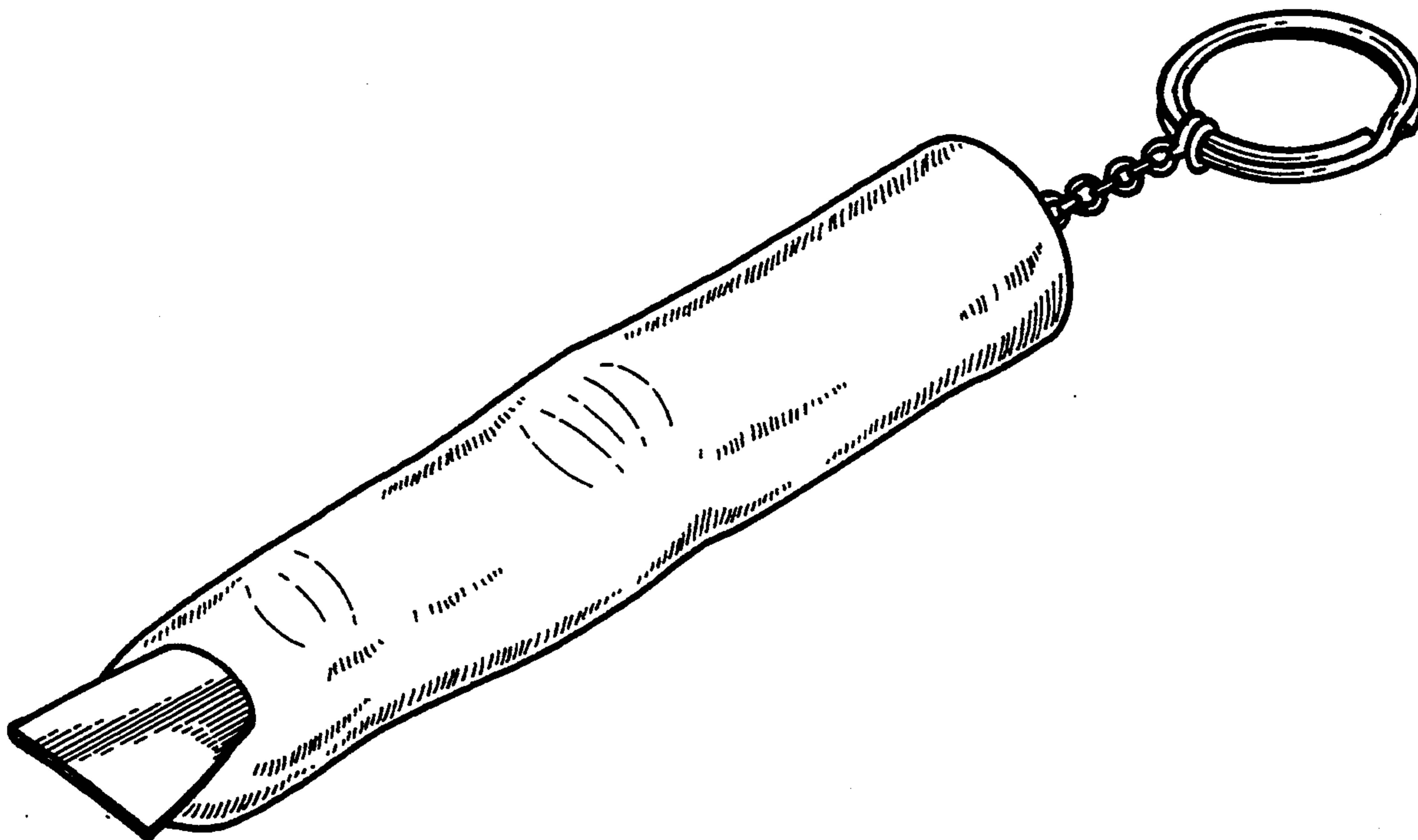
FIG. 6 is a top plan view thereof; and,

FIG. 7 is a bottom plan view thereof.

[56] **References Cited**

U.S. PATENT DOCUMENTS

D. 154,526	7/1949	Woofter	D3/210
D. 290,056	5/1987	Hatfield	D32/46
D. 311,274	10/1990	Laury	D3/211



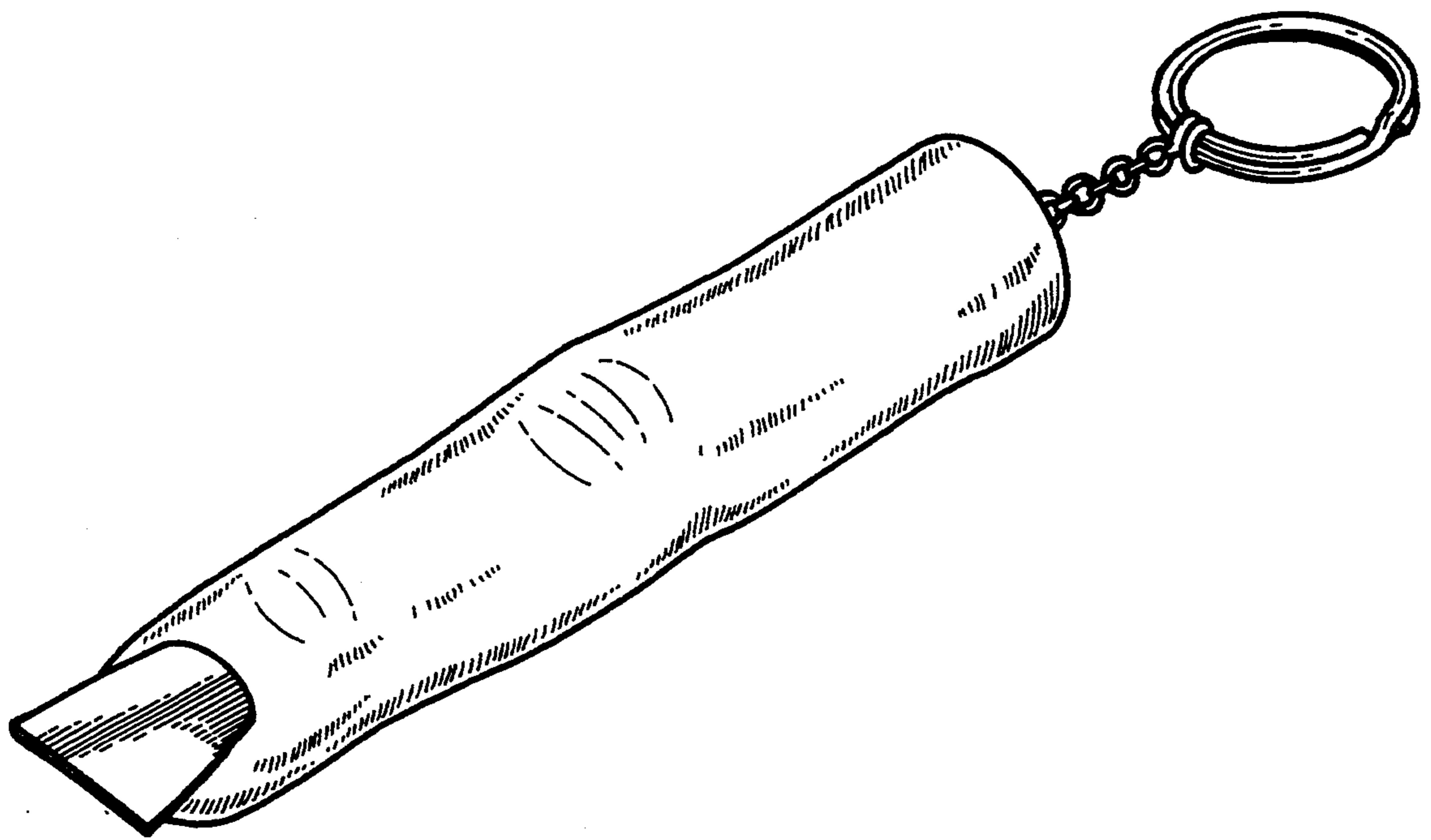


FIG. 1



FIG. 2

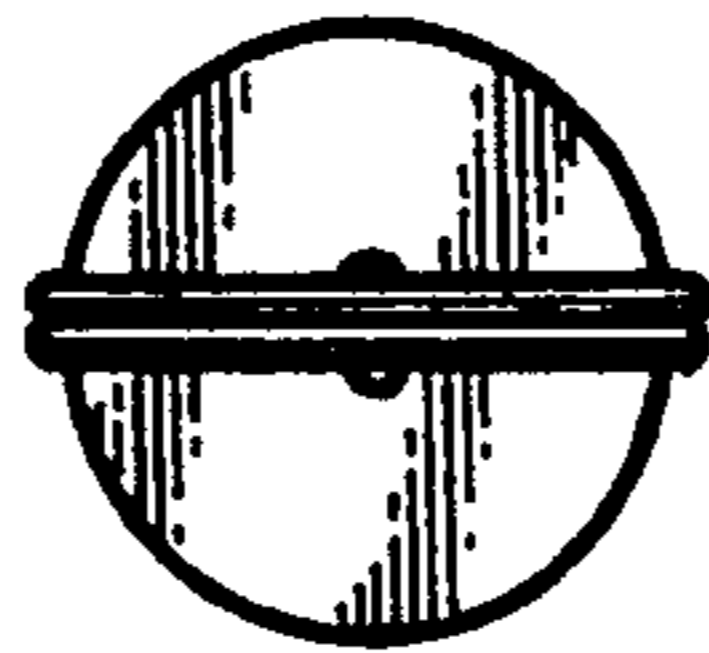


FIG. 3




FIG. 5




FIG. 4




FIG. 6




FIG. 7