



US00D353234S

# United States Patent [19]

[11] Patent Number: **Des. 353,234**

Majewski

[45] Date of Patent: **\* Dec. 6, 1994**

[54] **SADDLE ATTACHMENT FOR PROTECTING LEG AND CALF**

[76] Inventor: **Virginia C. Majewski, 32 Treasure Ave., Kensington, Conn. 06037**

[\*] Notice: The portion of the term of this patent subsequent to Jun. 15, 2007 has been disclaimed.

[\*\*] Term: **14 Years**

[21] Appl. No.: **15,960**

[22] Filed: **Dec. 3, 1993**

[52] U.S. Cl. .... **D30/134**

[58] Field of Search ..... 54/23, 44.1, 44.7, 46.1-46.2, 54/65; 2/2, 22-23; D30/134; D24/190-192; D29/10, 99

[56] **References Cited**

**U.S. PATENT DOCUMENTS**

|            |        |           |       |         |
|------------|--------|-----------|-------|---------|
| D. 336,551 | 6/1993 | Majewski  | ..... | D29/10  |
| D. 346,244 | 4/1994 | Majewski  | ..... | D29/10  |
| 1,145,477  | 7/1915 | Gathright | ..... | 54/23   |
| 2,128,159  | 8/1938 | Morgan    | ..... | 54/44.1 |

|           |         |                |       |         |
|-----------|---------|----------------|-------|---------|
| 2,845,766 | 8/1958  | Leddy          | ..... | 54/46.1 |
| 3,130,530 | 4/1964  | Foreman        | ..... | 54/46.2 |
| 3,289,389 | 12/1966 | Herrera        | ..... | 54/23   |
| 3,371,467 | 3/1968  | Salisbury, III | ..... | 54/44.7 |
| 4,382,301 | 5/1983  | Hightower, Jr. | ..... | 2/22    |
| 4,502,266 | 3/1985  | Friedson       | ..... | 54/46.1 |
| 5,123,233 | 6/1992  | Majewski       | ..... | 54/46.1 |

*Primary Examiner*—Cathy Anne MacCormac

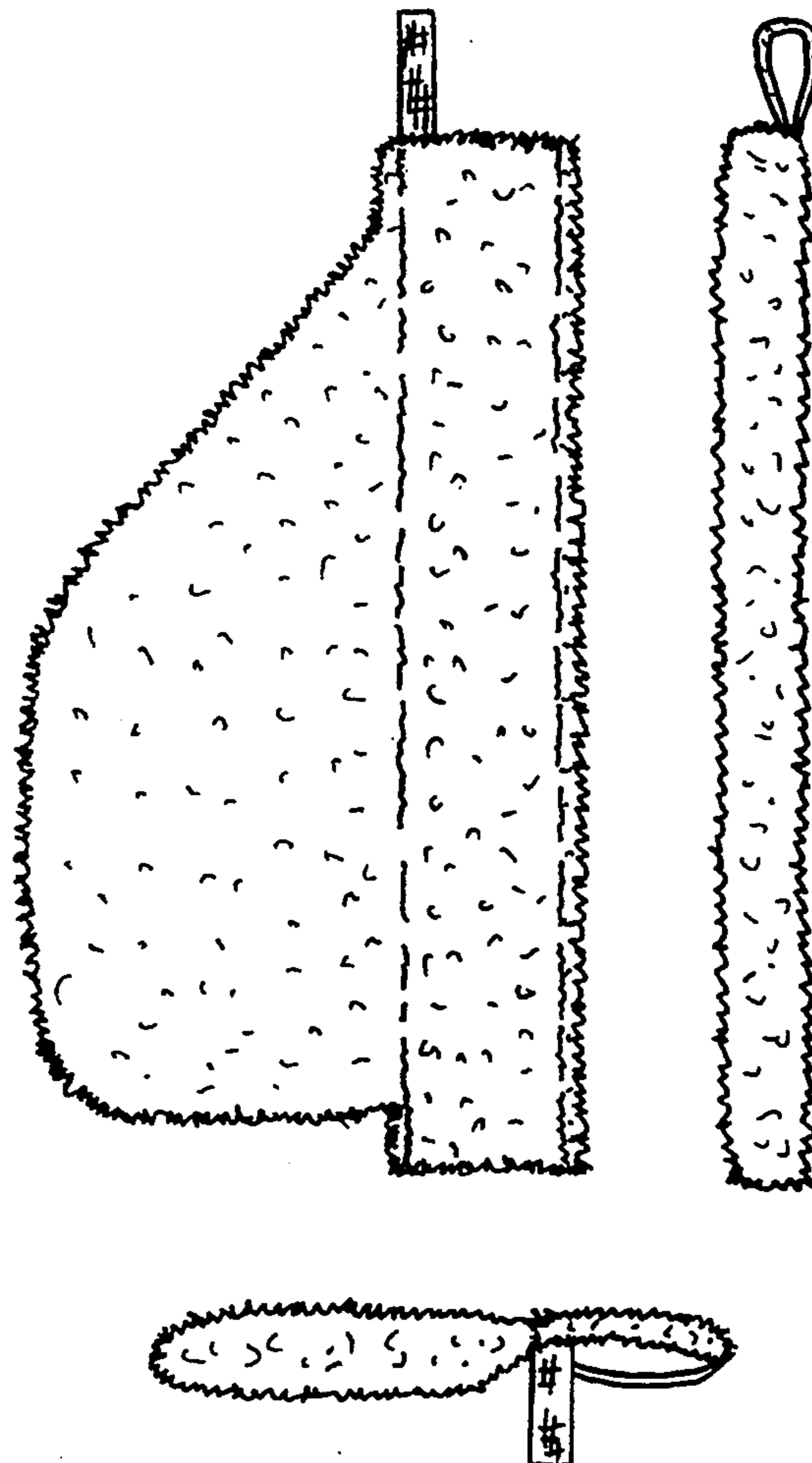
[57] **CLAIM**

The ornamental design for a saddle attachment for protecting leg and calf, as shown and described.

**DESCRIPTION**

FIG. 1 is a front elevational view of a saddle attachment for protecting leg and calf showing my new design; FIG. 2 is a right side elevational view thereof; FIG. 3 is a top plan view thereof showing the strap folded over for ease of illustration; FIG. 4 is a left side elevational view thereof; FIG. 5 is a rear elevational view thereof; and, FIG. 6 is a bottom plan view thereof showing the strap folded over for ease of illustration.

The dashed lines in FIG. 5 represent conventional stitching.






FIG. 1



FIG. 2



FIG. 3



FIG. 4

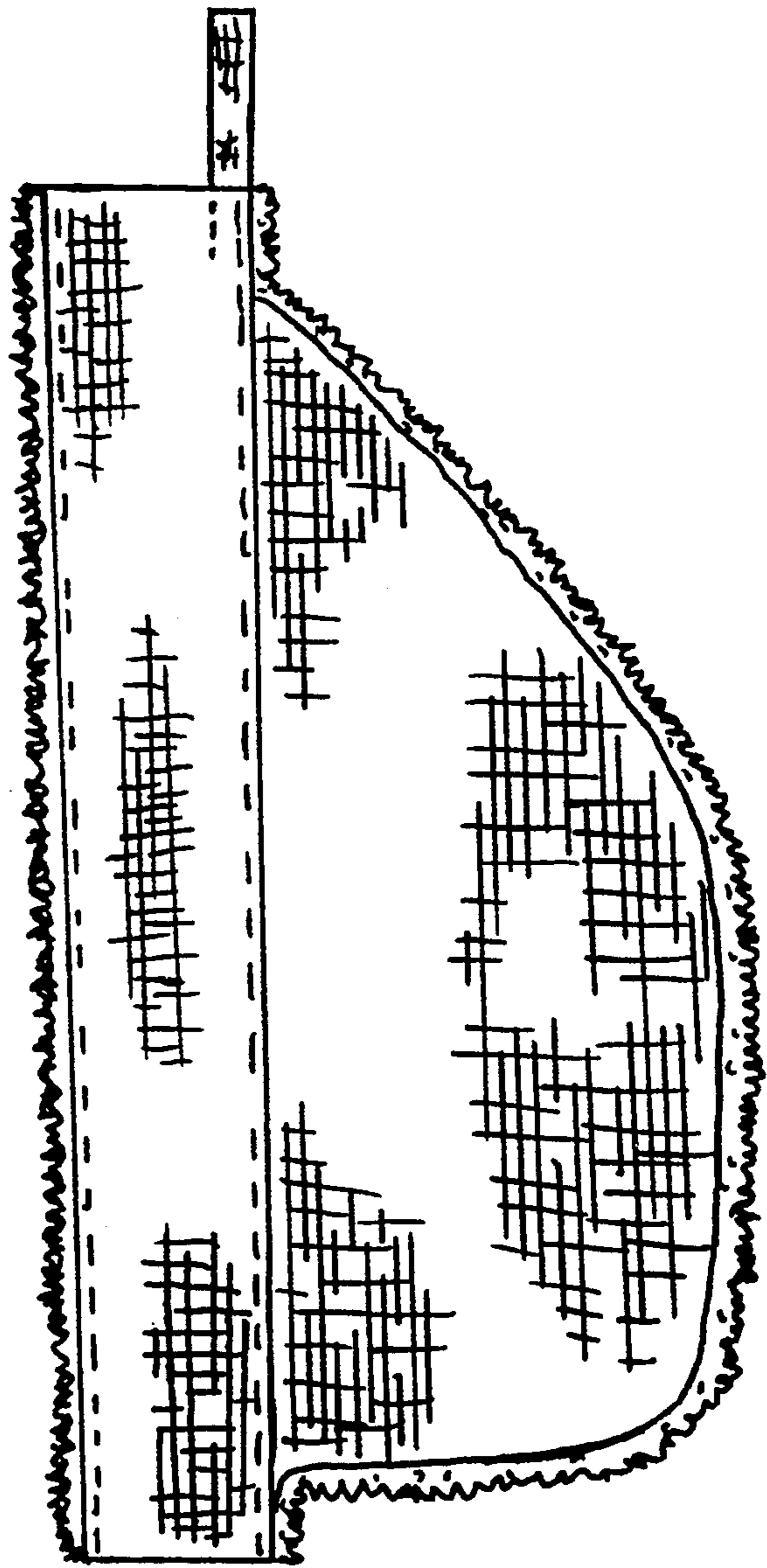


FIG. 5



FIG. 6