



US00D353189S

United States Patent [19]

[11] Patent Number: Des. 353,189

Crowley

[45] Date of Patent: ** Dec. 6, 1994

[54] AUTOMATIC RAIN GUTTER CLEANER

4,116,008 9/1978 Ward 52/11 X
4,117,635 10/1978 Nelson 52/11

[76] Inventor: Bill Crowley, 38022 Stenhammer St., Fremont, Calif. 94536

Primary Examiner—A. Hugo Word
Assistant Examiner—Eric Watterson
Attorney, Agent, or Firm—Terry M. Gernstein

[**] Term: 14 Years

[21] Appl. No.: 10,311

[57] CLAIM

[22] Filed: Aug. 5, 1993

The ornamental design for an automatic rain gutter cleaner, as shown and described.

[52] U.S. Cl. D23/267

[58] Field of Search 52/11, 12, 13, 14, 15,
52/16, 17; 248/48.1, 48.2; D23/267, 268;
D25/119

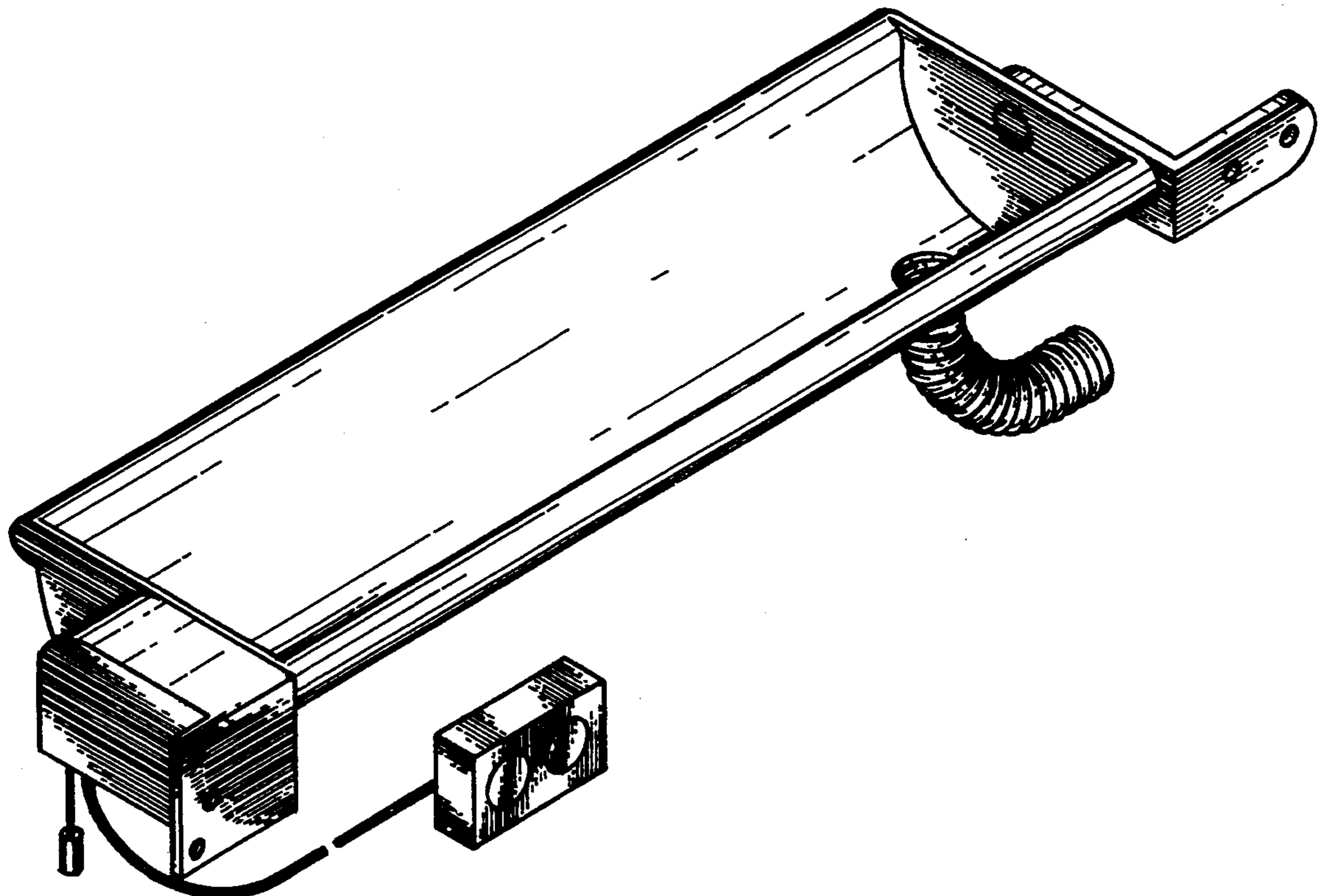
DESCRIPTION

[56] References Cited

U.S. PATENT DOCUMENTS

D. 292,934	11/1987	Alberico	D23/259
D. 301,165	5/1989	Rose	D23/267
D. 314,235	1/1991	Stuart	D23/267
D. 314,815	2/1991	Paulsson	D23/267

FIG. 1 is a front, top and side perspective view of the automatic rain gutter cleaner embodying the design of the present invention;
FIG. 2 is a front elevational view thereof;
FIG. 3 is a rear elevational view thereof;
FIG. 4 is an end elevational view thereof;
FIG. 5 is an end elevational view thereof;
FIG. 6 is a top plan view thereof; and,
FIG. 7 is a bottom plan view thereof.



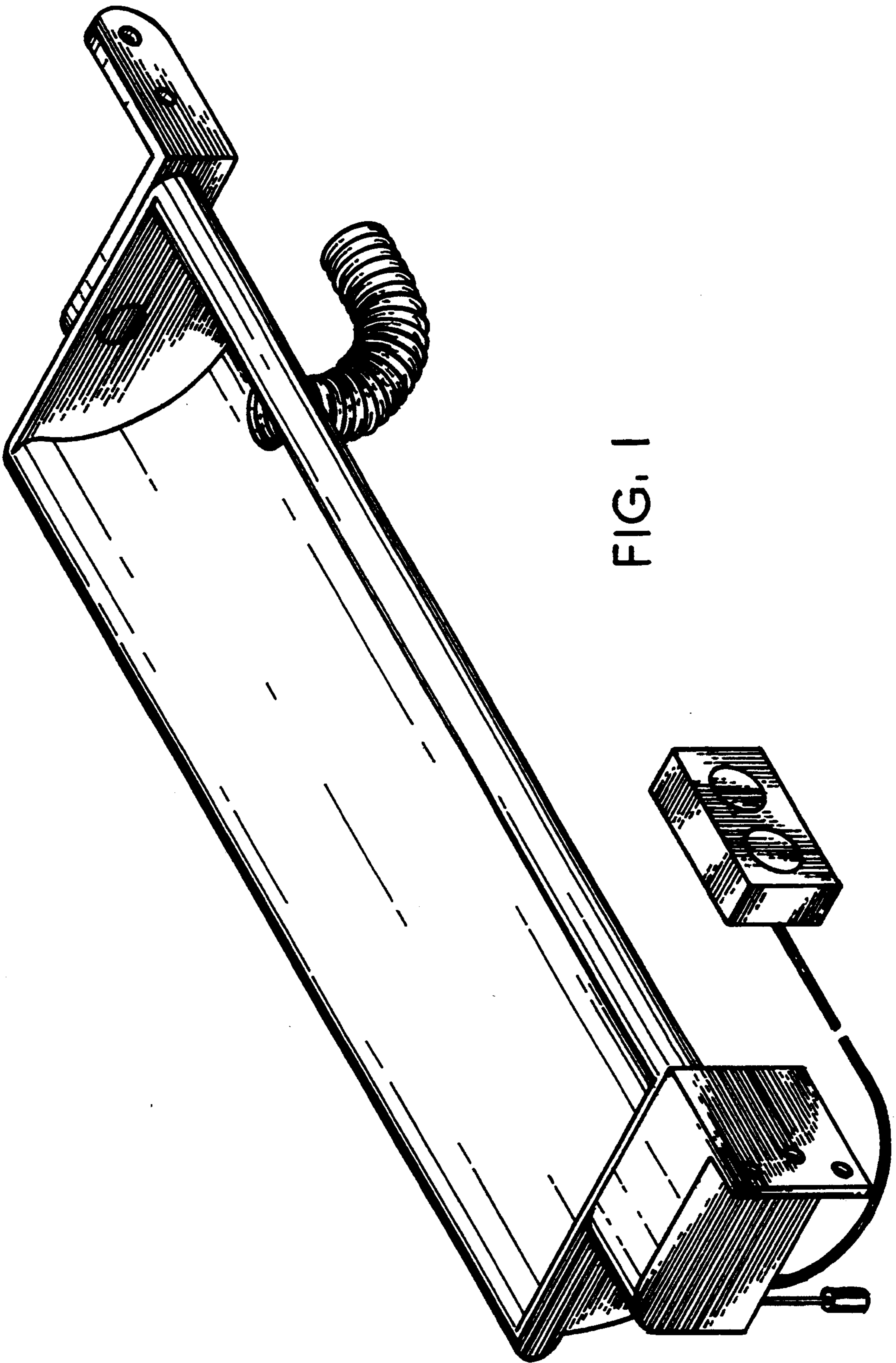


FIG. 1






FIG. 5

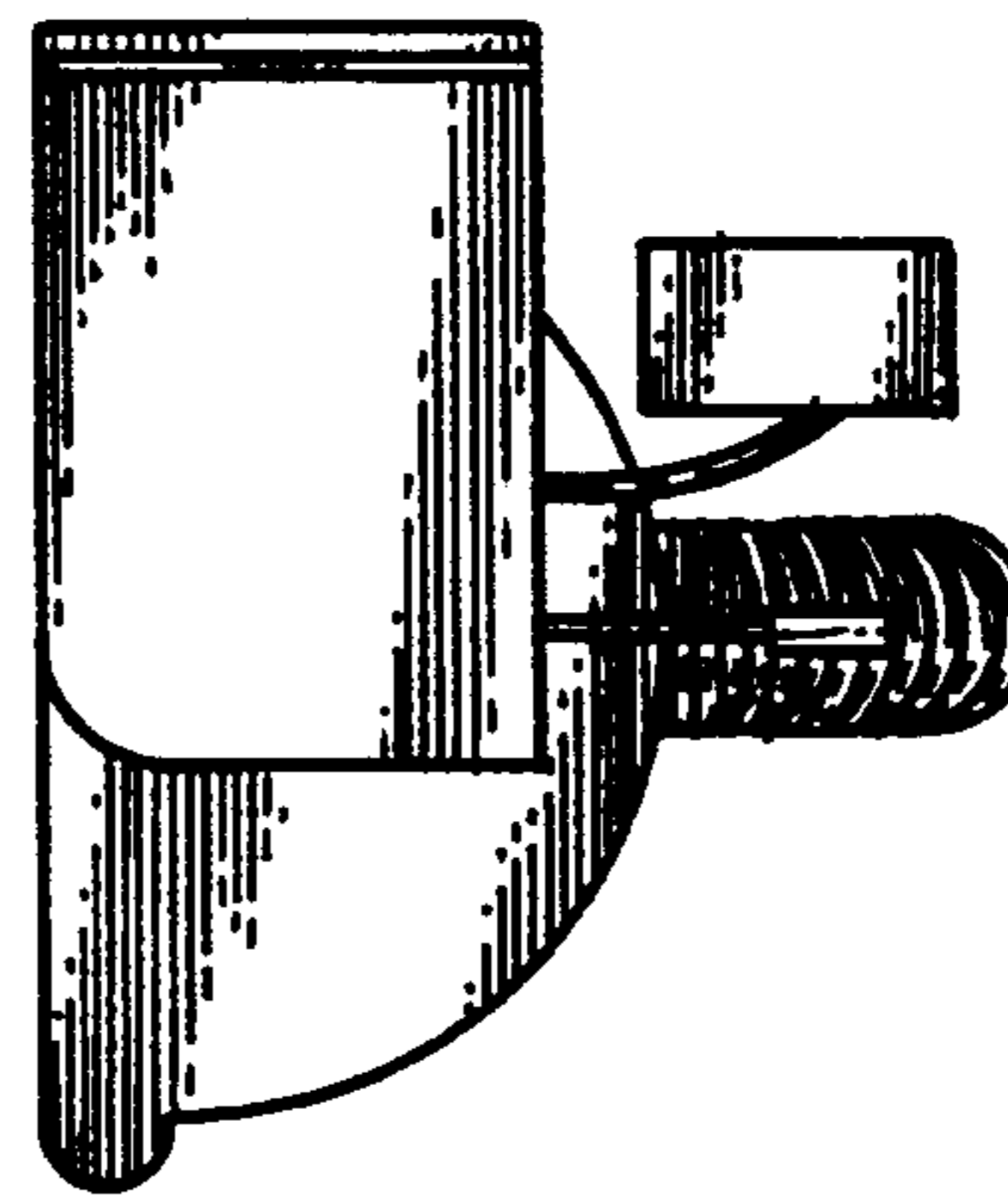


FIG. 4

FIG. 6




FIG. 7

