



US00D353187S

# United States Patent [19]

[11] Patent Number: **Des. 353,187**

**Formgren**

[45] Date of Patent: **\*\* Dec. 6, 1994**

## [54] COMBINED FAUCET AND HAND SHOWER HOLDER

[75] Inventor: **Anna-Pia K. Formgren, Paris, France**

[73] Assignee: **Jacob Delafon, Paris, France**

[\*\*] Term: **14 Years**

[21] Appl. No.: **15,067**

[22] Filed: **Nov. 5, 1993**

[52] U.S. Cl. .... **D23/241**

[58] Field of Search ..... **4/675-678; 137/801; D23/238-243, 255-257**

### [56] References Cited

#### U.S. PATENT DOCUMENTS

D. 61,953	2/1923	Hitchcock	.....	D23/243
D. 62,740	7/1923	Muend	.....	D23/243
D. 62,864	8/1923	Benjamin	.....	D23/243
D. 67,520	6/1925	Harper	.....	D23/243
D. 72,505	4/1927	Van Eweyk	.....	D23/243
D. 78,619	5/1929	Frankenberger	.....	D23/243
D. 83,674	3/1931	Fraser	.....	D23/240
D. 96,839	9/1935	Johnson	.....	D23/240
D. 111,011	8/1938	Bloch	.....	D23/240
D. 114,200	4/1939	Sedlon et al.	.....	D23/238
D. 141,718	6/1945	Blank	.....	D23/240
D. 144,249	3/1946	Hinderer	.....	D23/243
D. 146,882	6/1947	Smolensky	.....	D23/240
D. 147,404	9/1947	Fitter	.....	D23/240
D. 149,344	4/1948	Fitter	.....	D23/240
D. 149,388	4/1948	Stratmore	.....	D23/240
D. 163,545	6/1951	Smolensky	.....	D23/240
D. 220,624	5/1971	Urban	.....	D23/241
D. 239,816	1/1976	Bergmann	.....	D23/238
D. 242,454	11/1976	Jones	.....	D23/241
D. 245,092	7/1977	Saether	.....	D23/241
D. 245,093	7/1977	Saether	.....	D23/241 X
D. 258,676	3/1981	Colani	.....	D23/241
D. 291,114	7/1987	Piesco	.....	D23/239 X
D. 293,599	1/1988	Bergmann	.....	D23/238 X
D. 312,118	11/1990	Son	.....	D23/238
D. 315,194	3/1991	Haug et al.	.....	D23/238
D. 318,320	7/1991	Zerlia	.....	D23/241
D. 339,629	9/1993	Gottwald	.....	D23/241
D. 339,848	9/1993	Gottwald	.....	D23/241
4,606,370	8/1986	Geipel et al.	.....	137/801 X
4,750,519	6/1988	Chao-Chun	.....	137/625.4 X
5,148,551	9/1992	Humpert et al.	.....	4/677

### OTHER PUBLICATIONS

Undated p. 3 of a Jacob Delafon Catalog showing Models 71197, 71198 and 71199 thermostatic mixers, admitted prior art.

Undated p. 18 from a U.S. Brass catalog showing a faucet in the shape of a T with two handles coaxially mounted on the cross bar of the T, admitted prior art.

Undated p. 60 of an unidentified publication showing four T-shaped faucets with handles mounted coaxially on the cross beam of the T, admitted prior art.

Undated Jacob Delafon ad showing a Model 71255.01 bath/shower mixer, admitted prior art.

Undated p. 7.25 of an Eljer catalog showing faucets with Models 555-3310 and 555-4800 blade handles, admitted prior art.

Undated Jacob Delafon ad showing Models 72255.25 and 73265.10 faucets, admitted prior art.

Undated Jacob Delafon ad showing a handle (b), admitted prior art.

Undated p. 6.15 of an Eljer catalog showing Models 553-4070 and 553-4370 lavatory faucets, admitted prior art.

p. 117 dated 1/84 of an Ideal-Standard catalog showing a Jetline bath/shower mixer.

*Primary Examiner*—James R. Largen  
*Attorney, Agent, or Firm*—Quarles & Brady

### [57] CLAIM

The ornamental design for a combined faucet and handshower holder, as shown and described.

### DESCRIPTION

FIG. 1 is a perspective view taken from the top, front and left side of a combined faucet and handshower holder embodying my new design;

FIG. 2 is a right side elevational view thereof;


FIG. 3 is a top plan view thereof;

FIG. 4 is a left side elevational view thereof;

FIG. 5 is a front elevational view thereof; and,

FIG. 6 is a top plan view of a second embodiment thereof, which is the same as the first embodiment except that the handles and handshower holder are reversed.

The broken line representation of plumbing escutcheons in FIG. 1 is for purposes of illustration only and forms no part of the claimed design.






FIG. 1

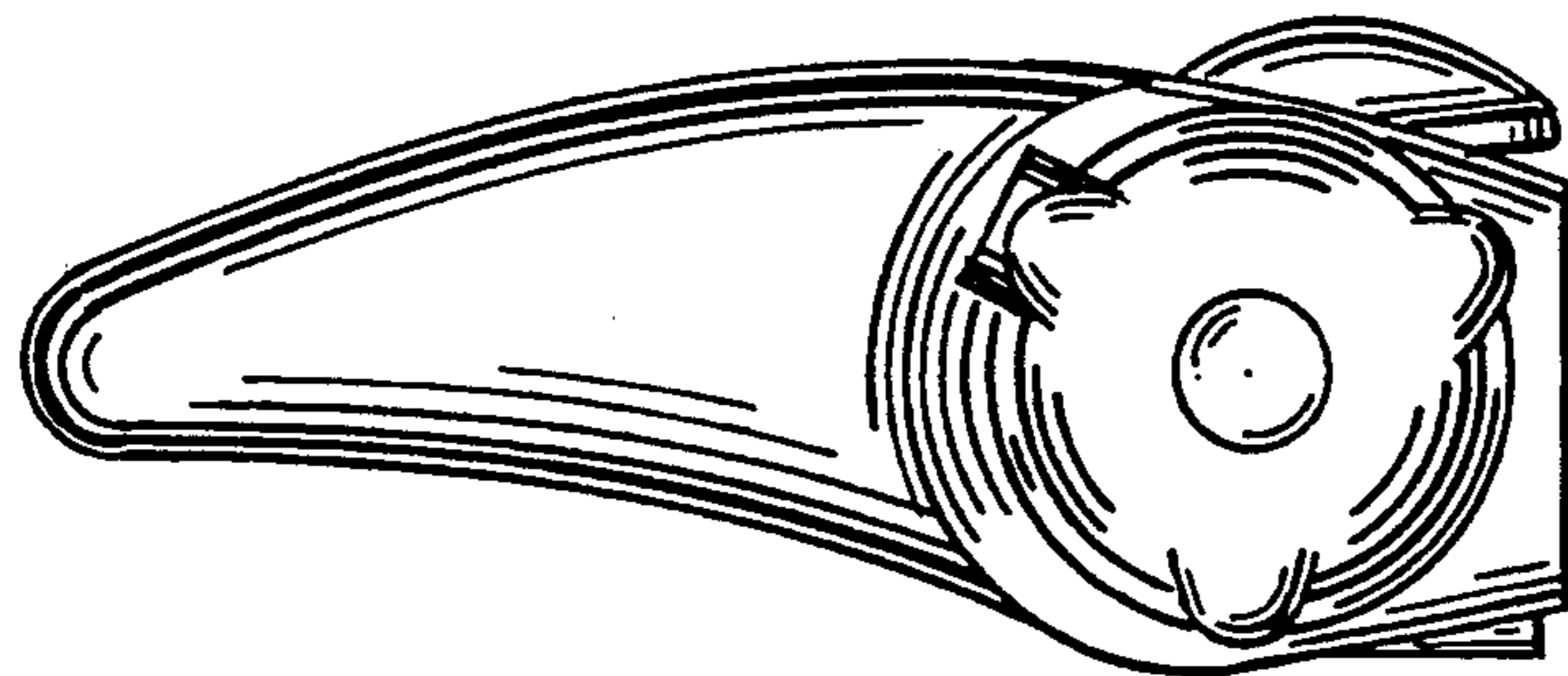


FIG. 2



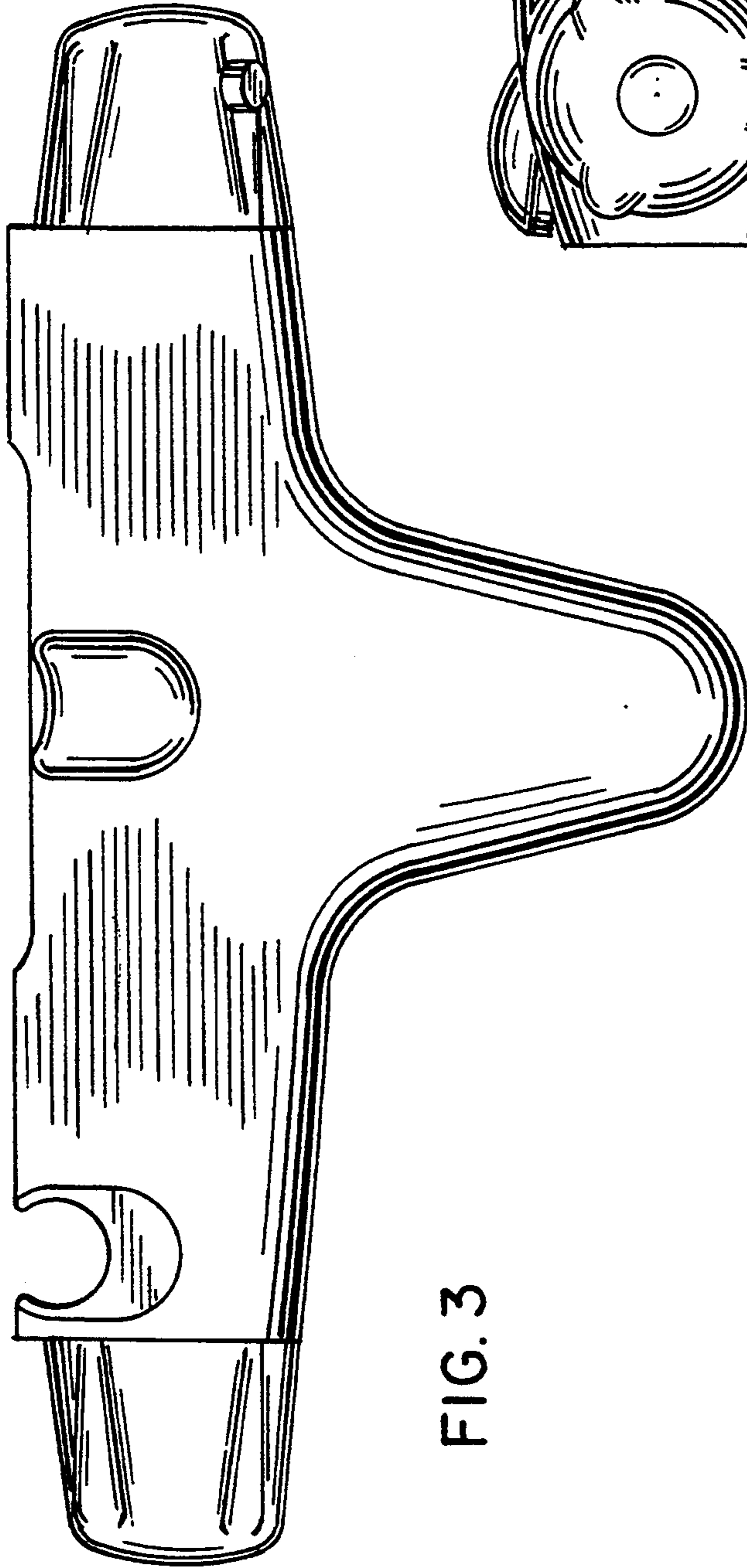


FIG. 4


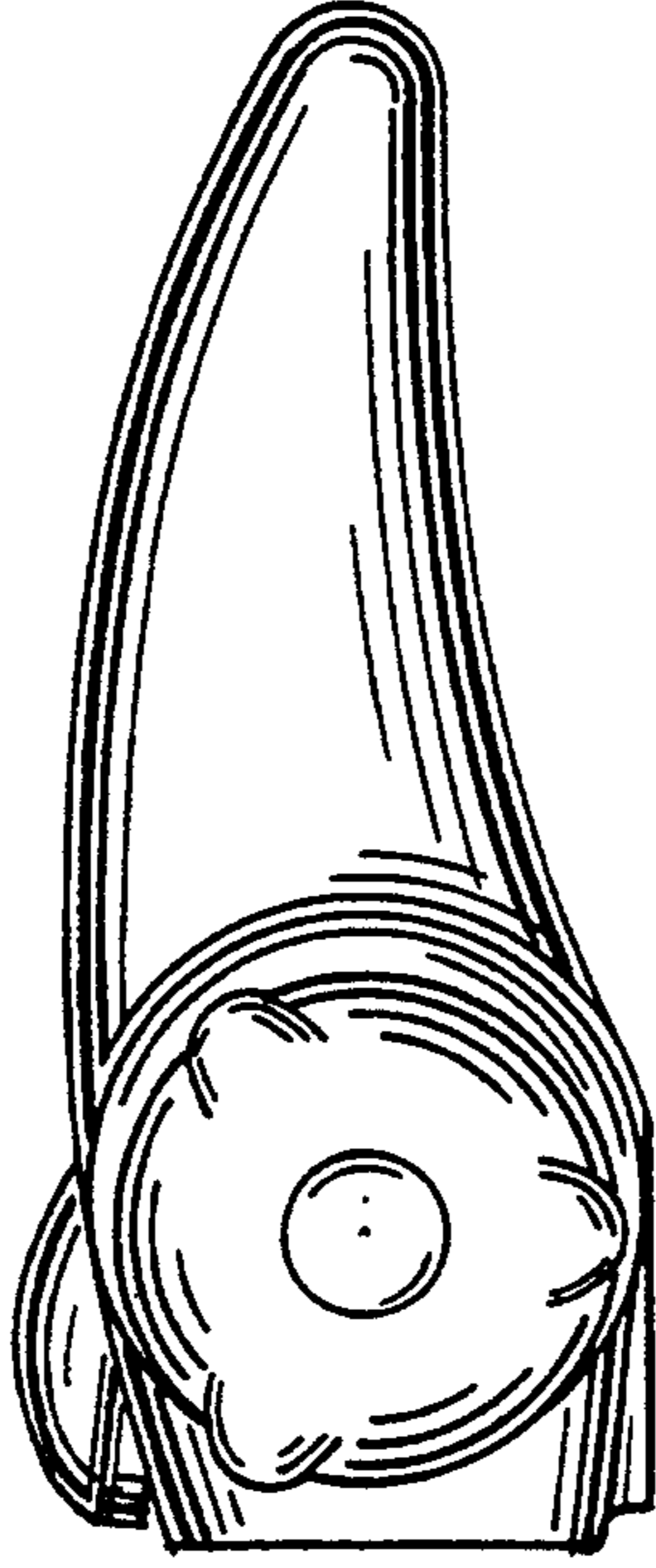


FIG. 5

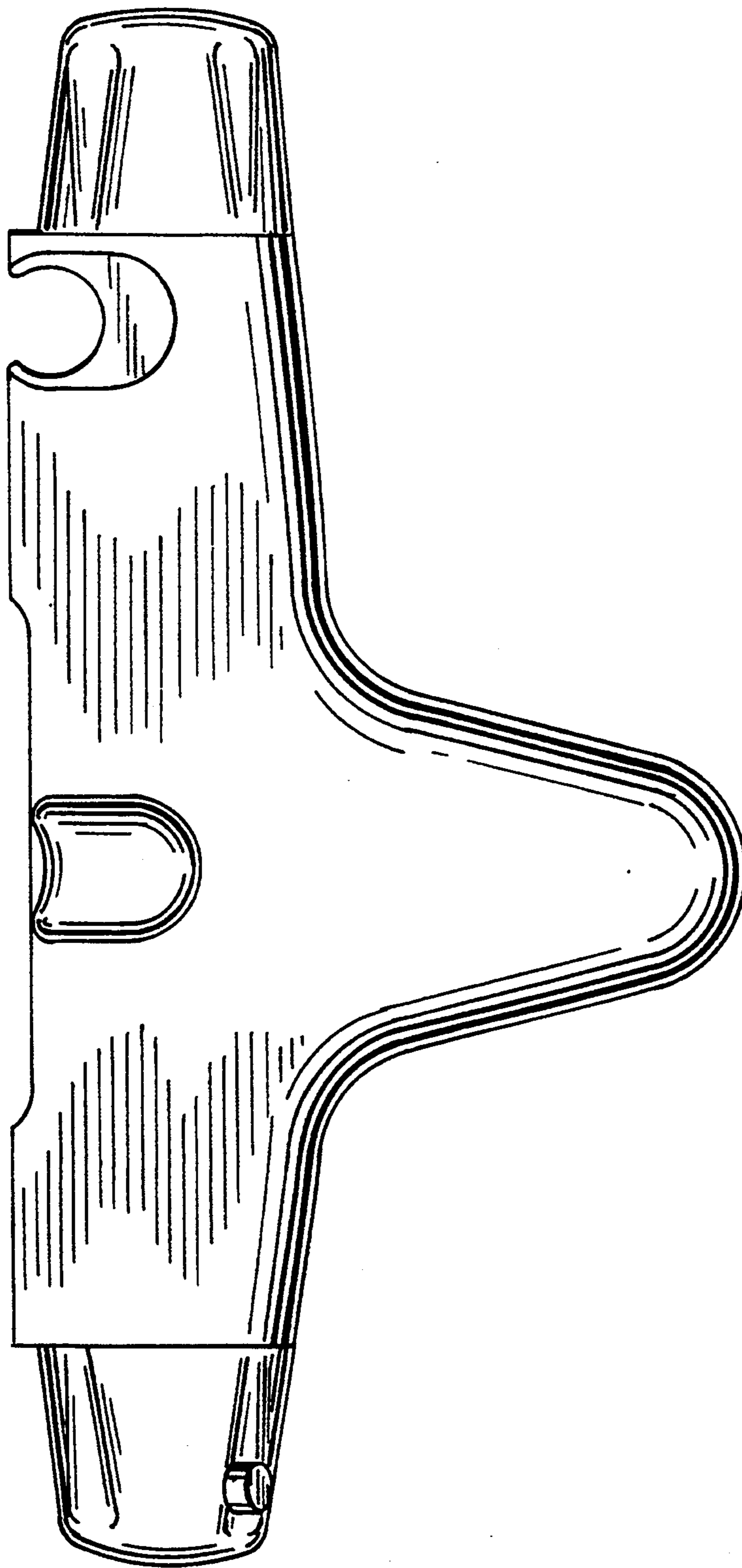


FIG. 6