



US00D353180S

# United States Patent [19]

[11] Patent Number: Des. 353,180

Dunning

[45] Date of Patent: \*\* Dec. 6, 1994

[54] **GOLF BALL DISPENSER**

3,186,593	6/1965	Miotke	.....	273/32 D
4,299,345	11/1981	Lanzl	.....	D3/221 X
4,678,108	7/1987	Inman	.....	224/919 X

[75] Inventor: **Levant G. Dunning**, Sacramento, Calif.

*Primary Examiner*—Melvin B. Feifer  
*Assistant Examiner*—Cheri Cohen  
*Attorney, Agent, or Firm*—Bernhard Kreten

[73] Assignee: **Ardie Dunning**, Sacramento, Calif.

[\*\*] Term: **14 Years**

[57] **CLAIM**

[21] Appl. No.: **15,547**

The ornamental design for a golf ball dispenser, as shown and described.

[22] Filed: **Nov. 19, 1993**

[52] U.S. Cl. .... **D21/234**

**DESCRIPTION**

[58] Field of Search ..... 273/32 D, 201; 224/918, 224/919; D3/221; D21/234

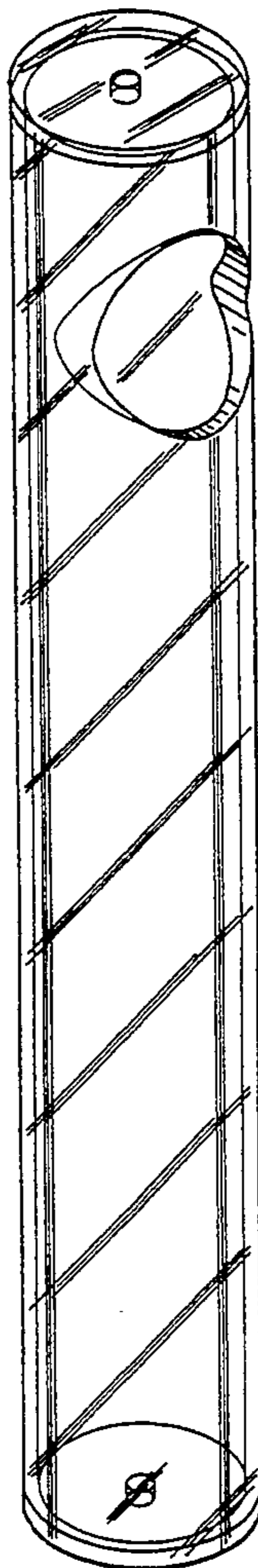
FIG. 1 is a front perspective view of a golf ball dispenser showing my new design;  
FIG. 2 is a front view thereof;  
FIG. 3 is a rear view thereof;  
FIG. 4 is a side view thereof with both sides being the same;  
FIG. 5 is a top elevational view thereof; and,  
FIG. 6 is a bottom elevational view of that which is shown in FIG. 5.

[56] **References Cited**

**U.S. PATENT DOCUMENTS**

D. 228,799	10/1973	Roddy	.....	D21/234
D. 233,361	10/1974	Norden et al.	.....	D21/234
D. 239,533	4/1976	Polzin	.....	D3/221
D. 277,709	2/1985	Toriumi	.....	D3/221
D. 321,921	11/1991	Johnson	.....	D21/234
1,940,321	12/1933	Pagett	.....	273/201

The broken lines in FIG. 2 are for illustrative purposes only and form no part of the claimed design.



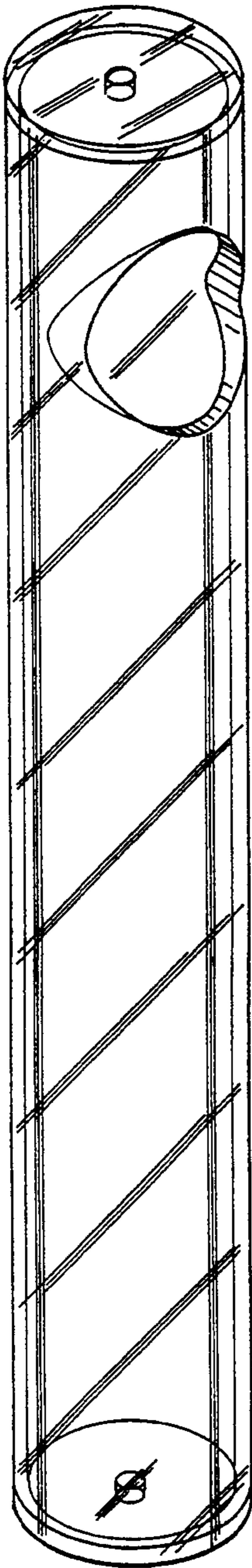


FIG. 1

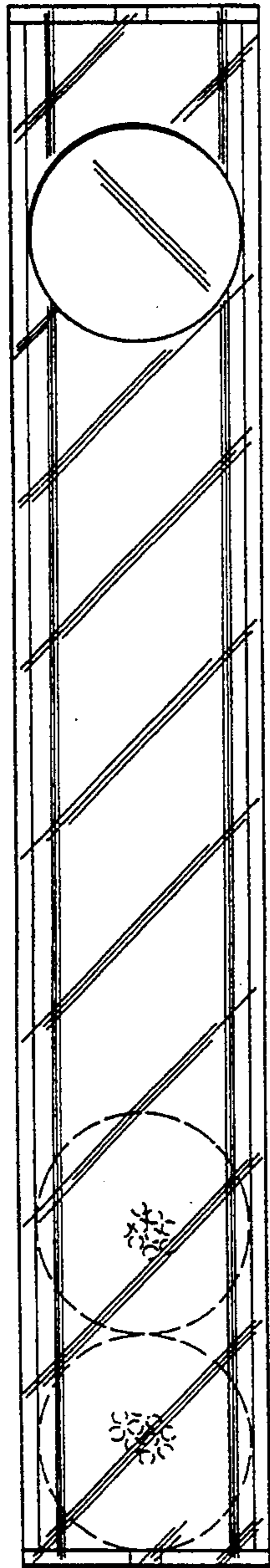


FIG. 2

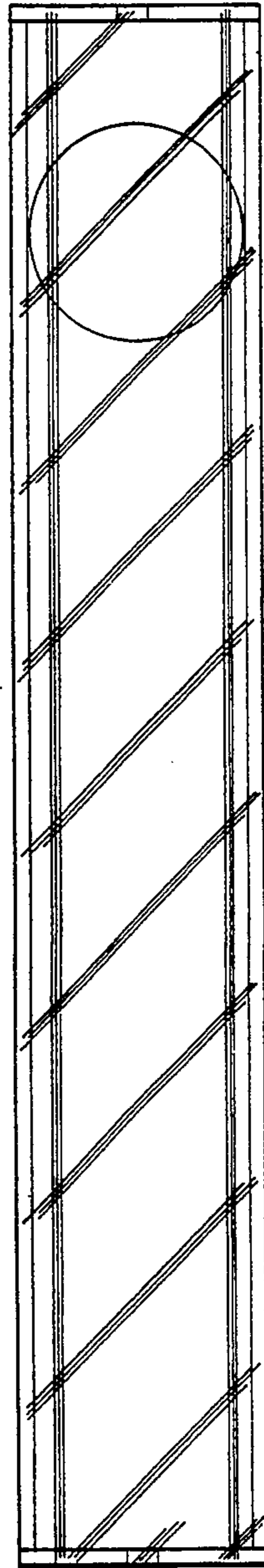


FIG. 3

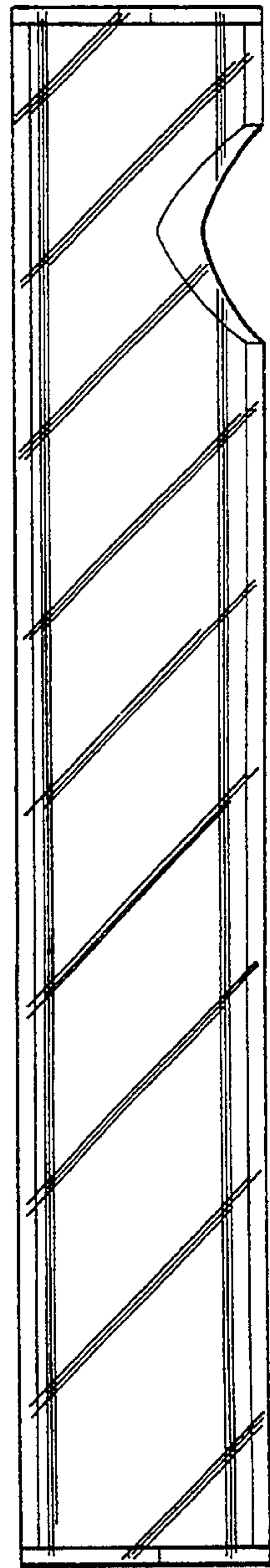


FIG. 4

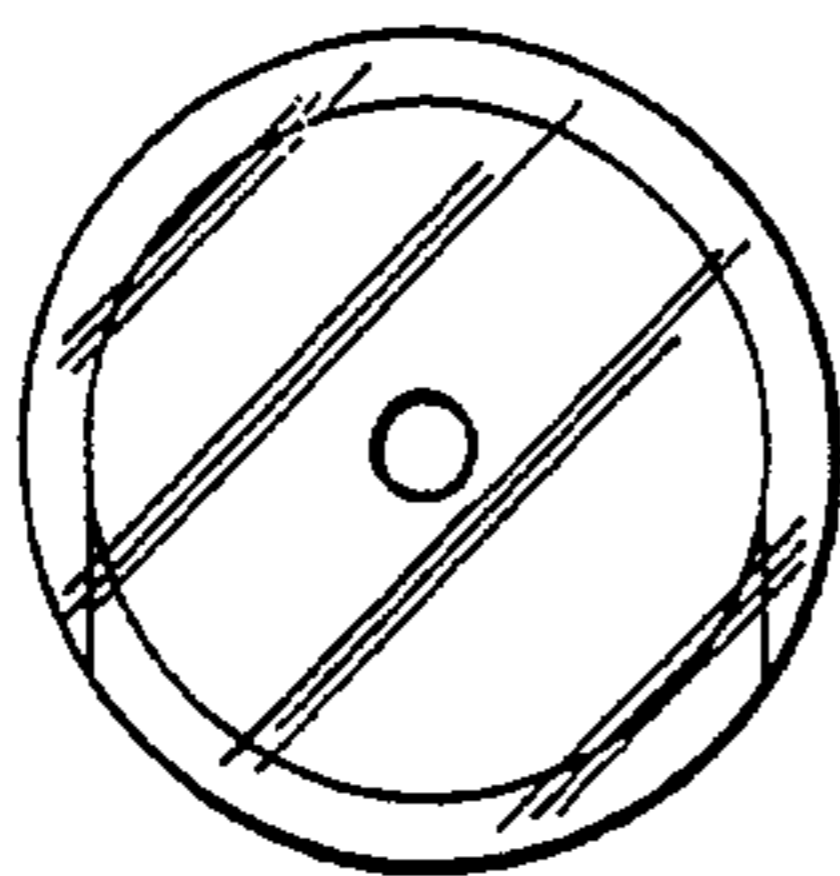


FIG. 5

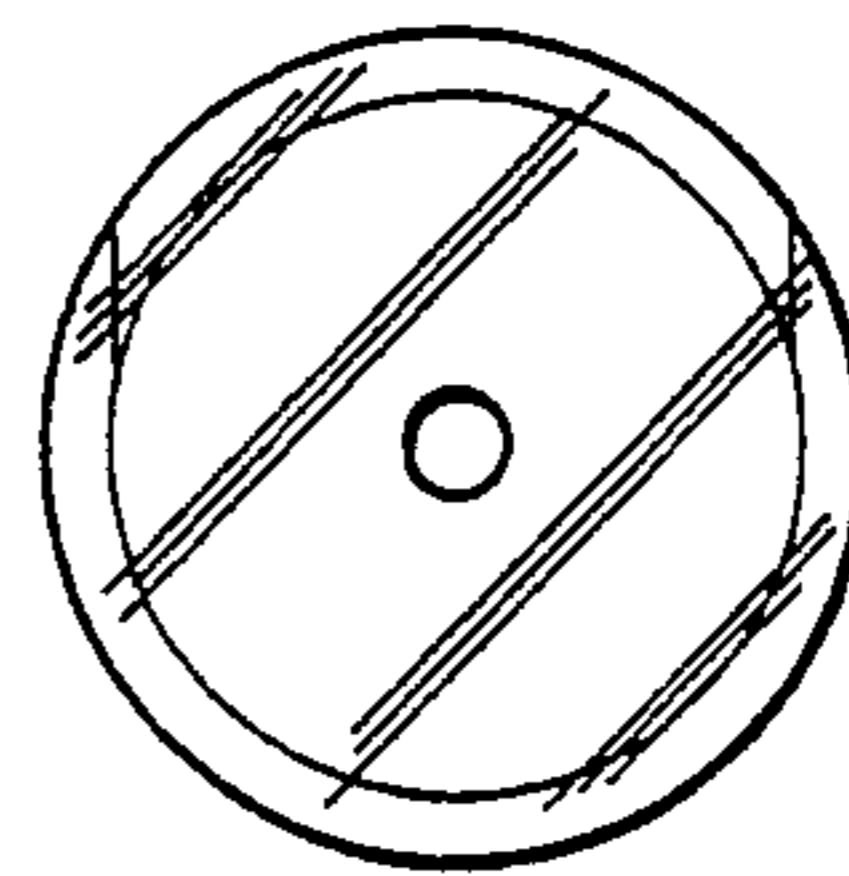


FIG. 6