



US00D353177S

United States Patent [19]
Haugland

[11] **Patent Number: Des. 353,177**
[45] **Date of Patent: ** Dec. 6, 1994**

[54] **GOLF PUTTING AID**

[76] **Inventor: Jeffrey K. Haugland, 6022 Peck, LaGrange Park, Ill. 60525**

[**] **Term: 14 Years**

[21] **Appl. No.: 15,151**

[22] **Filed: Nov. 8, 1993**

Related U.S. Application Data

[63] Continuation of Ser. No. 538,506, Jun. 15, 1990, abandoned.

[52] **U.S. Cl. D21/221**

[58] **Field of Search 273/162 B; D21/221; D10/69**

[56] **References Cited**

U.S. PATENT DOCUMENTS

D. 288,671 3/1987 Cross et al. D10/69

OTHER PUBLICATIONS

Belknap Hardware & Mfg. Co., 1940, p. 117, various levels.

Popular Mechanics, Jul., 1959, p. 124, level on putter.

Primary Examiner—Melvin B. Feifer

Attorney, Agent, or Firm—Wood, Phillips, VanSanten, Hoffman and Ertel

[57] **CLAIM**

The ornamental design for a golf putting aid, as shown and described.

DESCRIPTION

FIG. 1 is a front elevation view of a golf putting aid showing my new design;


FIG. 2 is a left side elevation view thereof;

FIG. 3 is a right side elevation view thereof;

FIG. 4 is a top plan view thereof;

FIG. 5 is a bottom plan view thereof; and,

FIG. 6 is a rear elevation view thereof;






FIG. 4

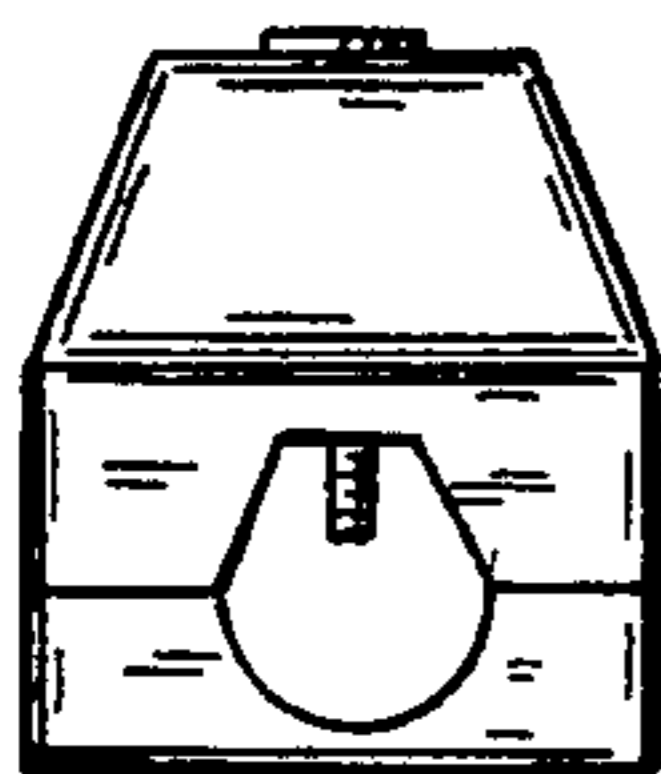


FIG. 2




FIG. 1

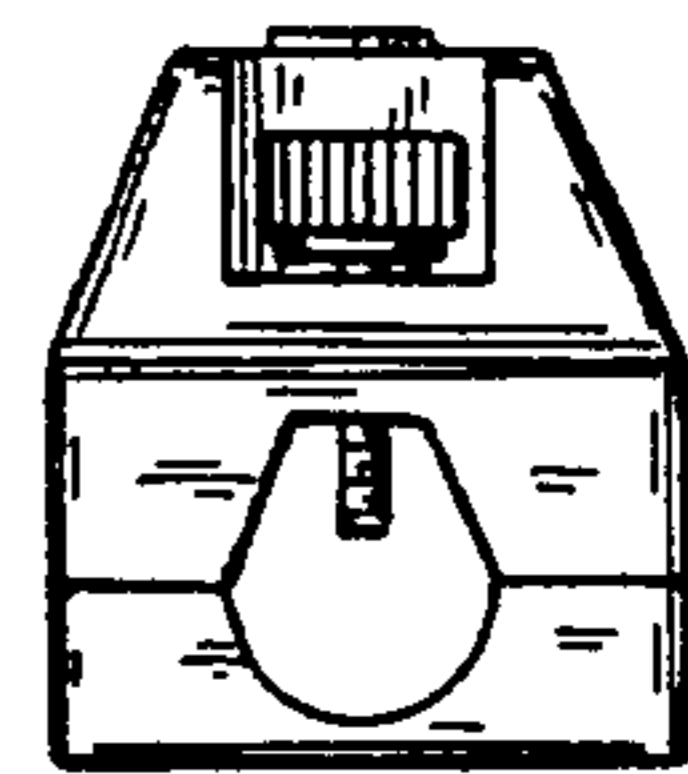


FIG. 3

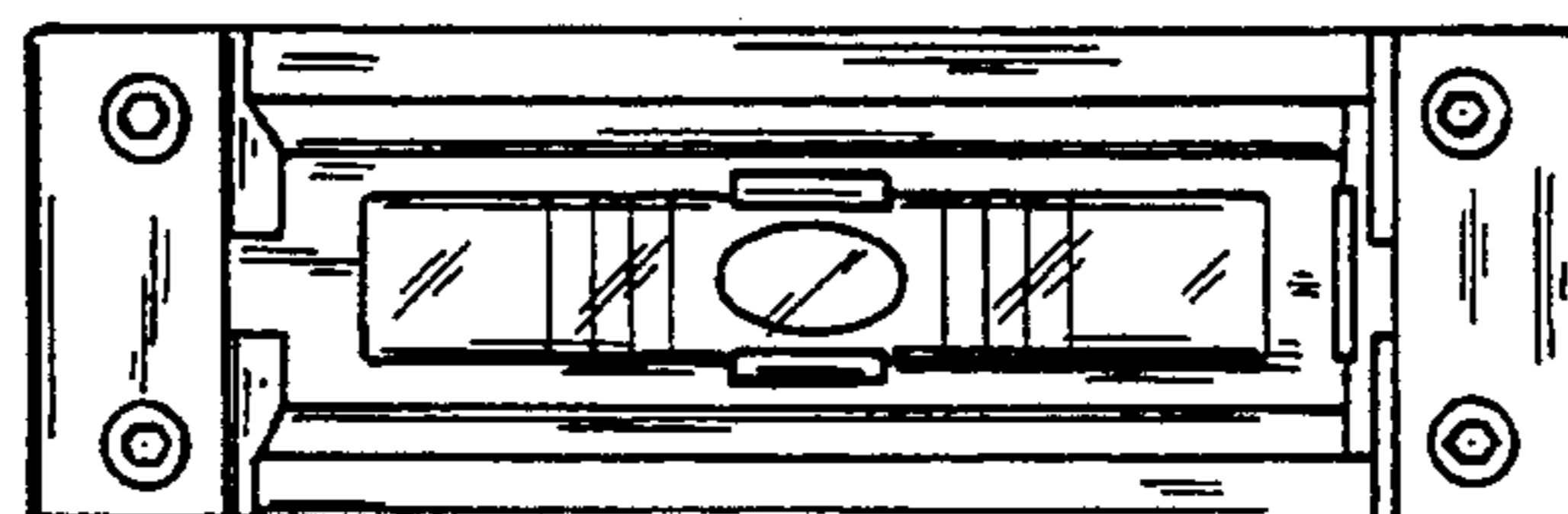


FIG. 5

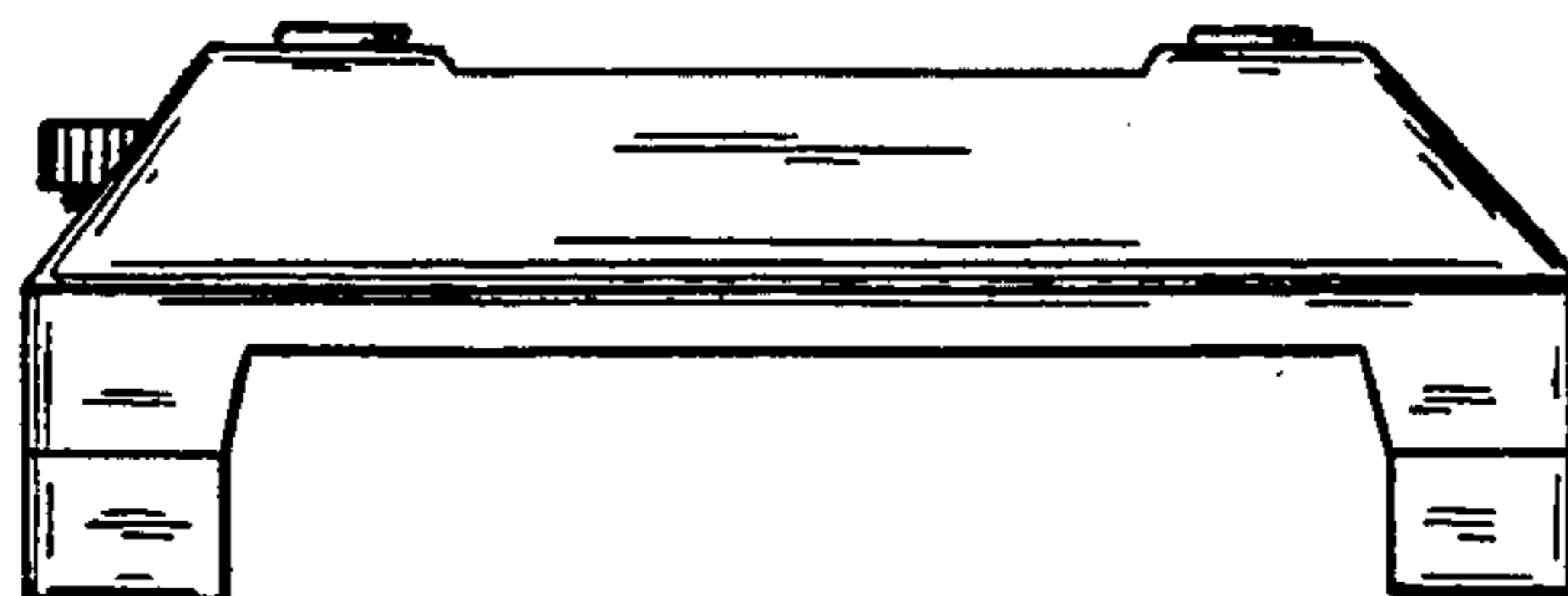


FIG. 6