



US00D353174S

# United States Patent [19]

[11] Patent Number: **Des. 353,174**

**Peach**

[45] Date of Patent: **\*\* Dec. 6, 1994**

[54] **COMBINATION JUMP ROPE AND BELT**

[76] Inventor: **Jessica L. Peach**, 7949 S. Cedar Cir., Littleton, Colo. 80120

[\*\*] Term: **14 Years**

[21] Appl. No.: **939,624**

[22] Filed: **Aug. 31, 1992**

[52] U.S. Cl. .... **D21/198; D2/634; D21/191**

[58] Field of Search ..... **D2/624, 634, 635; 482/82; 2/311; D21/191, 198, 59**

[56] **References Cited**

### U.S. PATENT DOCUMENTS

D. 30,972	6/1899	Goodridge	.....	D21/198
D. 73,755	11/1927	Mordt	.....	D21/198
30,922	5/1899	Deitsch	.....	D2/634
30,923	5/1899	Deitsch	.....	D2/634
1,189,307	7/1916	Stokes et al.	.....	482/82
1,817,616	8/1931	Goff	.....	482/82
2,223,174	11/1940	Hughes	.....	482/82
2,253,075	8/1941	Johnson	.....	482/82


*Primary Examiner*—Melvin B. Feifer  
*Assistant Examiner*—Philip Hyder  
*Attorney, Agent, or Firm*—Edwin H. Crabtree; Donald W. Margolis

### [57] CLAIM

The ornamental design for a combination jump rope and belt, as shown and described.

### DESCRIPTION

FIG. 1 is a front elevational view of a combination jump rope and belt showing my new design;  
FIG. 2 is a rear elevational view thereof;  
FIG. 3 is a top elevational view thereof;  
FIG. 4 is bottom elevational view thereof;  
FIG. 5 is an end view thereof;  
FIG. 6 is an opposite end thereof;  
FIG. 7 is a perspective view of the combination jump rope and belt in its form as a jump rope; and,  
FIG. 8 is a front view of the combination jump rope and belt in its form as a belt.  
The broken line showing of the body parts is for illustrative purposes only and forms no part of the claimed design.



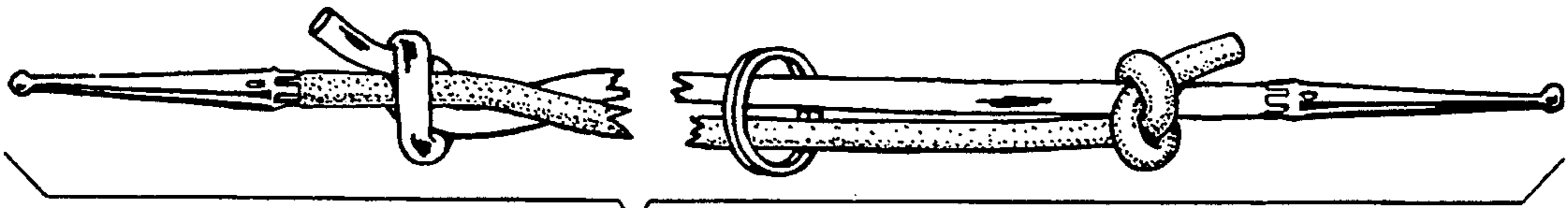


FIG. 1

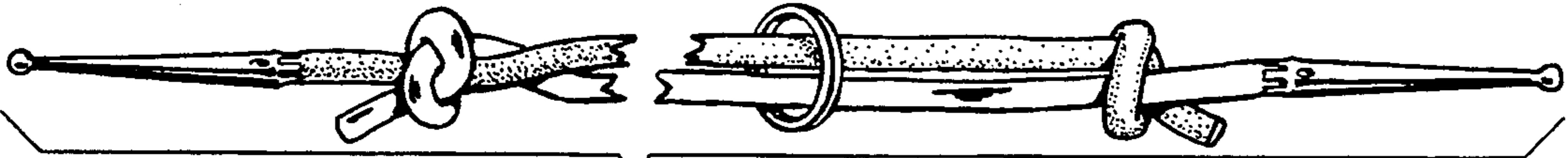


FIG. 2

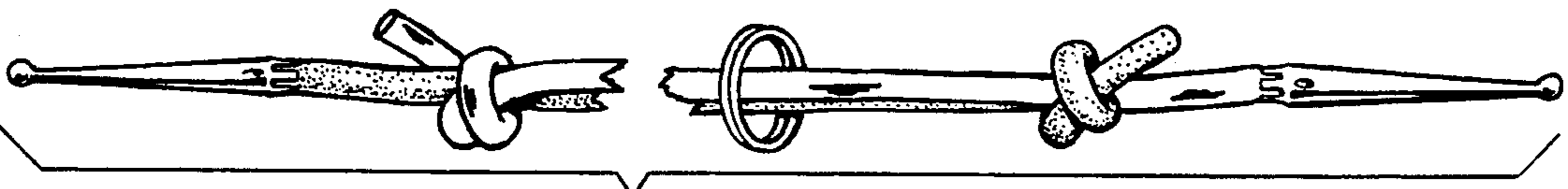


FIG. 3

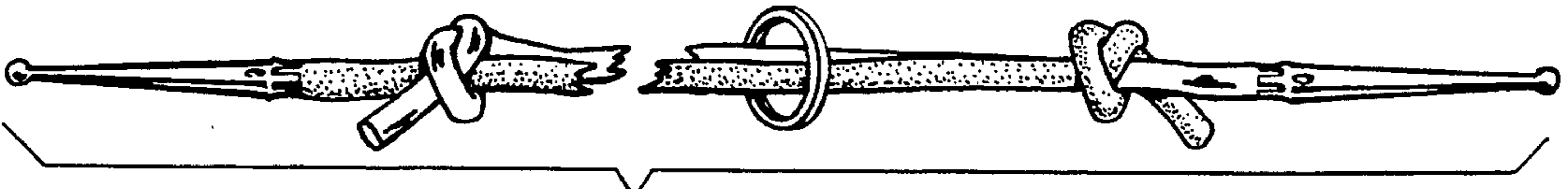


FIG. 4




FIG. 5




FIG. 6



FIG. 7



FIG. 8