



US00D353172S

# United States Patent [19]

[11] Patent Number: **Des. 353,172**

Gaut

[45] Date of Patent: **\*\* Dec. 6, 1994**

[54] **OUTER THIGH AND GLUTEAL MUSCLE EXERCISER**

[76] Inventor: **Eddie E. Gaut**, 9300 Willow Creek Dr., Apt. E, Gaithersburg, Md. 20879

[\*\*] Term: **14 Years**

[21] Appl. No.: **1,535**

[22] Filed: **Nov. 17, 1992**

[52] U.S. Cl. .... **D21/191**

[58] Field of Search ..... 482/124, 125, 121, 122, 482/123; D21/191, 198; D24/190, 192

[56] **References Cited**

**U.S. PATENT DOCUMENTS**

D. 332,980	2/1993	Wilson et al. ....	D21/191
2,224,103	12/1940	Nilson .....	482/124
2,498,006	2/1950	Ridill .....	482/124
3,819,177	6/1974	Spiro .....	482/122
4,815,731	3/1989	Suarez et al. ....	482/126
4,852,874	8/1989	Sleighter, III et al. ....	482/122
4,909,506	3/1990	Smith .....	482/124

**FOREIGN PATENT DOCUMENTS**

7605252	11/1977	Netherlands .....	482/122
---------	---------	-------------------	---------

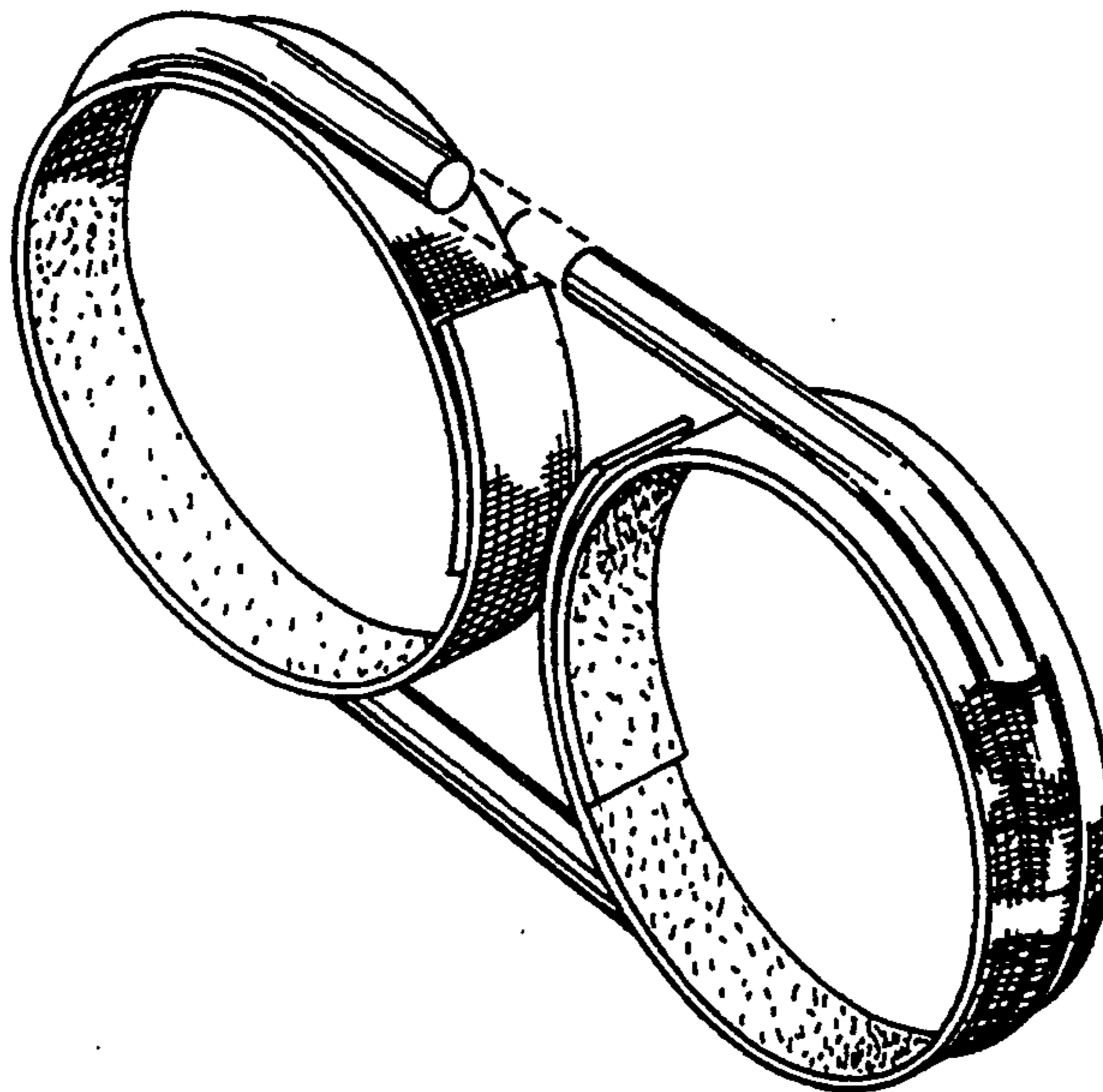
*Primary Examiner*—Bernard Ansher  
*Assistant Examiner*—Philip Hyder  
*Attorney, Agent, or Firm*—Michael W. York

[57] **CLAIM**

The ornamental design for an outer thigh and gluteal muscle exerciser, as shown and described.

**DESCRIPTION**

FIG. 1 is a top, front, left end perspective view of an outer thigh and gluteal muscle exerciser showing my new design, the broken line showing is for illustrative purposes only and forms no part of the claimed design; FIG. 2 is a top, front, right end perspective view thereof, the broken line showing is for illustrative purposes only and forms no part of the claimed design; FIG. 3 is a top plan view thereof, the broken line showing is for illustrative purposes only and forms no part of the claimed design; FIG. 4 is a bottom plan view thereof; FIG. 5 is a front elevational view thereof, the broken line showing is for illustrative purposes only and forms no part of the claimed design, the rear elevational view being a mirror image thereof; and, FIG. 6 is a side elevational view thereof, the elevational view of the opposite side being a mirror image of the side shown.



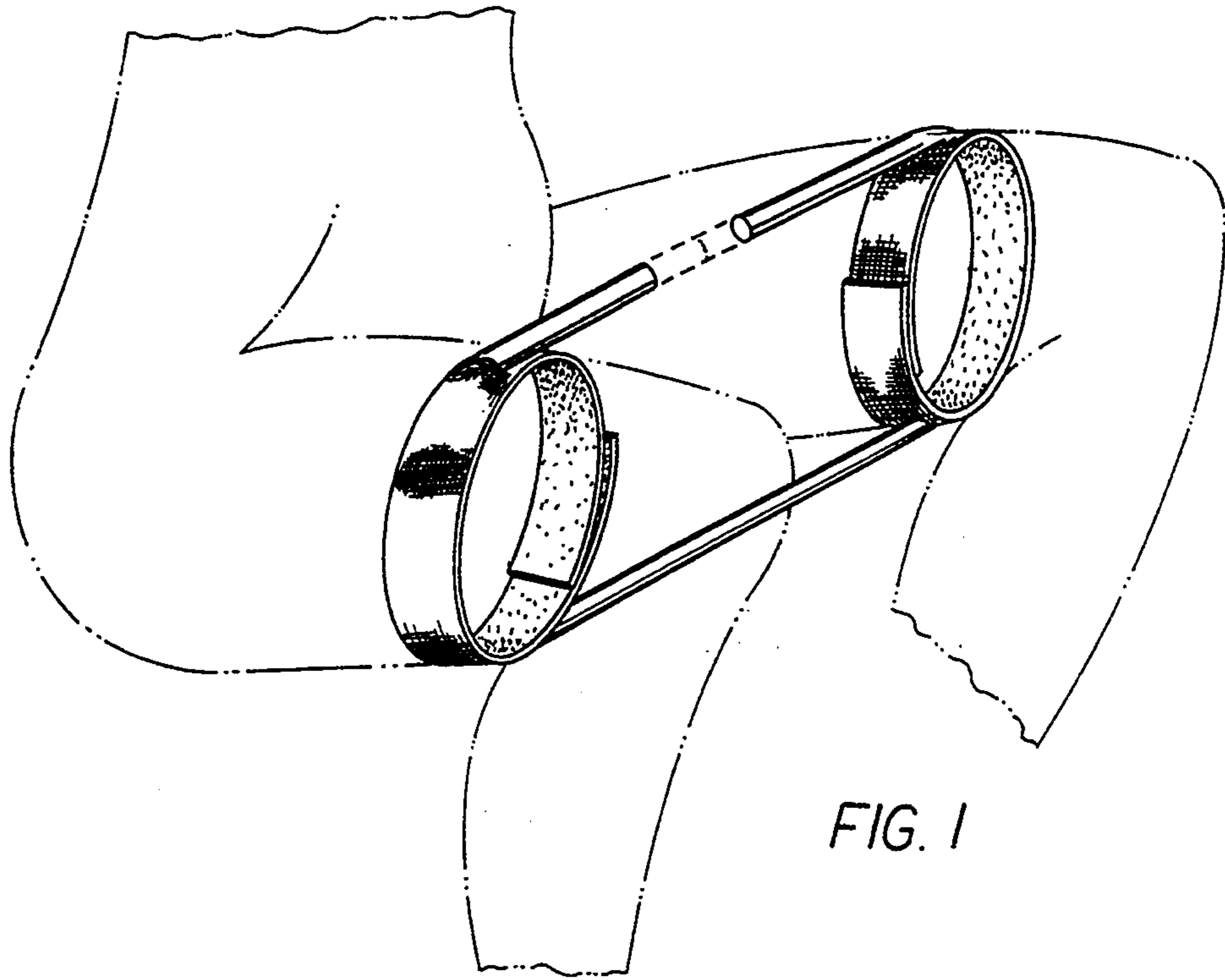


FIG. 1

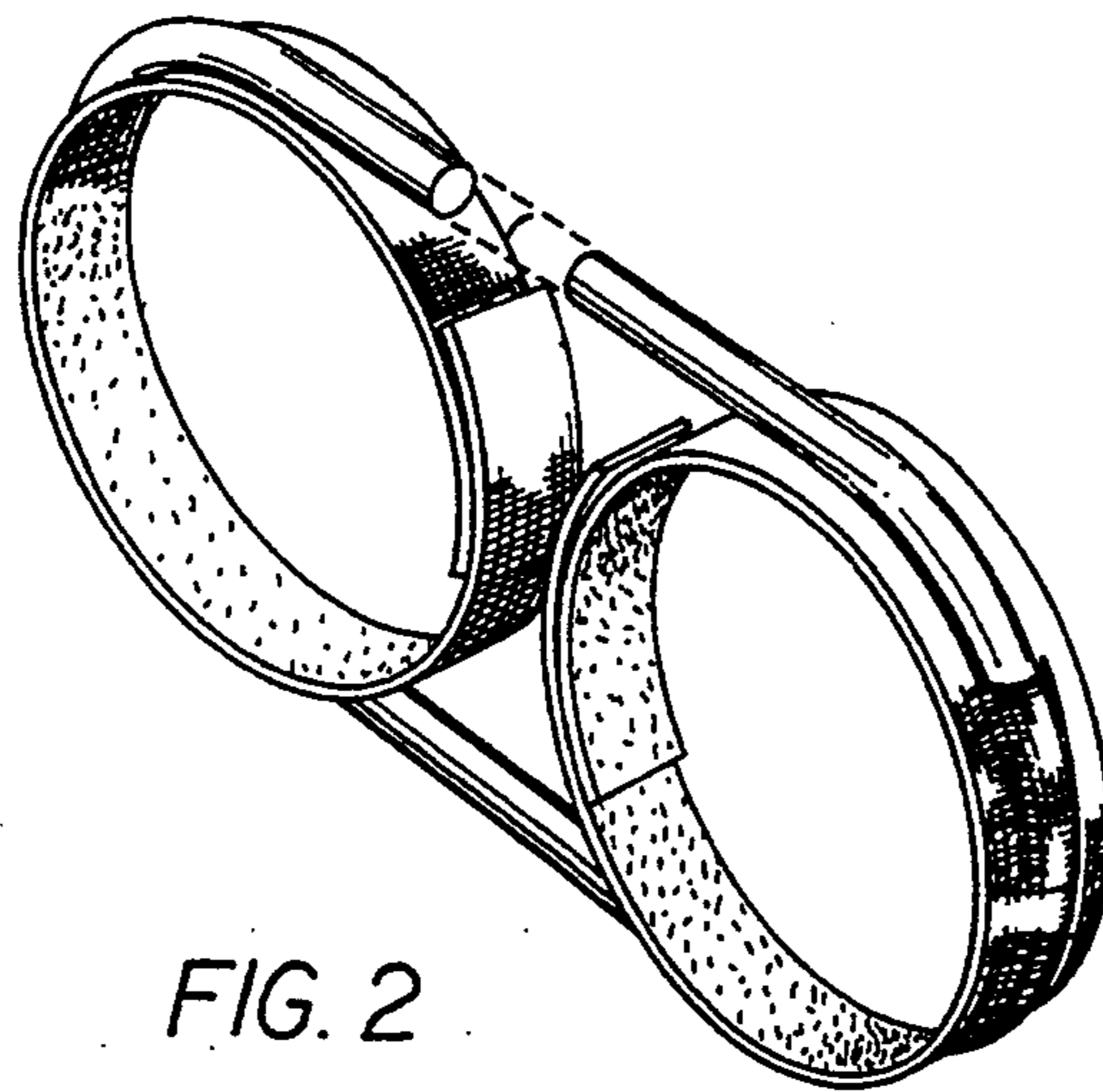


FIG. 2



FIG. 3



FIG. 4

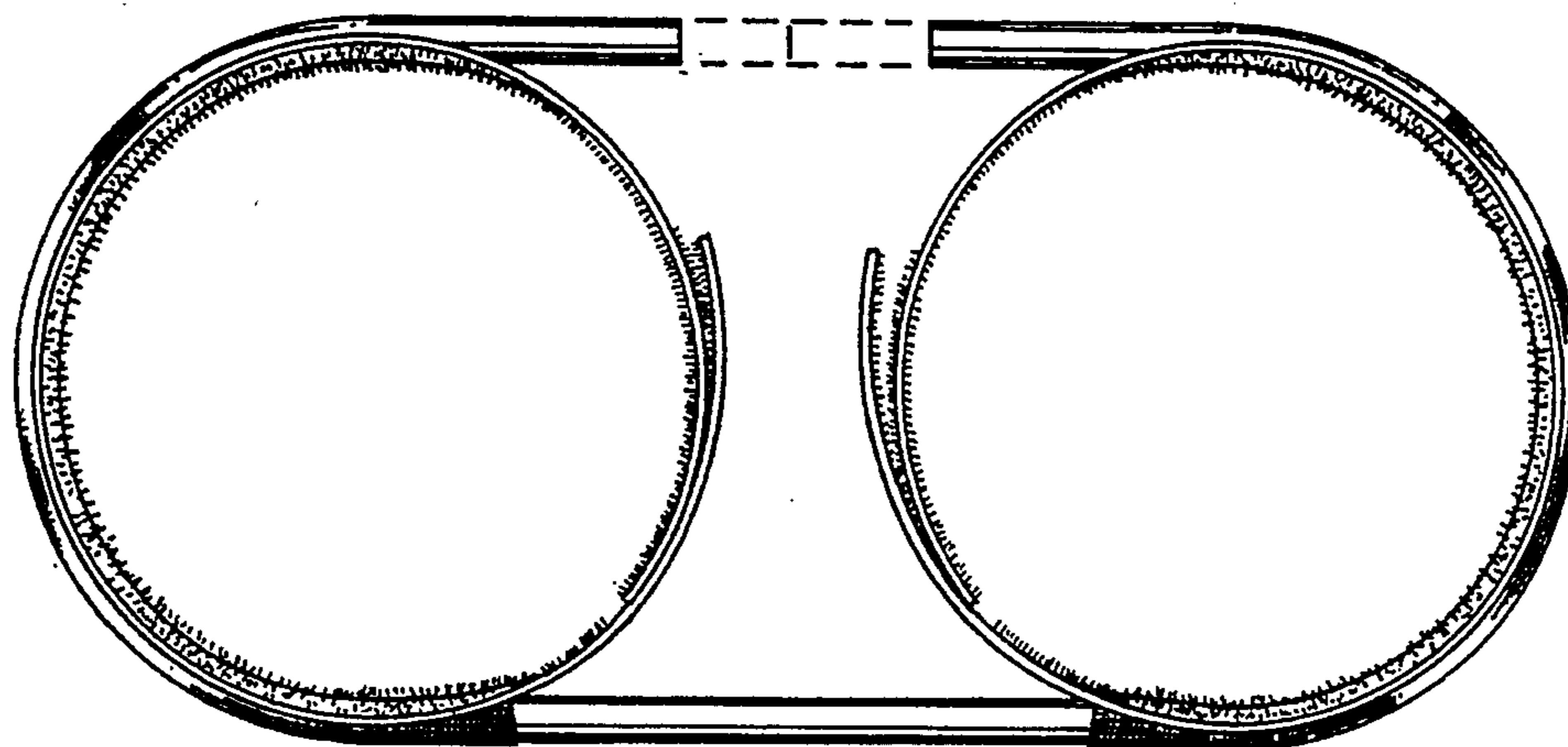


FIG. 5




FIG. 6