



US00D353137S

# United States Patent [19]

[11] Patent Number: **Des. 353,137**

**DeArkland**

[45] Date of Patent: **\*\* Dec. 6, 1994**

[54] **FACE PANEL FOR A COIN TELEPHONE BOX**

[76] Inventor: **James R. DeArkland**, 8119 Buena Fortuna, Carpinteria, Calif. 93013

[\*] Notice: The portion of the term of this patent subsequent to Jul. 27, 2007 has been disclaimed.

[\*\*] Term: **14 Years**

[21] Appl. No.: **9,712**

[22] Filed: **Jun. 21, 1993**

[52] U.S. Cl. .... **D14/146**

[58] Field of Search ..... 379/146, 150, 153, 419, 379/420, 428, 434-436, 440; D14/140, 142, 146, 240, 241, 100; D25/16

[56] **References Cited**

**U.S. PATENT DOCUMENTS**

D. 197,974	4/1964	Dreyfuss	.....	D14/146
D. 229,426	11/1973	Janda et al.	.....	D14/146
D. 229,836	1/1974	Wollet	.....	D14/146
D. 242,723	12/1976	Jackson	.....	D14/241
D. 257,631	12/1980	Le Cornu	.....	D14/241
D. 266,927	11/1982	Illium, Jr. et al.	.....	D14/146

D. 285,305	8/1986	Liuzzo et al.	.....	D14/100
D. 331,063	11/1992	Pasierb	.....	D14/140 X
D. 337,766	7/1993	DeArkland	.....	D14/146
D. 338,006	8/1993	DeArkland	.....	D14/146
D. 338,886	8/1993	DeArkland	.....	D14/146
5,134,654	7/1992	McGough	.....	379/441 X

*Primary Examiner*—Nelson C. Holtje  
*Assistant Examiner*—Jeffrey Asch  
*Attorney, Agent, or Firm*—Philip D. Junkins

[57] **CLAIM**

The ornamental design for a face panel for a coin telephone box, as shown and described.

**DESCRIPTION**

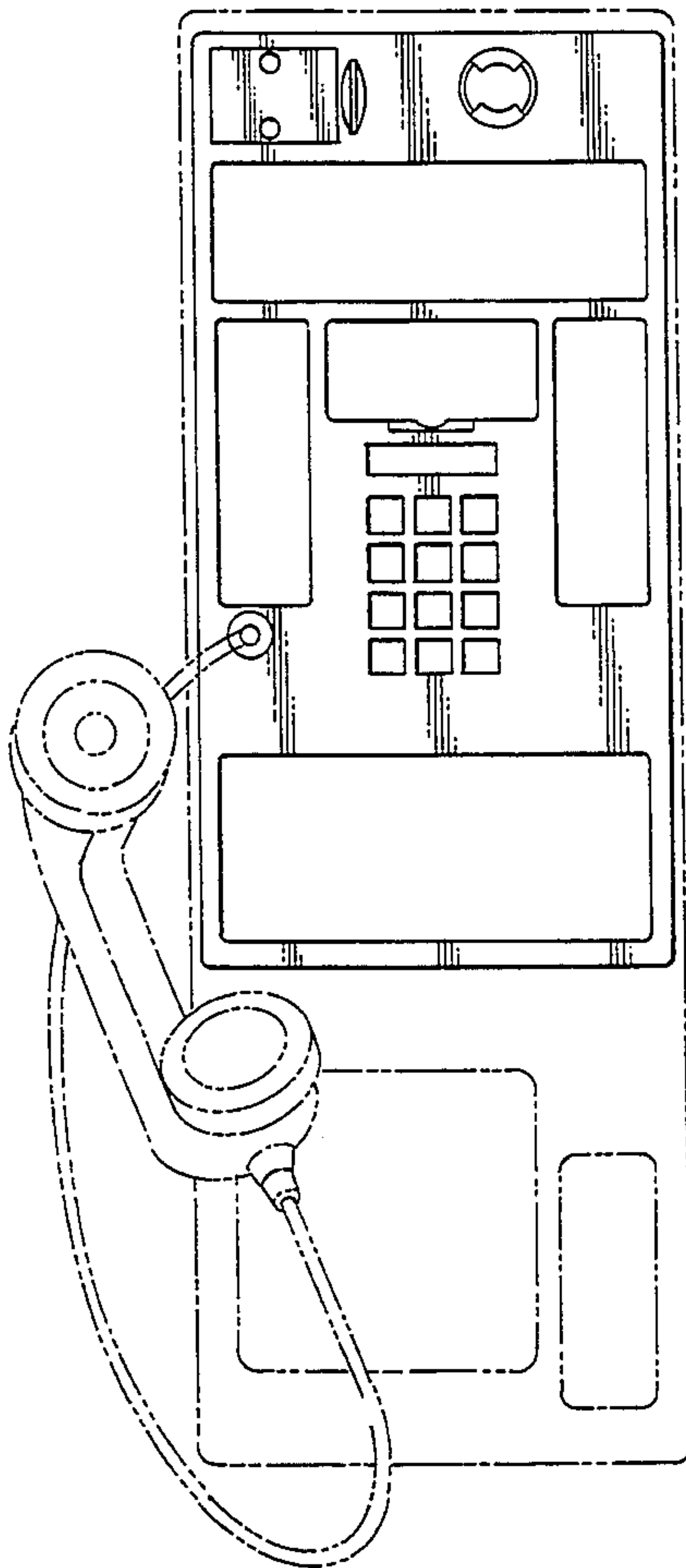
FIG. 1 is a front elevation view of a face panel for a coin telephone box showing my new design with the box and its coin return and coin storage sections, and the telephone transmitter-receiver instrument and cord, shown in phantom outline;

FIG. 2 is a rear elevation view thereof;

FIG. 3 is a side elevation view thereof, the opposite side being a mirror image; and,

FIG. 4 is a bottom view thereof, the top being a mirror image.

The broken line showings in FIG. 1 are for illustrative purposes only and form no part of the claimed design.



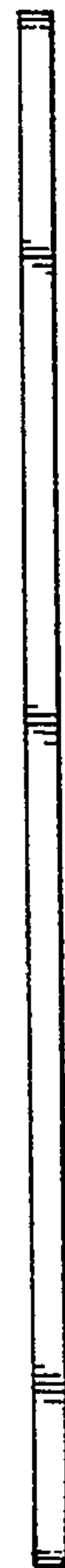
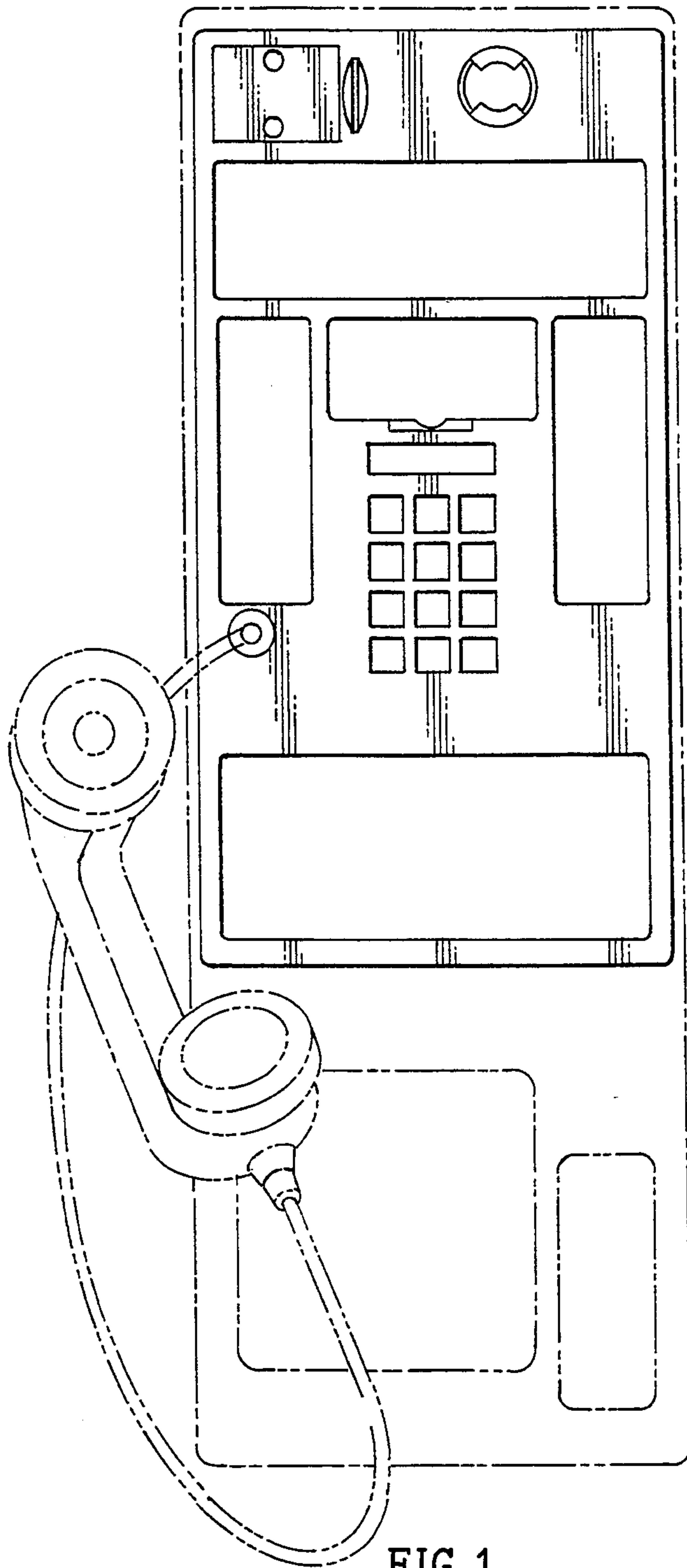


FIG. 3.

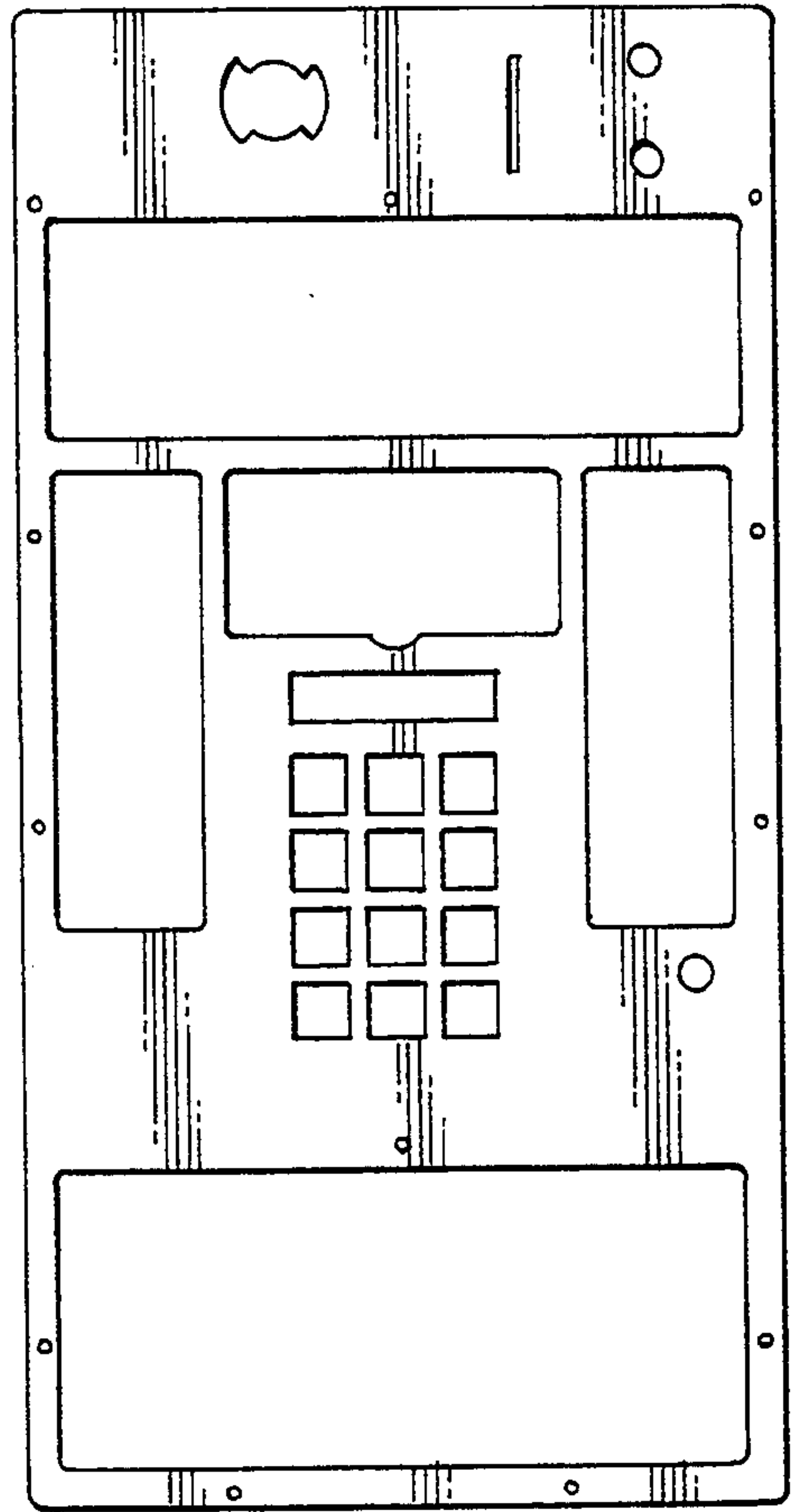


FIG. 2.

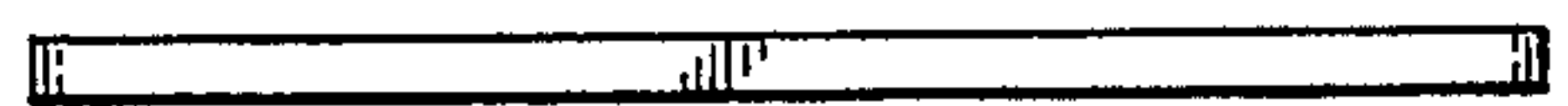


FIG. 4.