



US00D353107S

# United States Patent [19]

[11] Patent Number: **Des. 353,107**

**Ricci**

[45] Date of Patent: **\*\* Dec. 6, 1994**

[54] **WRIST WATCH**

[76] Inventor: **Stefano Ricci**, 11 Via Col di Lana,  
I-00195 Roma RM, Italy

[\*\*] Term: **14 Years**

[21] Appl. No.: **711,732**

[22] Filed: **Jun. 7, 1991**

[30] **Foreign Application Priority Data**

Dec. 19, 1990 [IT] Italy ..... 36156/90[U]

[52] U.S. Cl. .... **D10/32; D10/128**

[58] Field of Search ..... 368/276, 277, 280-286,  
368/107-112, 223, 228, 232, 238-242, 294-296,  
327; D10/30-39, 122-126, 128

[56] **References Cited**

**U.S. PATENT DOCUMENTS**

D. 259,186 5/1981 Perrin ..... D10/32

D. 267,478 1/1983 Kanoui ..... D10/32  
D. 268,332 3/1983 Weil ..... D10/32  
D. 317,413 6/1991 Veronesi ..... D10/32  
D 326,821 6/1992 Wuest ..... D10/38 X  
4,862,436 8/1989 Harilela ..... 338/282


*Primary Examiner*—Martie Thompson  
*Attorney, Agent, or Firm*—Browdy and Neimark

[57] **CLAIM**

The ornamental design for a wrist watch, as shown and described.

**DESCRIPTION**

FIG. 1 is a front elevational view of a wrist watch showing my new design;  
FIG. 2 is a rear elevational view;  
FIG. 3 is a right side elevational view;  
FIG. 4 is a rear elevational view with the strap removed for convenience of illustration; and,  
FIG. 5 is a top plan view of FIG. 4.






FIG 1

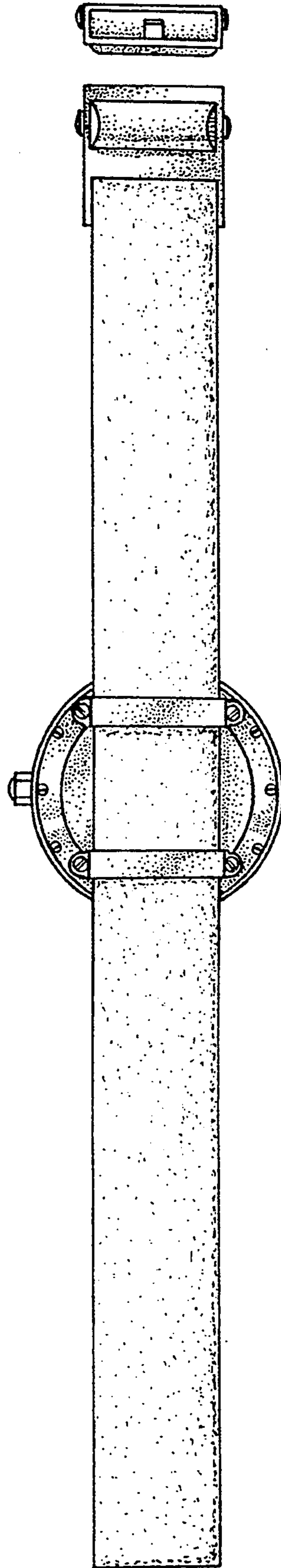
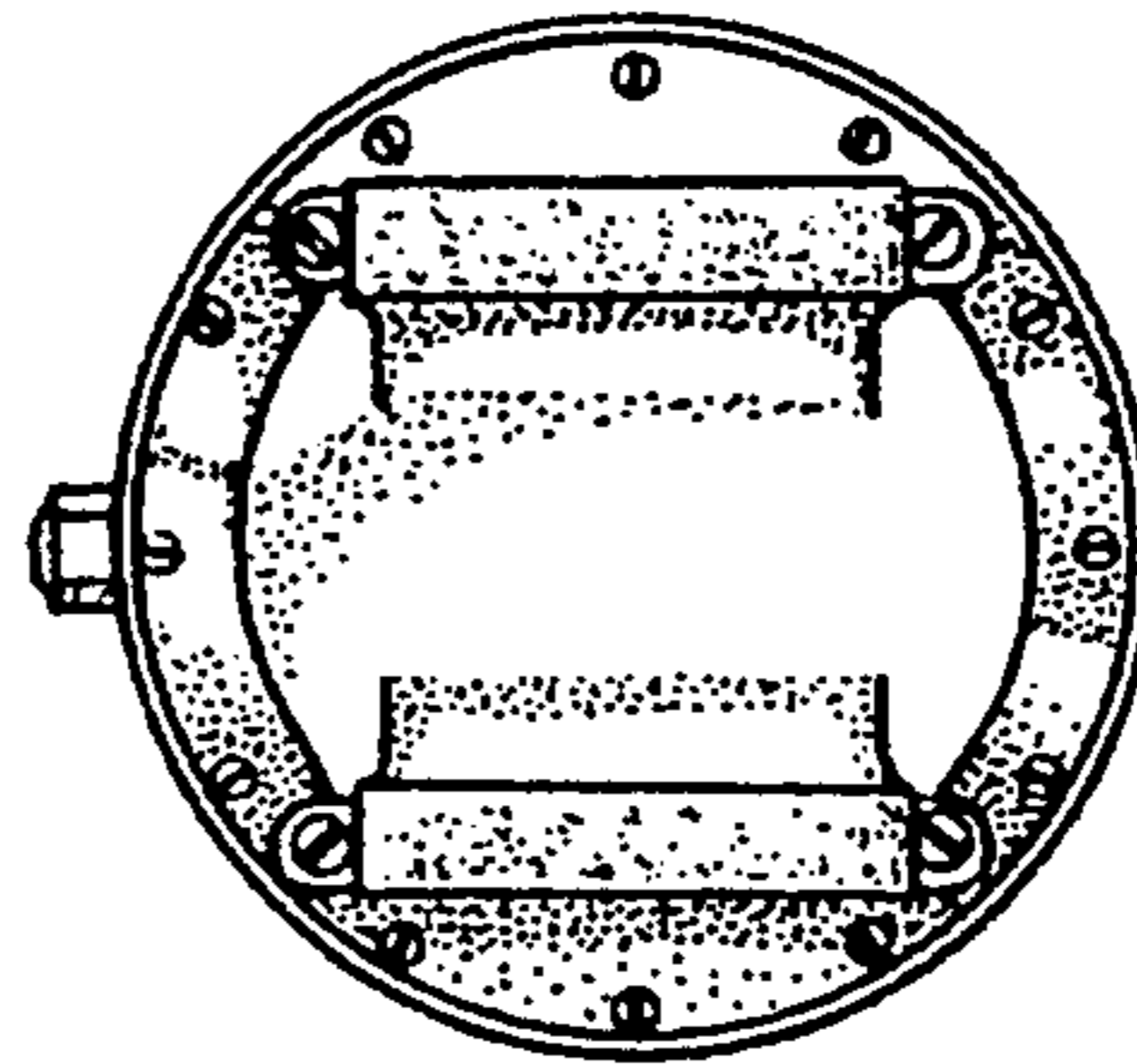



FIG 2



**FIG 3**



**FIG 4**



**FIG 5**