



US00D353105S

United States Patent [19]
Houlihan

[11] **Patent Number: Des. 353,105**
[45] **Date of Patent: ** Dec. 6, 1994**

[54] **DIGITAL WRISTWATCH CASE**
[75] **Inventor: John T. Houlihan, Watertown, Conn.**
[73] **Assignee: Timex Corporation, Middlebury, Conn.**
[**] **Term: 14 Years**
[21] **Appl. No.: 4,053**
[22] **Filed: Jan. 25, 1993**
[52] **U.S. Cl. D10/30; D10/38**
[58] **Field of Search 368/276-277, 368/280-282, 285; D10/1-40, 122-132**

D. 348,401 7/1994 Riley D10/38 X
D. 349,063 7/1994 Hanagata D10/39

OTHER PUBLICATIONS

Best Catalogue-1986/1987-Read. Aug. 1986-p. 97-- watch #17 at top-right.

*Primary Examiner-Nelson C. Holtje
Attorney, Agent, or Firm-William C. Crutcher*


CLAIM

The ornamental design for a digital wristwatch case, as shown and described.

DESCRIPTION

FIG. 1 is a top plan view of my digital wristwatch case; FIG. 2 is a left side elevational view thereof; FIG. 3 is a right side elevational view thereof; FIG. 4 is a rear end elevational view thereof; FIG. 5 is a front end elevational view thereof; and, FIG. 6 is a bottom plan view thereof.

[56] **References Cited**
U.S. PATENT DOCUMENTS
D. 295,729 5/1988 Suzuki D10/39
D. 327,443 6/1992 Sugita D10/38
D. 346,975 5/1994 Houlihan D10/30 X






Fig. 4

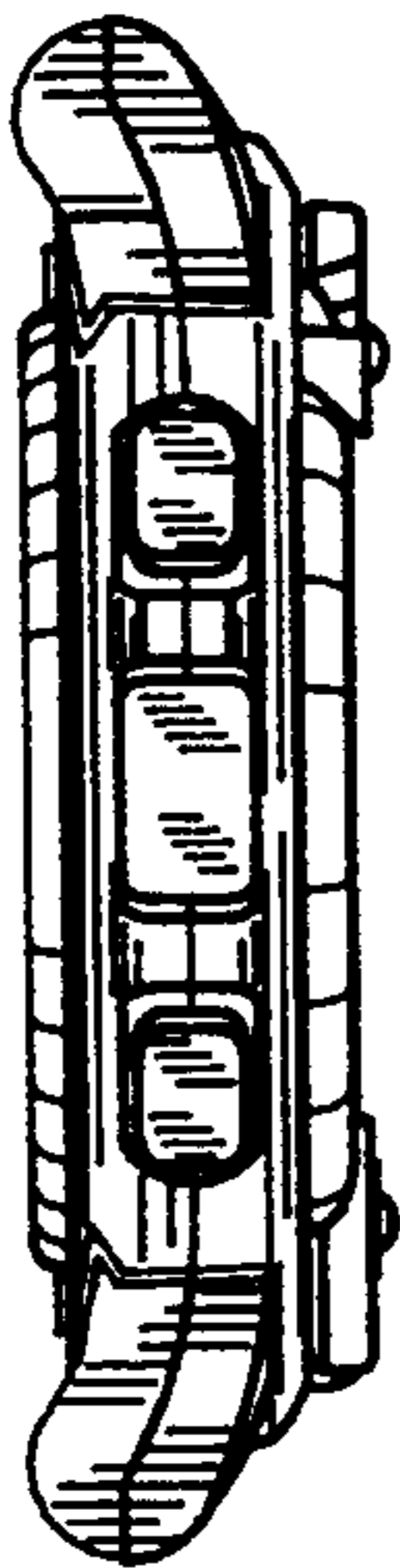


Fig. 2




Fig. 1

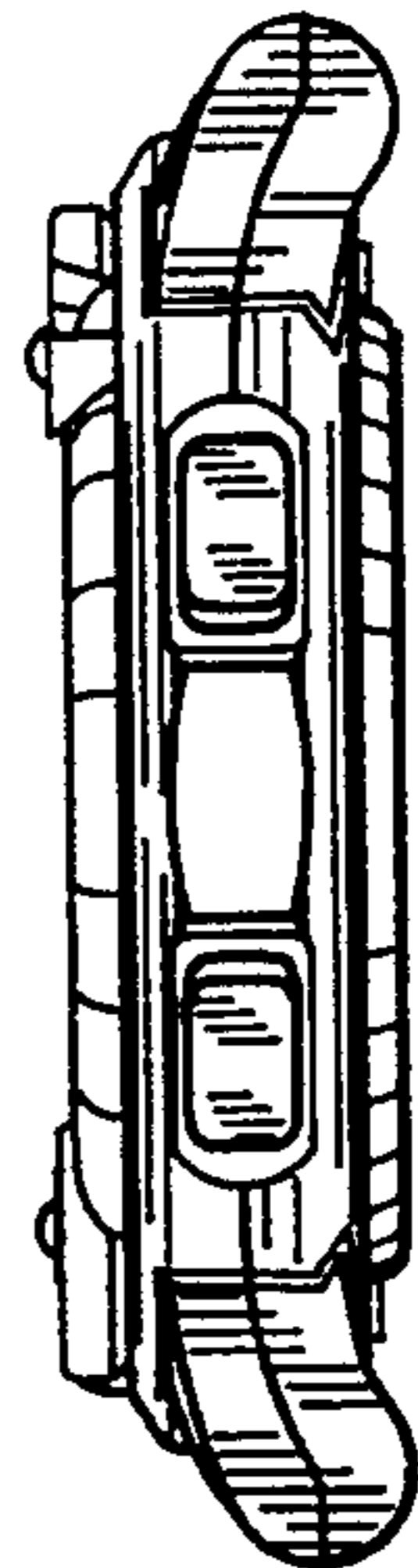


Fig. 3




Fig. 5

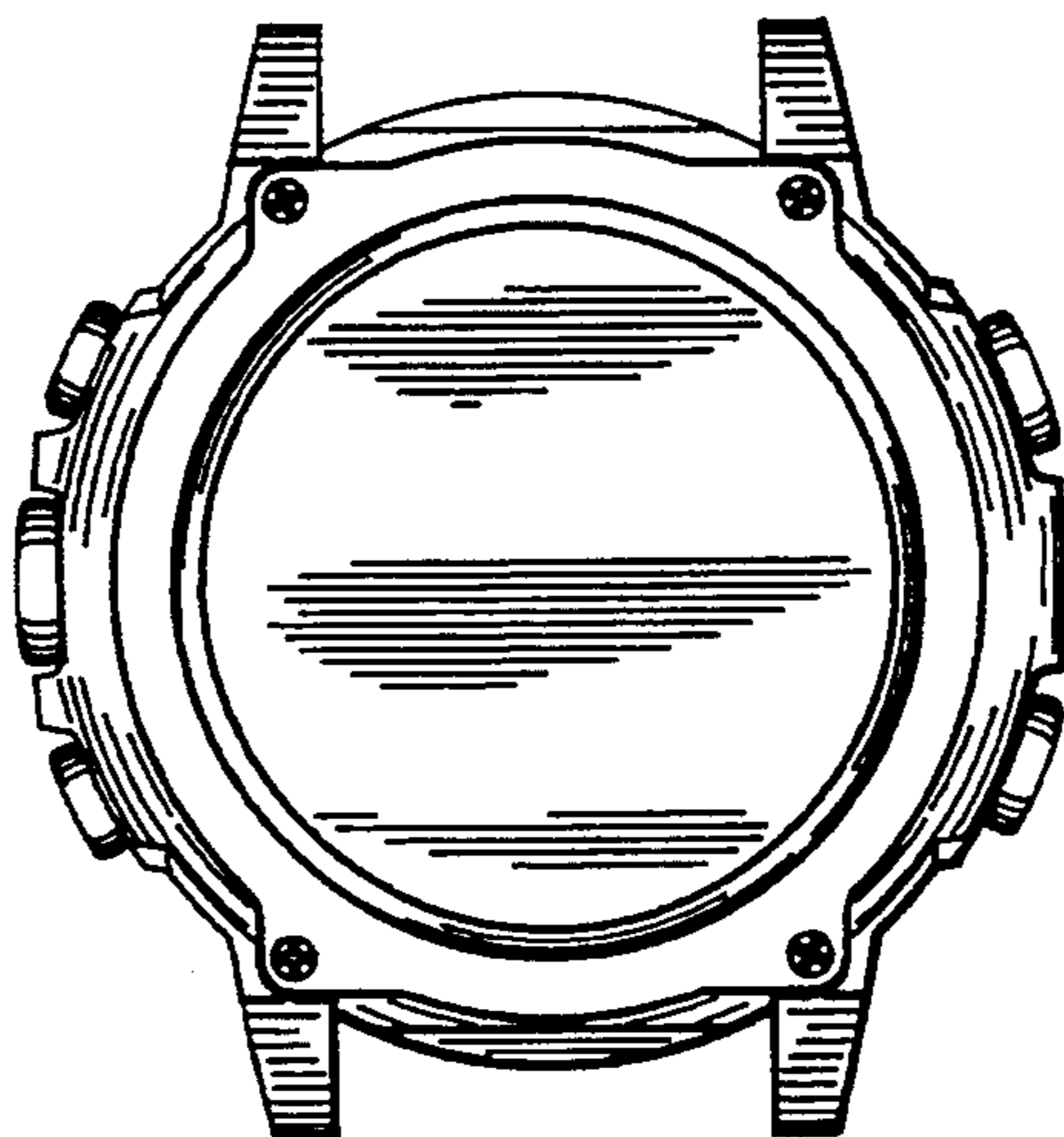


Fig. 6