



US00D353077S

United States Patent [19]

[11] Patent Number: **Des. 353,077**

Hollström et al.

[45] Date of Patent: **** Dec. 6, 1994**

[54] **PARTY PLATE**

[76] Inventors: **Gunnar Hollström, Jakob Westinsgatan 6,, 112 20 Stockholm, Sweden; Ulf Lamby, Pilgatan 15, 112 23 Stockholm, Sweden**

[**] Term: **14 Years**

[21] Appl. No.: **10,823**

[22] Filed: **Jul. 20, 1993**

[30] **Foreign Application Priority Data**

Feb. 1, 1993 [SE] Sweden 93-0239

[52] U.S. Cl. **D7/553; D7/550**

[58] Field of Search **D7/500, 505, 507, 543, D7/546, 549, 550, 552, 553, 554, 555, 557, 563; D9/341, 347; 206/564; 220/575, 579, 475, 555, 556, 608, 669, 737, 738, 427, 553; 229/2.5 R**

[56] **References Cited**

U.S. PATENT DOCUMENTS

D. 264,420 5/1982 Beckerman et al. D9/347 X
D. 286,344 10/1986 Hughes, Jr. D7/553 X

D. 286,481 11/1986 Ritman D7/543
D. 308,461 6/1990 Hosea D7/507 X
D. 308,497 6/1990 Roche D7/549 X
D. 312,358 11/1990 Horne D7/550 X
D. 316,499 4/1991 Coffey D7/543 X
D. 339,507 9/1993 Ancona et al. D7/553 X
3,148,369 9/1964 Bloomquist et al. D7/553 X
4,867,331 9/1989 Task D7/553 X
4,989,846 2/1991 Quinn D7/505 X

Primary Examiner—Alan P. Douglas

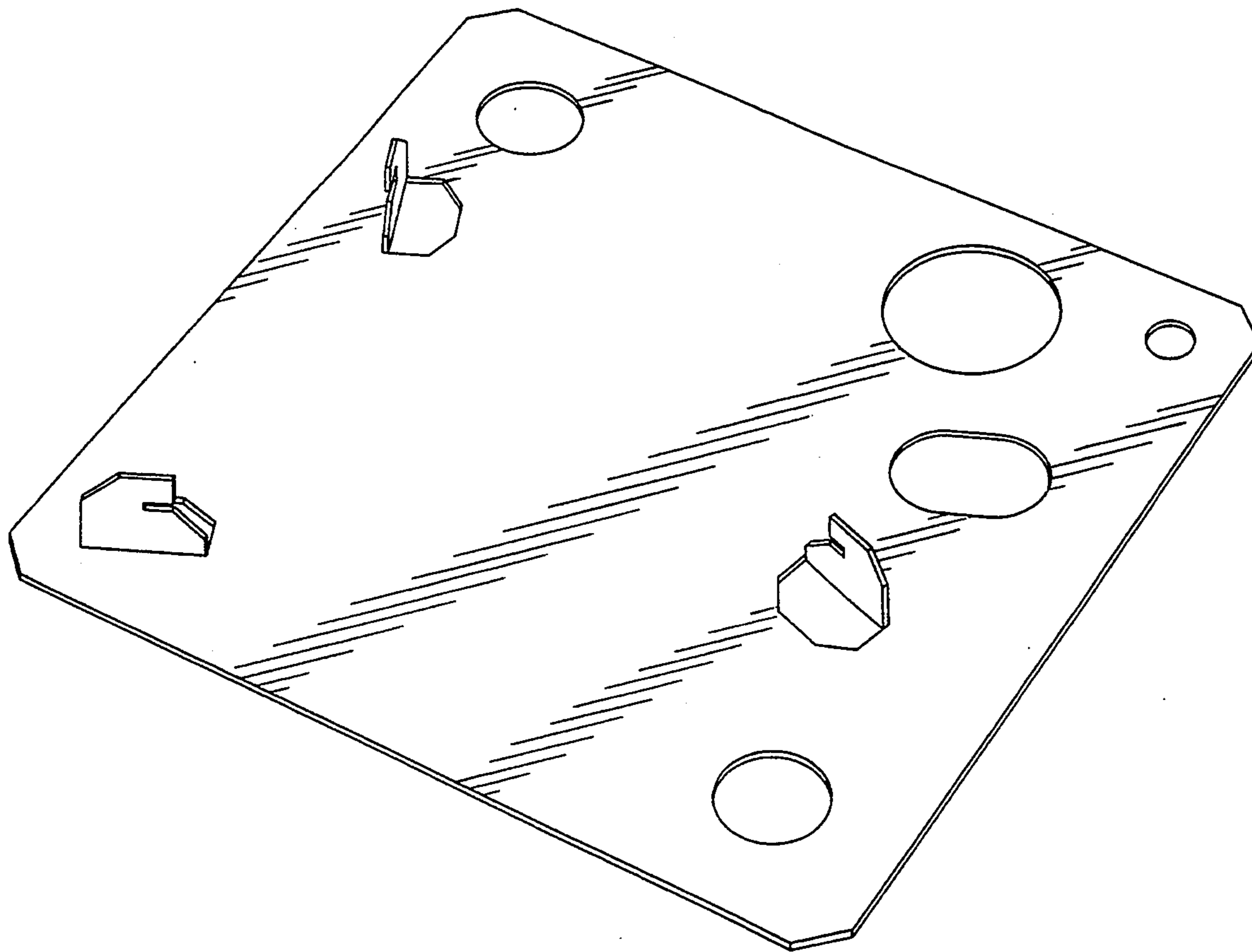
Assistant Examiner—M. N. Pandozzi

[57] **CLAIM**

The ornamental design for a party plate, as shown and described.

DESCRIPTION

FIG. 1 is a perspective view of a party plate showing our new design, with plate holders provided thereby shown in their normal operating condition bent away from a body of the party plate; and, FIG. 2 is a top plan view of the party plate showing our new design, with the plate holders cut-out but co-planar with the body of the party plate, the bottom plan view being identical.



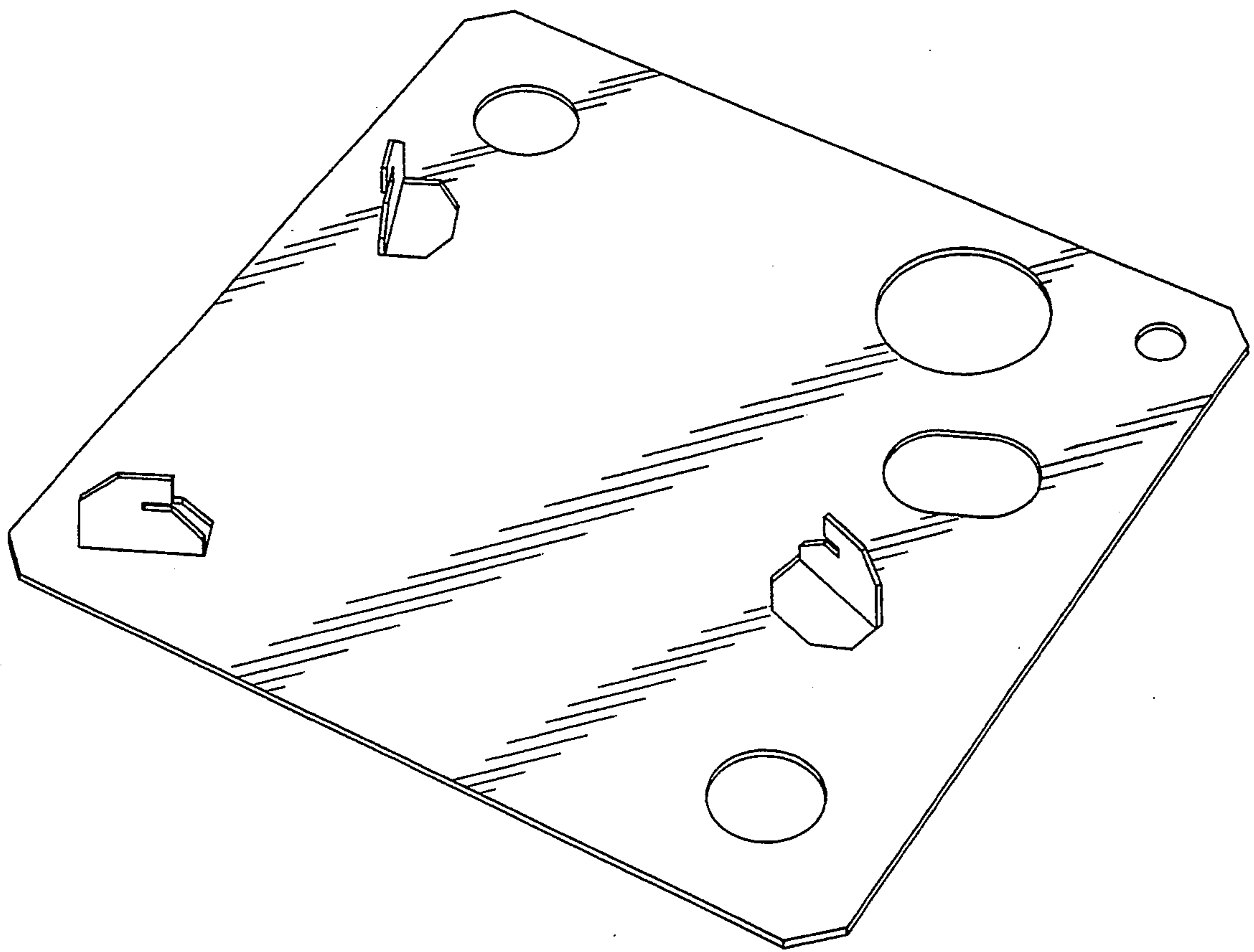


FIG. 1

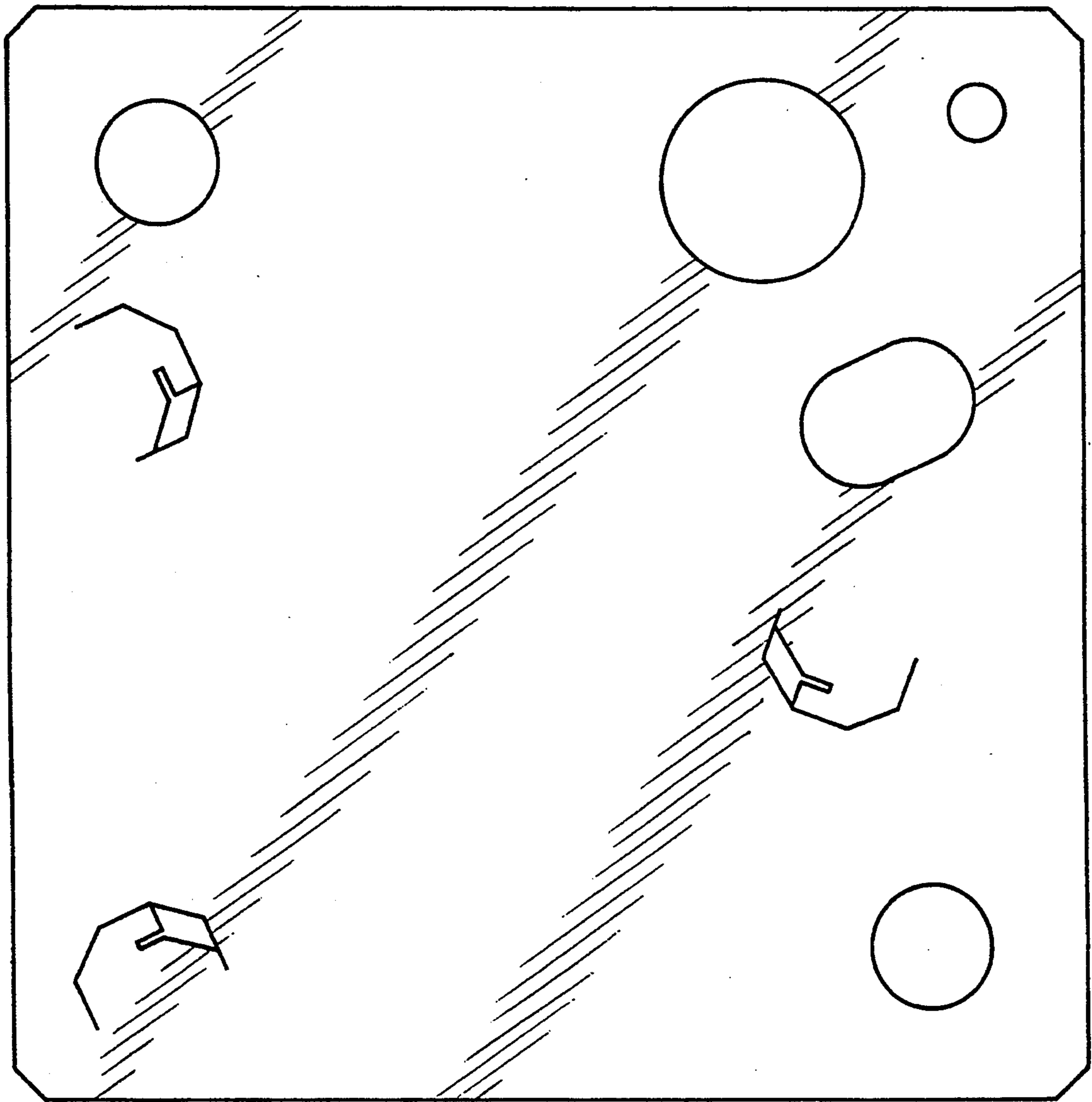


FIG. 2