



US00D353076S

United States Patent [19]

[11] Patent Number: **Des. 353,076**

Barnes

[45] Date of Patent: **** Dec. 6, 1994**

[54] MUG

[76] Inventor: **Michael J. Barnes, 304 W. 1st Ave., Barrington, N.J. 08007**

[**] Term: **14 Years**

[21] Appl. No.: **6,551**

[22] Filed: **Mar. 31, 1993**

[52] U.S. Cl. **D7/533; D7/509**

[58] Field of Search **D7/514, 560, 533, 535, D7/536, 509, 396.2, 396.3, 510, 511, 512, 500, 503, 505, 507, 509, 522, 523, 524; 220/673, 675**

[56] **References Cited**

U.S. PATENT DOCUMENTS

D. 30,008	1/1899	Albachary	D7/536
D. 180,630	7/1957	Warsager	D7/509
D. 287,322	12/1986	Martin	D7/536
3,700,146	10/1972	Cousins et al.	D7/533 X

OTHER PUBLICATIONS

Glass #2, Home Furnishings Daily, Mar. 7, 1960 Sec 1 p. 24.

Coffee Mug, Housewares Review, 6/1960 p. 40.

Mug [Row 5 Far right] Gift and Tableware Reporter p. 19 2/3/1964.

Mug (Bottom left) Housewares Review, Jan. 1966 p. 168.

Pitcher, Tableware International, 4/1973 p. 29.

Footed Mug #1872 "Hall Service China" Catalog #SM-373 p. 3.

Primary Examiner—Alan P. Douglas

Assistant Examiner—M. N. Pandozzi

Attorney, Agent, or Firm—Hugh E. Smith

[57] **CLAIM**

The ornamental design for a mug, as shown and described.

DESCRIPTION

FIG. 1 is a front elevational view of the mug showing my new design;

FIG. 2 is a rear elevational view thereof;

FIG. 3 is a left side elevational view thereof;

FIG. 4 is a right side elevational view thereof;

FIG. 5 is a top plan view thereof; and,

FIG. 6 is a bottom plan view thereof.




FIG. 1




FIG. 2

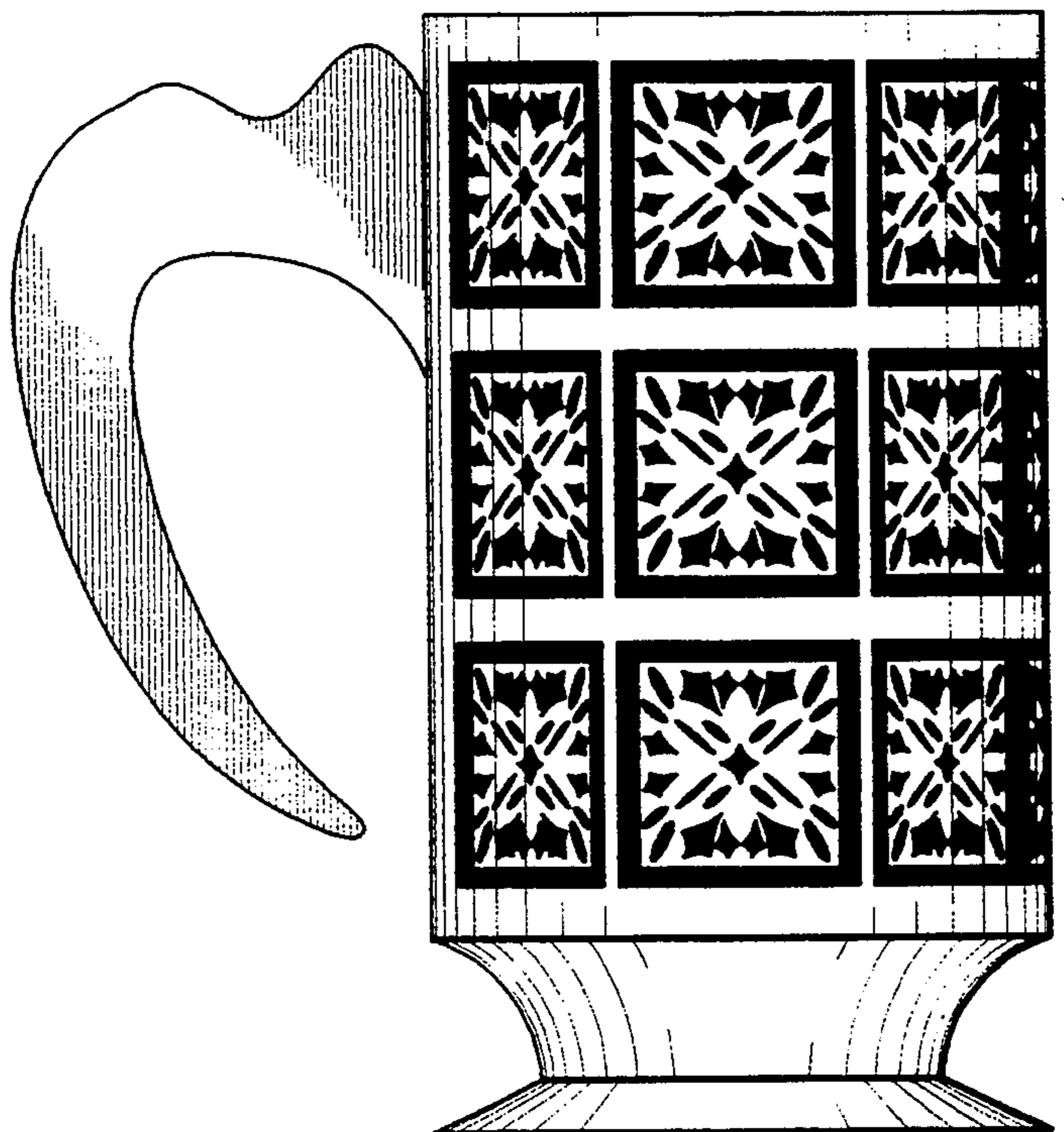


FIG. 3




FIG. 4




FIG. 5

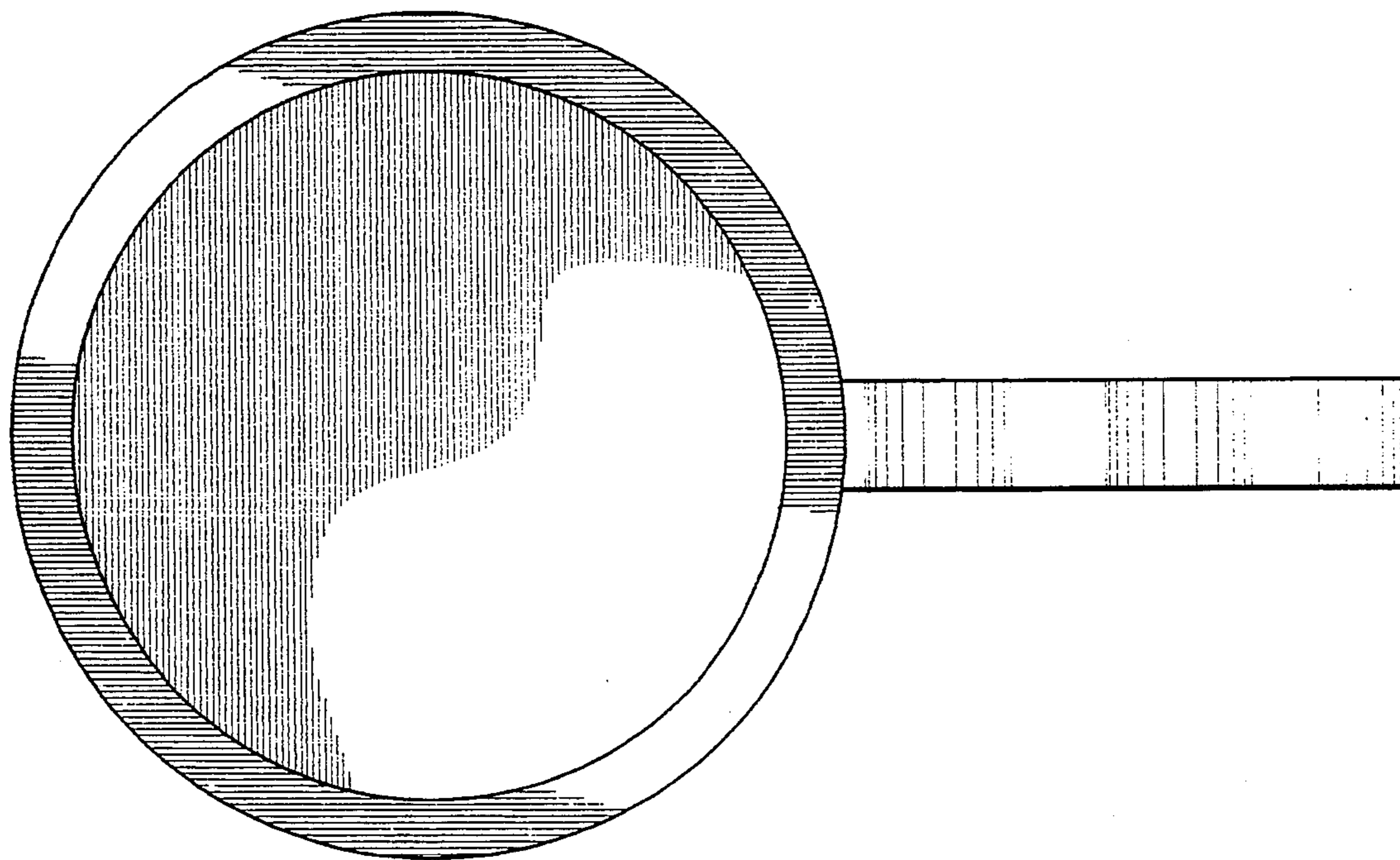


FIG. 6

