



US00D353072S

United States Patent [19]

[11] Patent Number: **Des. 353,072**

Cornell, Jr. et al.

[45] Date of Patent: **** Dec. 6, 1994**

[54] MATTRESS COVER PAD

[75] Inventors: **Harry M. Cornell, Jr., Joplin, Mo.;**
Michael J. Gribetz, Fort Lauderdale,
Fla.

[73] Assignee: **L&P Property Management**
Company, Chicago, Ill.

[**] Term: **14 Years**

[21] Appl. No.: **1,541**

[22] Filed: **Nov. 17, 1992**

[52] U.S. Cl. **D6/596; D6/595**

[58] Field of Search **D6/595, 596; 5/499,**
5/500, 502, 495, 486; D2/719

[56] References Cited

U.S. PATENT DOCUMENTS

D. 102,970	1/1937	Goodstein	D6/603
3,563,837	8/1968	Smith et al.	5/502
5,117,519	6/1992	Thomas	5/500

FOREIGN PATENT DOCUMENTS

2139405	5/1990	Japan	5/495
442583	2/1936	United Kingdom	5/486

Primary Examiner—Lisa P. Lichtenstein
Attorney, Agent, or Firm—Wood, Herron & Evans

[57] CLAIM

The ornamental design for a mattress cover pad, as shown and described.

DESCRIPTION

FIG. 1 is a perspective view of a mattress cover pad embodying our new design in use atop a mattress, the mattress being shown in broken lines for illustrative purposes only and forming no part of the claimed design;

FIG. 2 is a top plan view thereof, the bottom plan view being a mirror image thereof;

FIG. 3 is a side elevational view thereof, the opposite side being a mirror image thereof;

FIG. 4 is an end elevational view of one end thereof;

FIG. 5 is an end elevational view of the opposite end thereof;

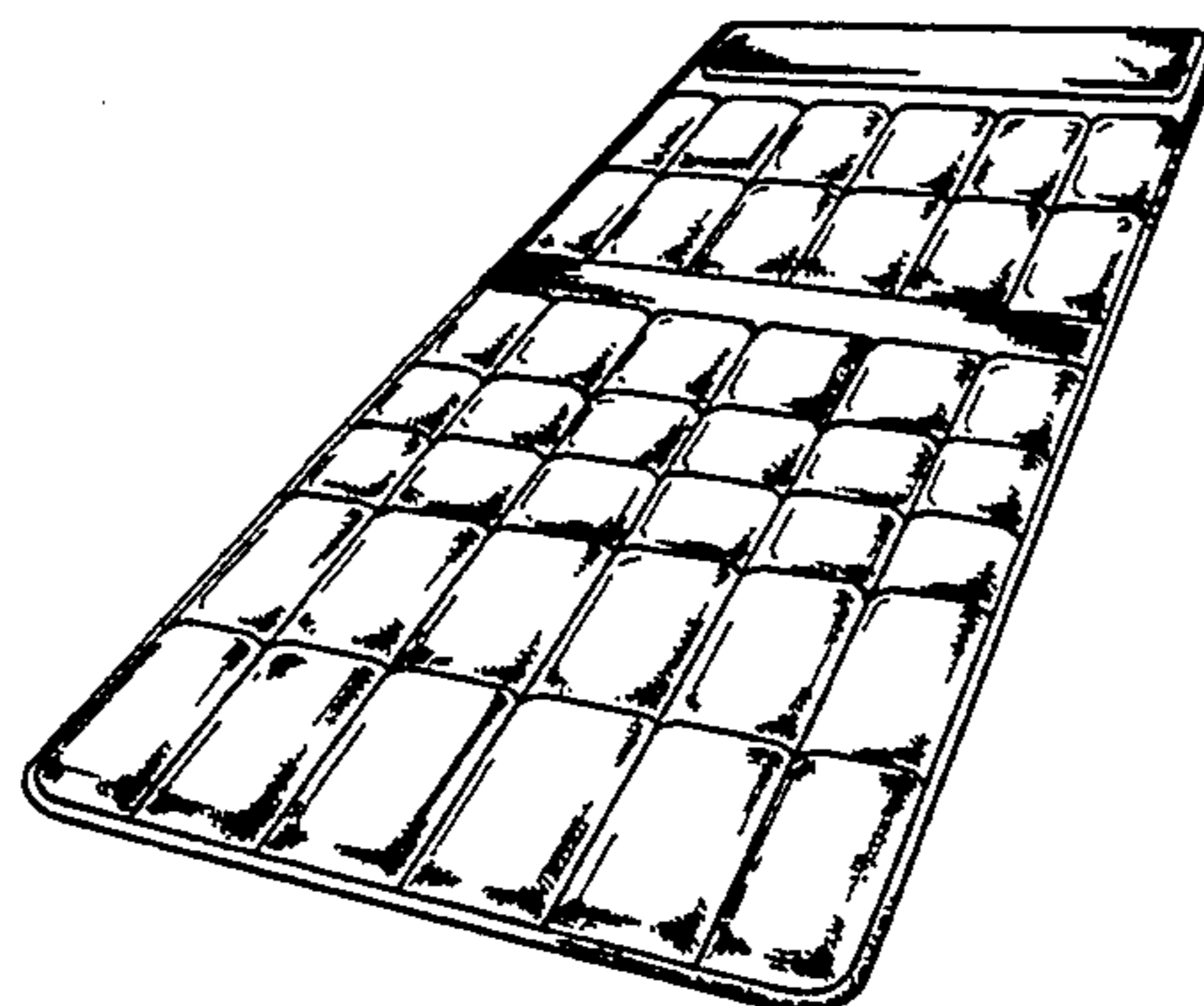

FIG. 6 is a perspective view of a second embodiment of the mattress cover pad showing our new design;

FIG. 7 is a top plan view of the modification illustrated in FIG. 6, the bottom plan view being a mirror image thereof;

FIG. 8 is a side elevational view of the modification illustrated in FIG. 6, the opposite side being a mirror image thereof; and,

FIG. 9 is an end elevational view of the modification illustrated in FIG. 6, the opposite end view of which is identical to the end elevation of FIG. 5.

The cross-hatching represents conventional fabric and is understood to extend throughout the areas represented.






FIG. 1

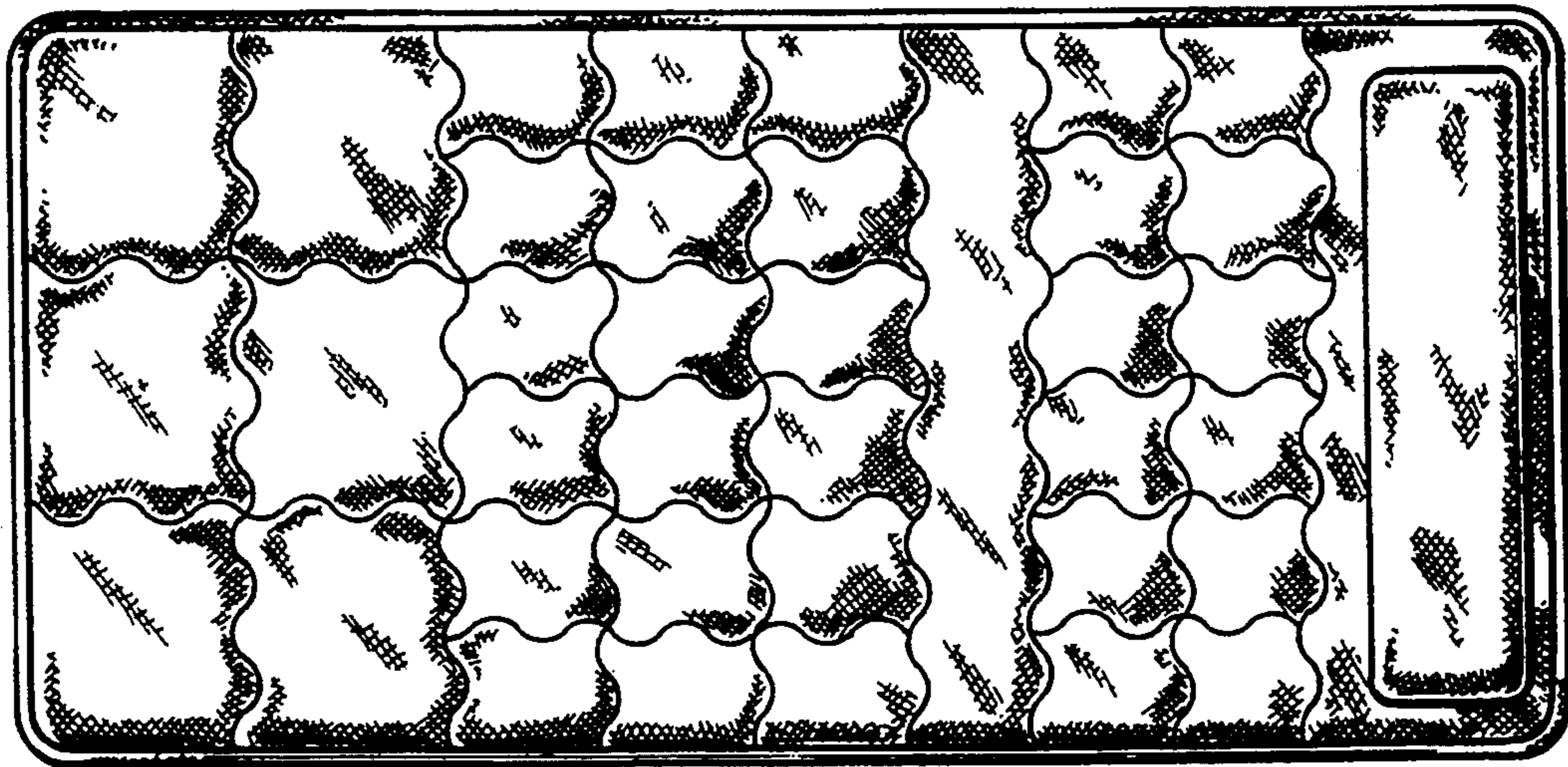


FIG. 2



FIG. 3



FIG. 4




FIG. 5

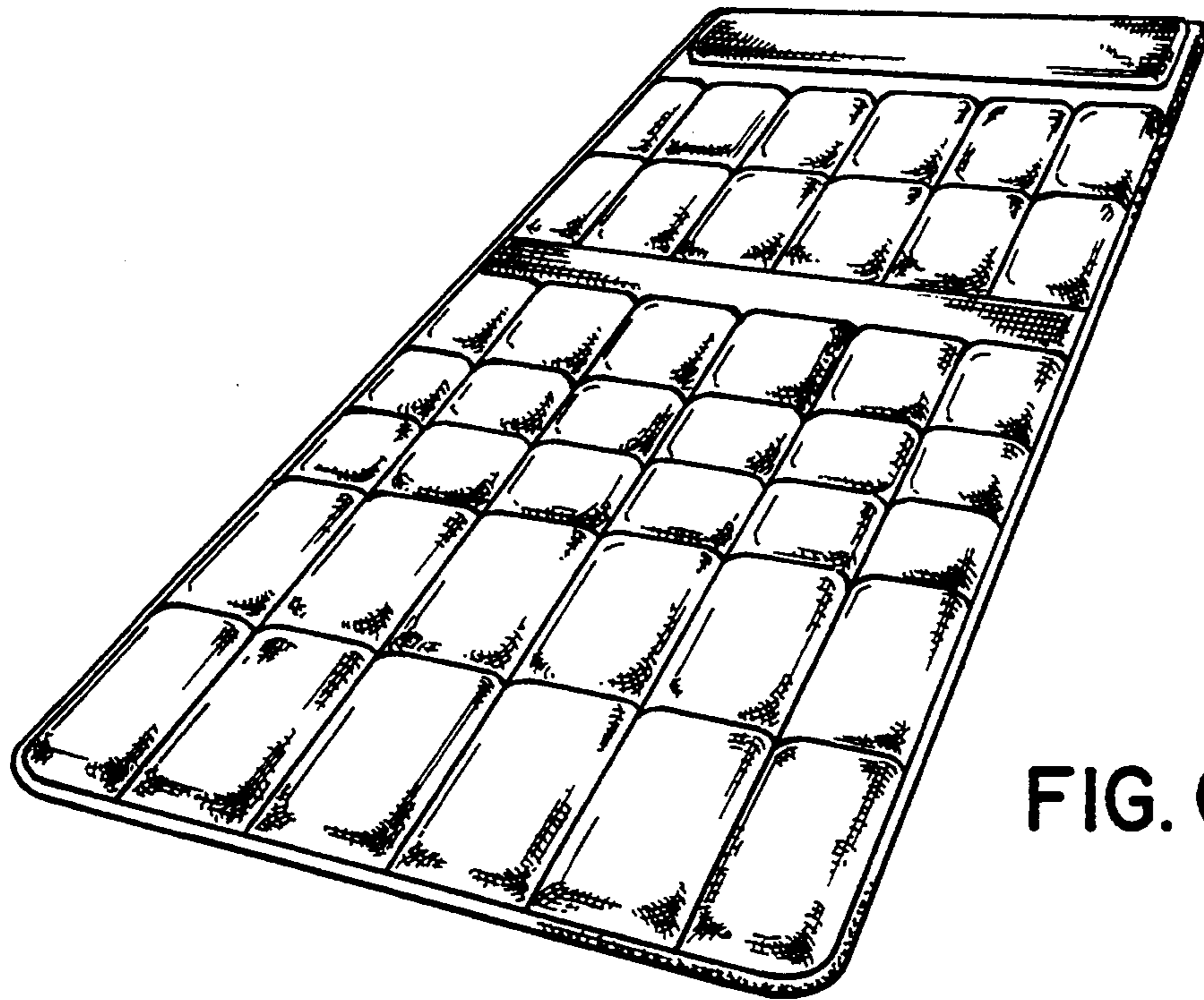


FIG. 6




FIG. 7



FIG. 8



FIG. 9