



US00D353071S

United States Patent [19]

[11] Patent Number: **Des. 353,071**

Roberts

[45] Date of Patent: **** Dec. 6, 1994**

[54] **COMBINED DOORMAT AND RAMP**

4,804,570 2/1989 Bedics 15/217 X

[76] Inventor: **Blaine A. Roberts**, P.O. Box 2110,
Chico, Calif. 95927

Primary Examiner—Wallace R. Burke
Assistant Examiner—Monica A. Hannon

[**] Term: **14 Years**

[57] **CLAIM**

[21] Appl. No.: **9,157**

The ornamental design for a combined doormat and ramp, as shown and described.

[22] Filed: **Jun. 7, 1993**

DESCRIPTION

[52] U.S. Cl. **D6/583; D6/582; D34/32**

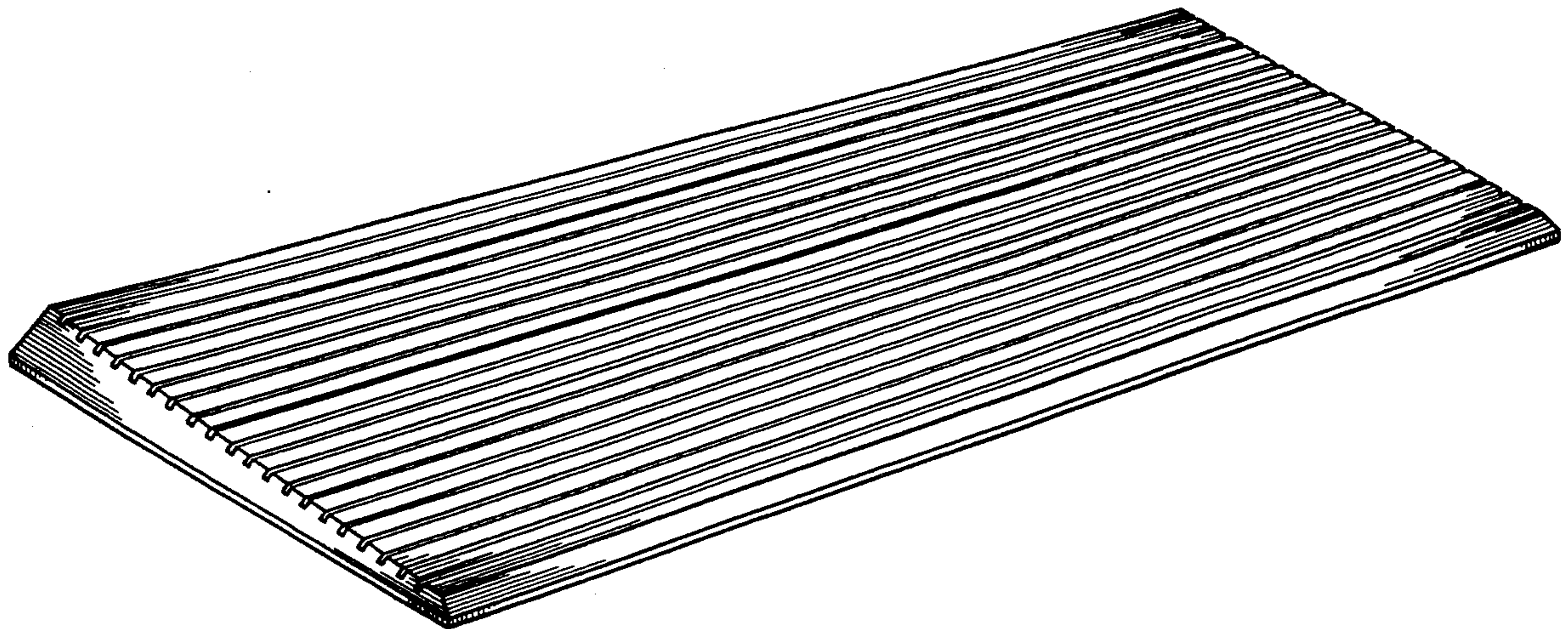
[58] **Field of Search** D6/582, 583; 4/581, 4/582, 583; 5/417, 418, 419, 420, 468, 481, 490, 636, 900.5, 901, 922; 15/215, 216, 217; 52/177; D12/203; D25/153; D34/32

FIG. 1 is a top plan view of combined doormat and ramp showing my new design;
FIG. 2 is a bottom plan view thereof;
FIG. 3 is a rear elevational view thereof;
FIG. 4 is a front elevational view thereof;
FIG. 5 is a right side elevational view thereof; the left side elevational view appears as a mirror image of the right side elevational view;
FIG. 6 is a top perspective view thereof; and,
FIG. 7 is an enlarged cross sectional right side view thereof.

[56] **References Cited**

U.S. PATENT DOCUMENTS

- D. 310,460 9/1990 Vergnano D6/583
- D. 346,256 4/1994 Thomas, III et al. D34/32






FIG. 1




FIG. 2



FIG. 3



FIG. 4



FIG. 5

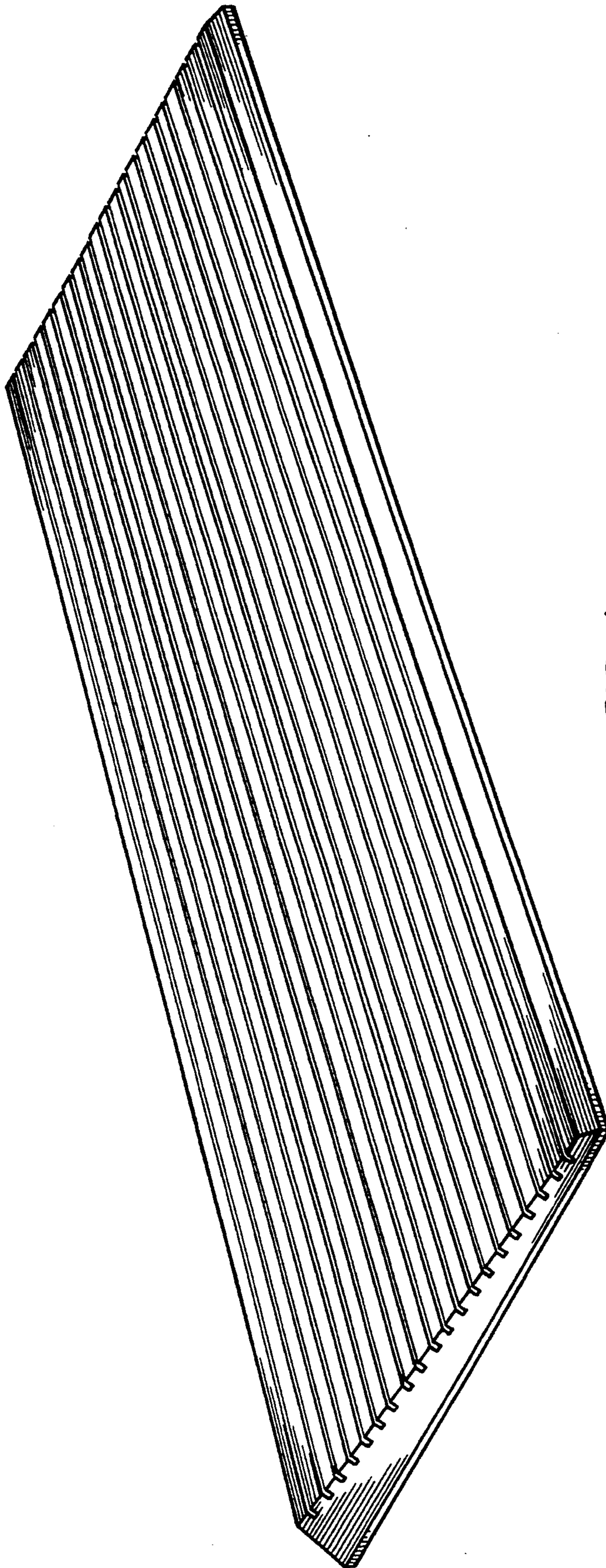


FIG. 6




FIG. 7