



US00D353070S

United States Patent [19]

[11] Patent Number: **Des. 353,070**

Hilton, Sr. et al.

[45] Date of Patent: **** Dec. 6, 1994**

[54] **KICKSTAND SUPPORT MAT**

D. 347,024 5/1994 Rabus D20/22
1,372,846 3/1921 Temple 5/417

[76] Inventors: **James A. Hilton, Sr.**, 26 Donovan St., Concord, N.H. 03234; **James A. Hilton, Jr.**, RFD 2 Box 40A, Epsom, N.H. 03234

[**] Term: **14 Years**

[21] Appl. No.: **2,986**

[22] Filed: **Dec. 24, 1992**

[52] U.S. Cl. **D6/582; D6/585**

[58] Field of Search **D6/582, 583, 585, 592; 4/581, 582, 583; 5/417, 428, 468, 469, 484; 15/215, 216, 217, 238, 301, 310, 311, 314; D12/203, 110; D20/22, 23, 27, 28**

[56] **References Cited**

U.S. PATENT DOCUMENTS

D. 200,152 1/1965 Steinberg D12/203 X
D. 331,265 11/1992 DiBlasio D20/27
D. 342,932 1/1994 Primeau D12/203

OTHER PUBLICATIONS

Chartpack Cat. ©1984, p. 119, "S505-M505 Black/-Transportation Motorcycle Icon," rt. center of page.

Primary Examiner—Wallace R. Burke
Assistant Examiner—Monica A. Hannon
Attorney, Agent, or Firm—Rhodes & Ascoullo

[57] **CLAIM**

The ornamental design for a kickstand support mat, as shown.


DESCRIPTION

FIG. 1 is a perspective view of a kickstand support mat showing my new design; the right side being a mirror image of the left side thereof;

FIG. 2 is a top view;

FIG. 3 is a front view; the rear view being a mirror image thereof; and,

FIG. 4 is a bottom view.



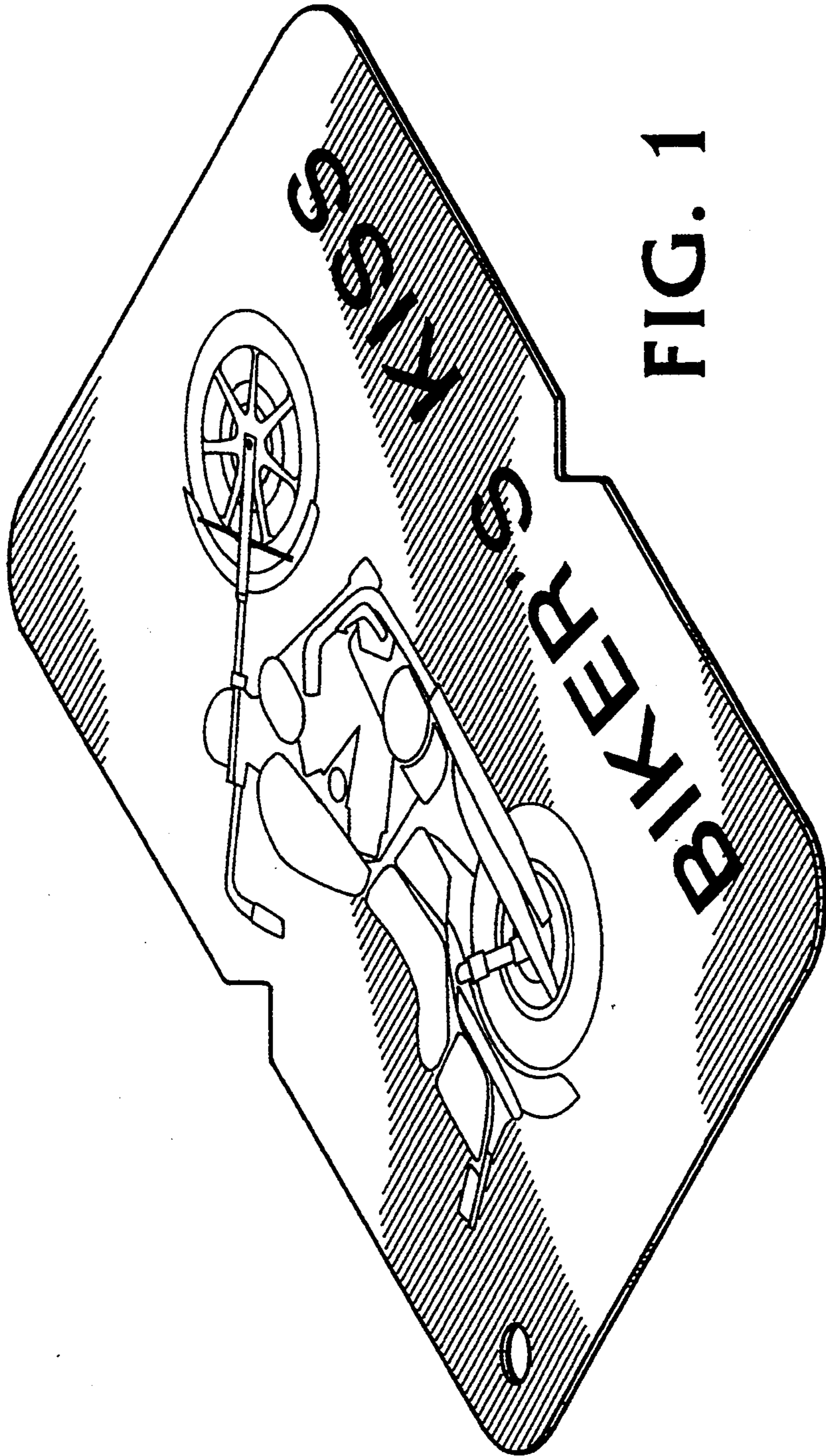


FIG. 1




FIG. 2



FIG. 3

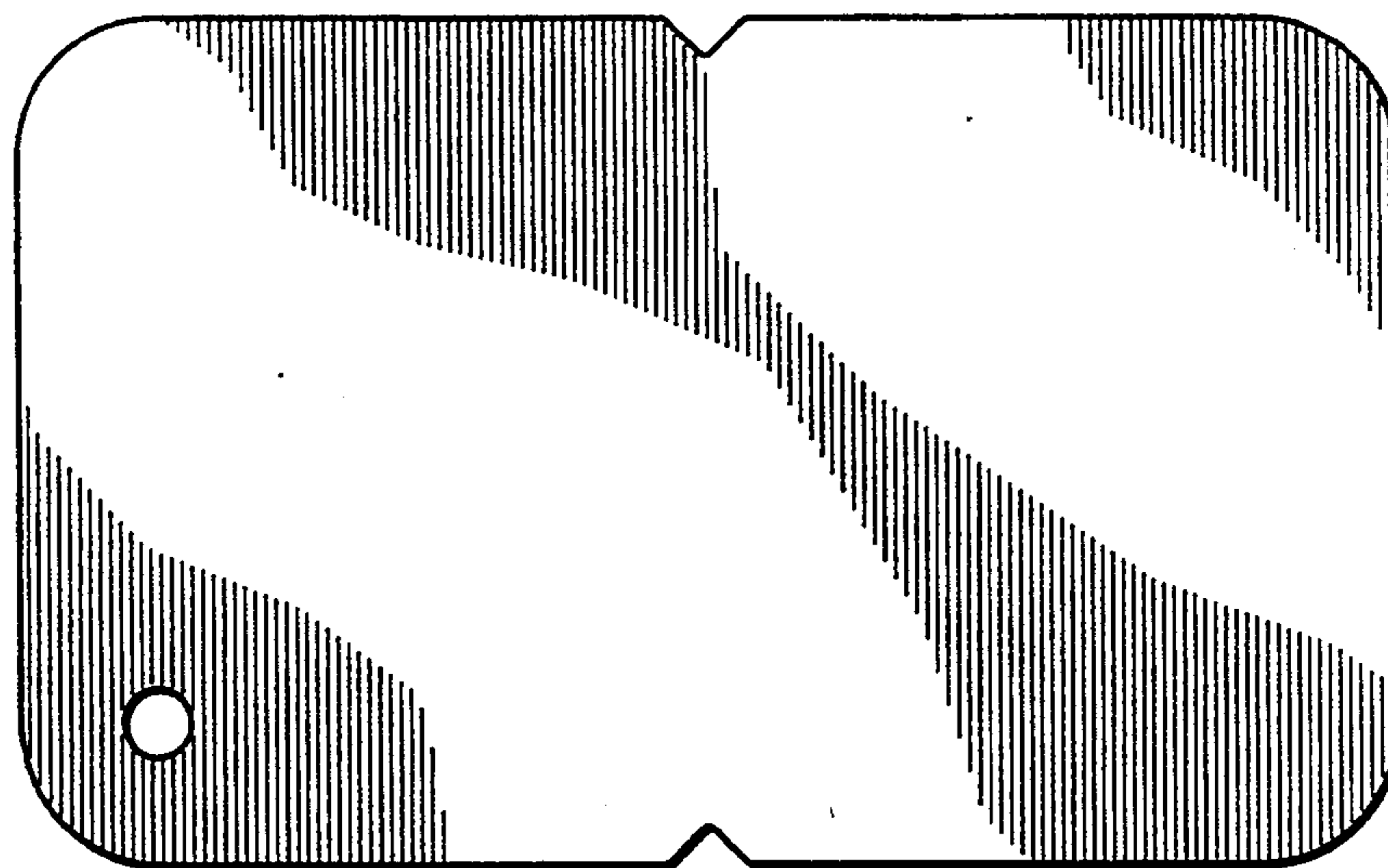


FIG. 4