



US00D353038S

United States Patent [19]

Morris et al.

[11] Patent Number: **Des. 353,038**

[45] Date of Patent: **** Dec. 6, 1994**

- [54] FOOTWEAR UPPER
- [75] Inventors: **Jonathan R. Morris, Cranston, R.I.;**
Christopher J. Kittle, Cohasset, Mass.
- [73] Assignee: **Reebok International Ltd.,**
Stoughton, Mass.
- [**] Term: **14 Years**
- [21] Appl. No.: **15,825**
- [22] Filed: **Nov. 30, 1993**

2,642,677	4/1951	Yates	36/11.5
4,200,997	5/1980	Scheinhaus et al.	36/11.5
4,584,782	4/1986	Thatcher	36/11.5
4,793,075	12/1988	Thatcher	36/11.5
4,869,000	9/1989	York, Jr.	36/11.5
5,205,054	4/1993	York, Jr.	36/11.5

FOREIGN PATENT DOCUMENTS

577499	9/1924	France	36/11.5
--------	--------	--------------	---------

OTHER PUBLICATIONS

- W3762, The Rockport Fall 1985 Footwear Catalog, p. 13.
- Key West, The Rockport Spring 1991 Catalog, p. 8.
- W9712, W9201, W9101, The Rockport Spring 1994 Catalog, p. 20.
- Bermuda, The Rockport Spring 1994 Catalog, p. 21.

Primary Examiner—Louis S. Zarfaz
Attorney, Agent, or Firm—Sterne, Kessler, Goldstein & Fox

Related U.S. Application Data

- [62] Division of Ser. No. 2,865, Dec. 22, 1992, Pat. No. Des. 346,486.
- [52] U.S. Cl. D2/969; D2/916
- [58] Field of Search D2/896, 916-918,
D2/946, 969, 970; 36/11.5, 33, 50.1, 101, 114,
132, 136

References Cited

U.S. PATENT DOCUMENTS

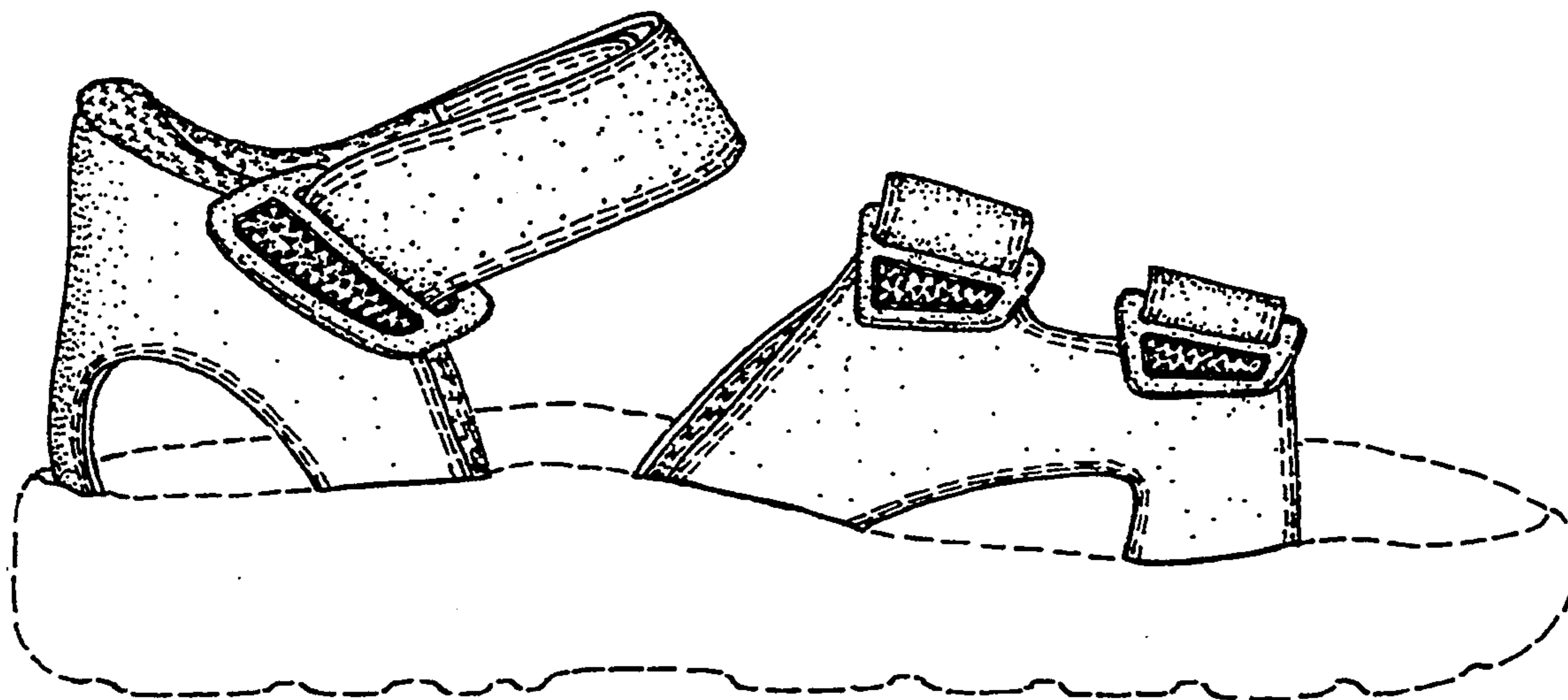
D. 115,385	6/1939	Bonyhady .	
D. 162,168	2/1951	Ish-Shalom .	
D. 185,289	5/1959	Kadlec .	
D. 255,396	6/1980	Scheinhaus et al.	D2/916
D. 278,092	3/1985	Gamm .	
D. 285,022	8/1986	Schorstein	D2/916
D. 296,608	7/1988	Maciel .	
D. 329,527	9/1992	Cohen	D2/916 X
D. 332,516	1/1993	Middleton	D2/916
D. 332,517	1/1993	Middleton	D2/916
D. 335,209	5/1993	Avar	D2/969
1,213,030	1/1917	Skinner	36/11.5
1,964,364	3/1934	Pellkofer	36/11.5

[57] CLAIM

The ornamental design for footwear upper, as shown and described.

DESCRIPTION

FIG. 1 is left side elevational view of a footwear upper showing our new design;
 FIG. 2 is a right side elevational view thereof;
 FIG. 3 is a top plan view thereof;
 FIG. 4 is a front elevational view thereof; and,
 FIG. 5 is a rear elevational view thereof.
 The broken line showing of a shoe sole in the Figures is environmental only and forms no part of the claimed design.



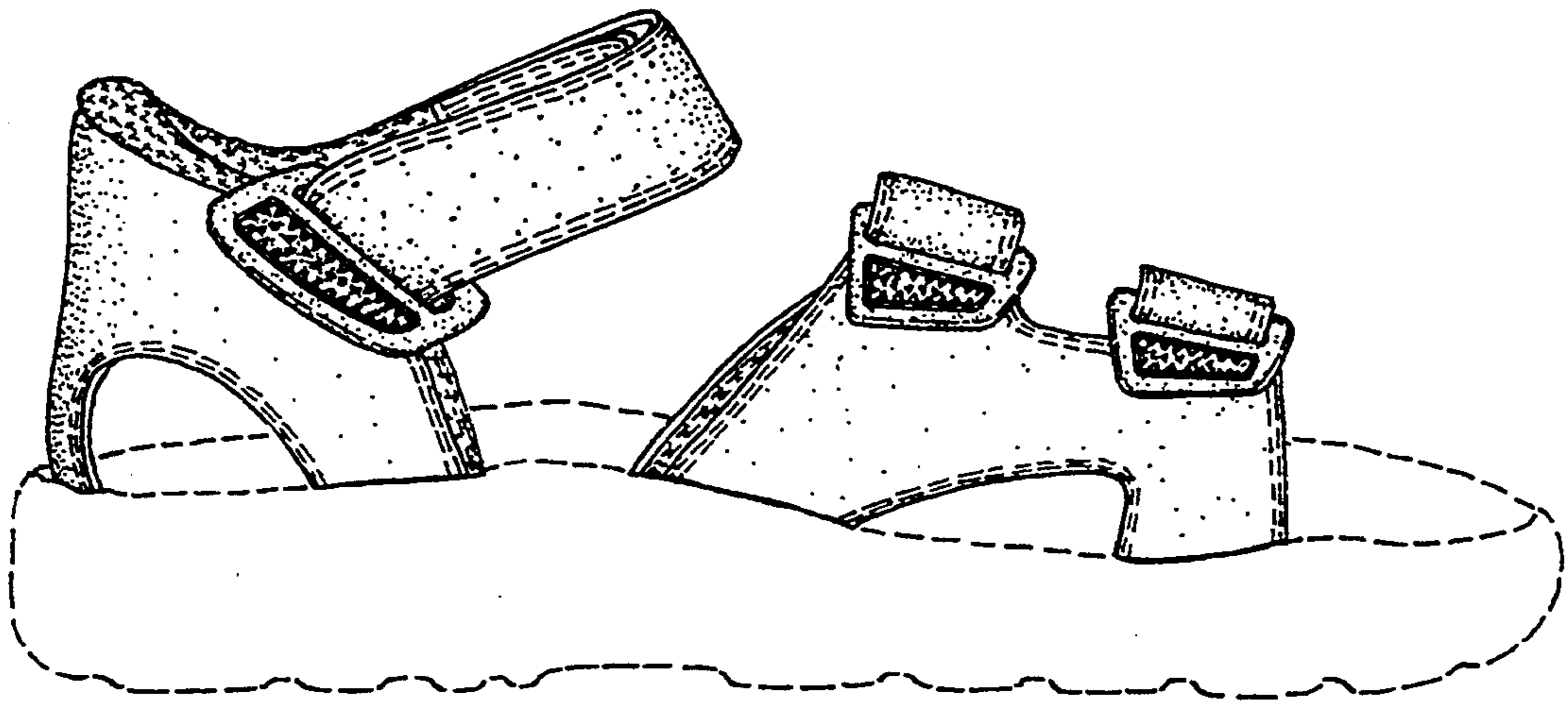


FIG. 1




FIG. 2

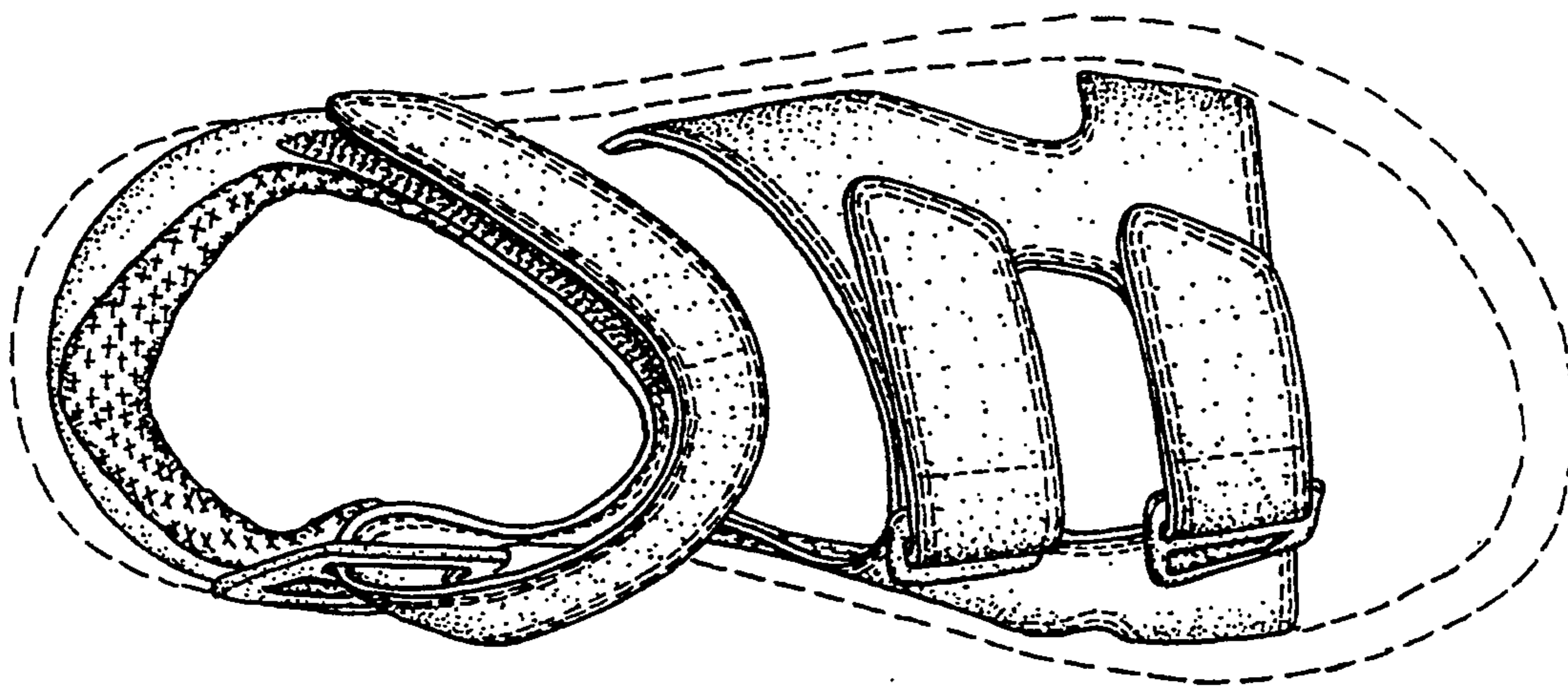


FIG. 3

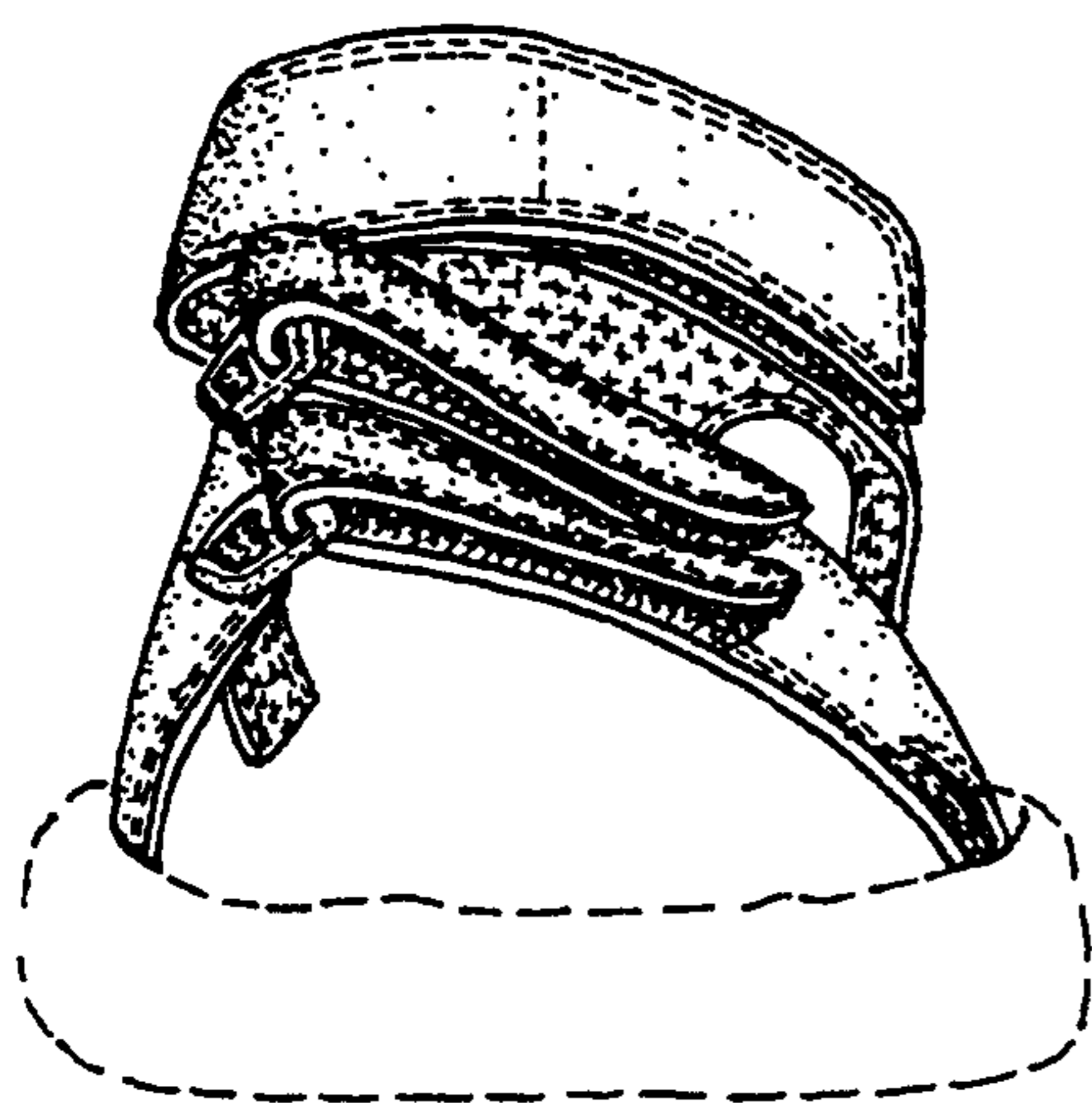


FIG. 4

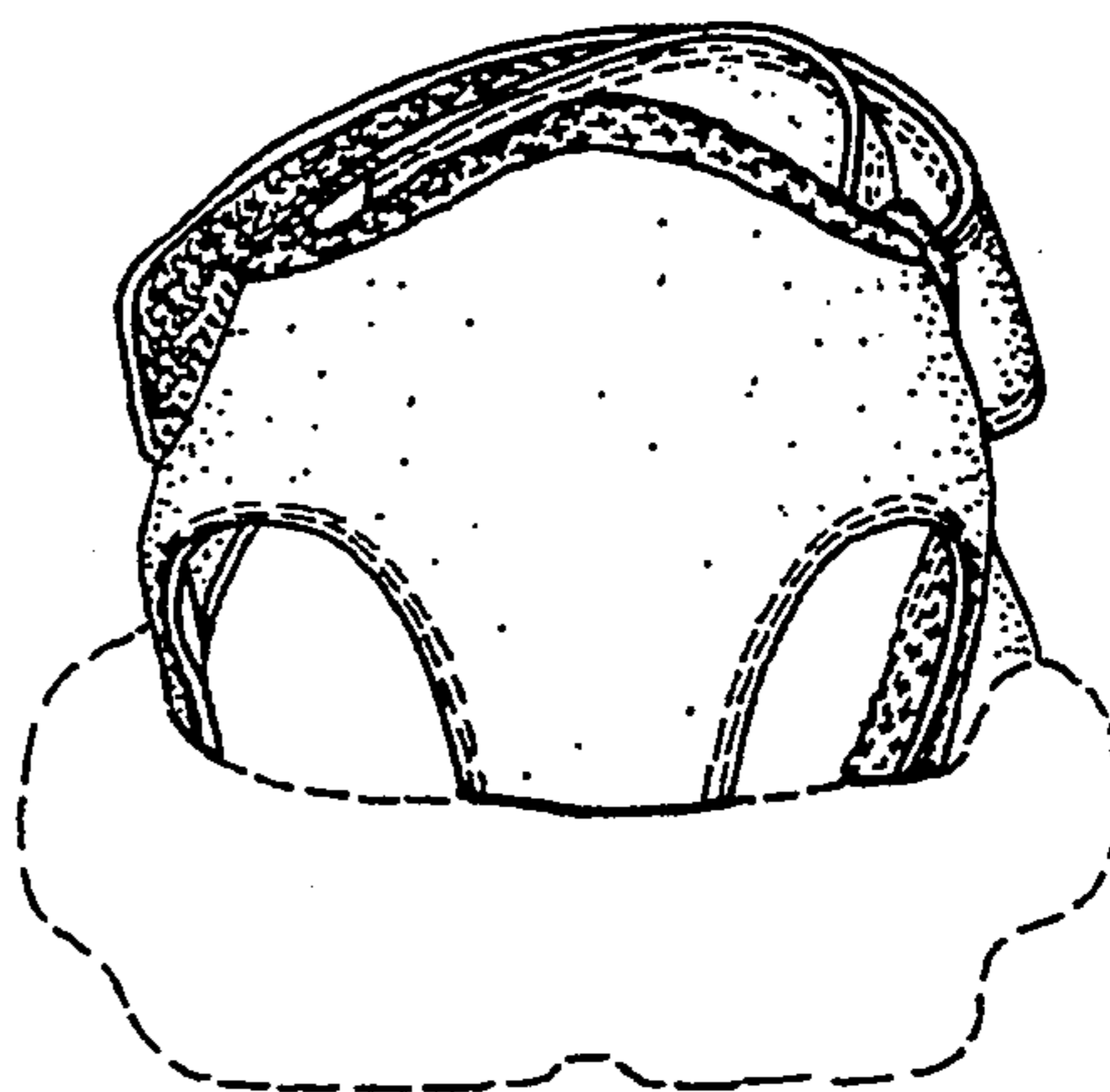


FIG. 5