



US00D353035S

United States Patent [19]

[11] Patent Number: **Des. 353,035**

Sheehan

[45] Date of Patent: **** Dec. 6, 1994**

[54] **COMBINED SWEAT BAND AND HAT**

4,481,681 11/1984 Hankin .

[76] Inventor: **David J. Sheehan**, 2405 Barbara Dr.,
Camarillo, Calif. 93102

4,642,817 2/1987 Ferstenfeld .

4,941,210 7/1990 Konucik .

[**] Term: **14 Years**

Primary Examiner—Melvin B. Feifer

Assistant Examiner—Paula Mortimer

Attorney, Agent, or Firm—Terry M. Gernstein

[21] Appl. No.: **6,317**

[57] **CLAIM**

[22] Filed: **Mar. 25, 1993**

[52] U.S. Cl. **D2/866**

[58] Field of Search **D2/865, 866, 868, 869,**
D2/872, 873, 876, 879, 882, 886, 884; 2/195.1,
195.3, 195.2, 195.4

The ornamental design for a combined sweat band and hat, as shown and described.


DESCRIPTION

[56] **References Cited**

U.S. PATENT DOCUMENTS

D. 186,868	12/1959	De Grazia	D2/882
D. 309,523	7/1990	Martin	D2/884
2,057,915	10/1936	Probst	2/195.1
2,701,366	2/1955	Oberrender	2/195.14 X
2,775,769	1/1957	Henschel	2/195.4
3,737,918	6/1973	Henschel et al.	2/195.2

FIG. 1 is a front, top and side perspective view of the combined sweat band and hat embodying the design; FIG. 2 is a front elevational view thereof; FIG. 3 is a rear elevational view thereof; FIG. 4 is a side elevational view thereof, the side opposite being a mirror image of the side shown in FIG. 4; FIG. 5 is a top plan view thereof; and, FIG. 6 is a bottom plan view thereof. The dotted lines indicate conventional stitching.






FIG. 1

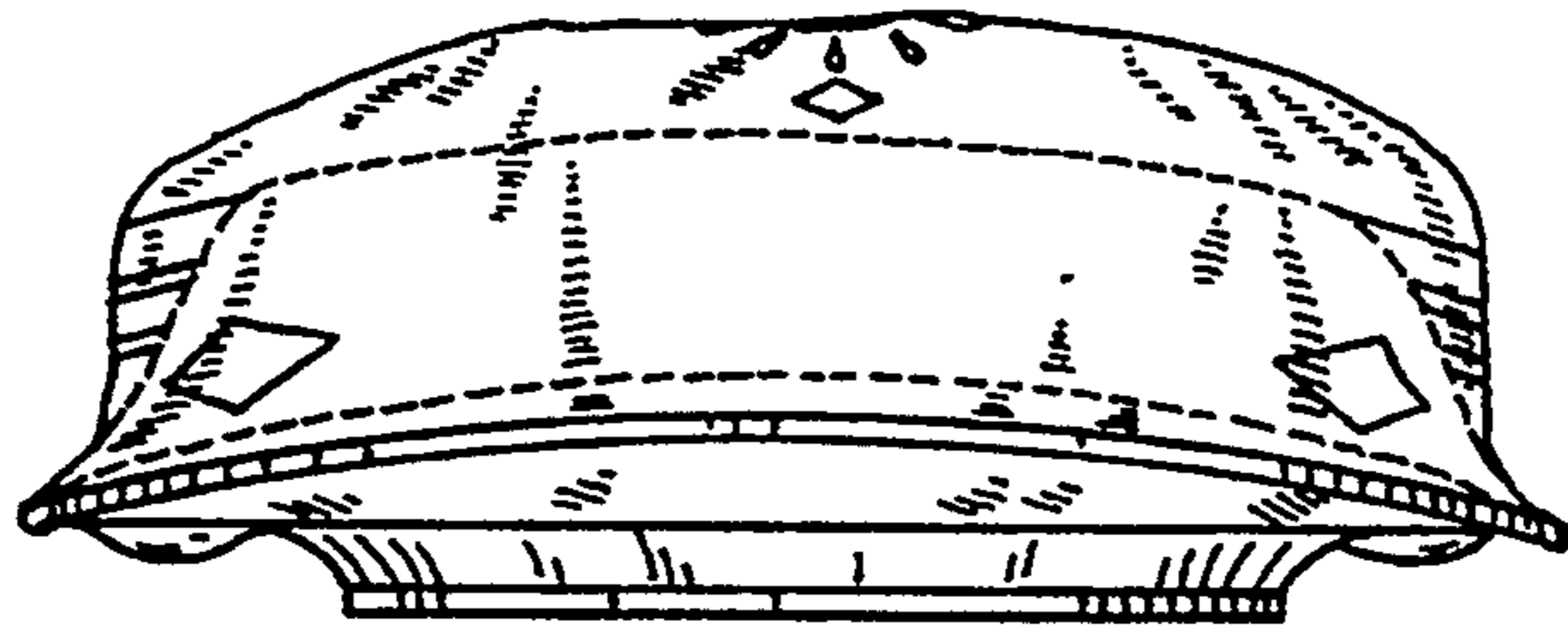


FIG. 2

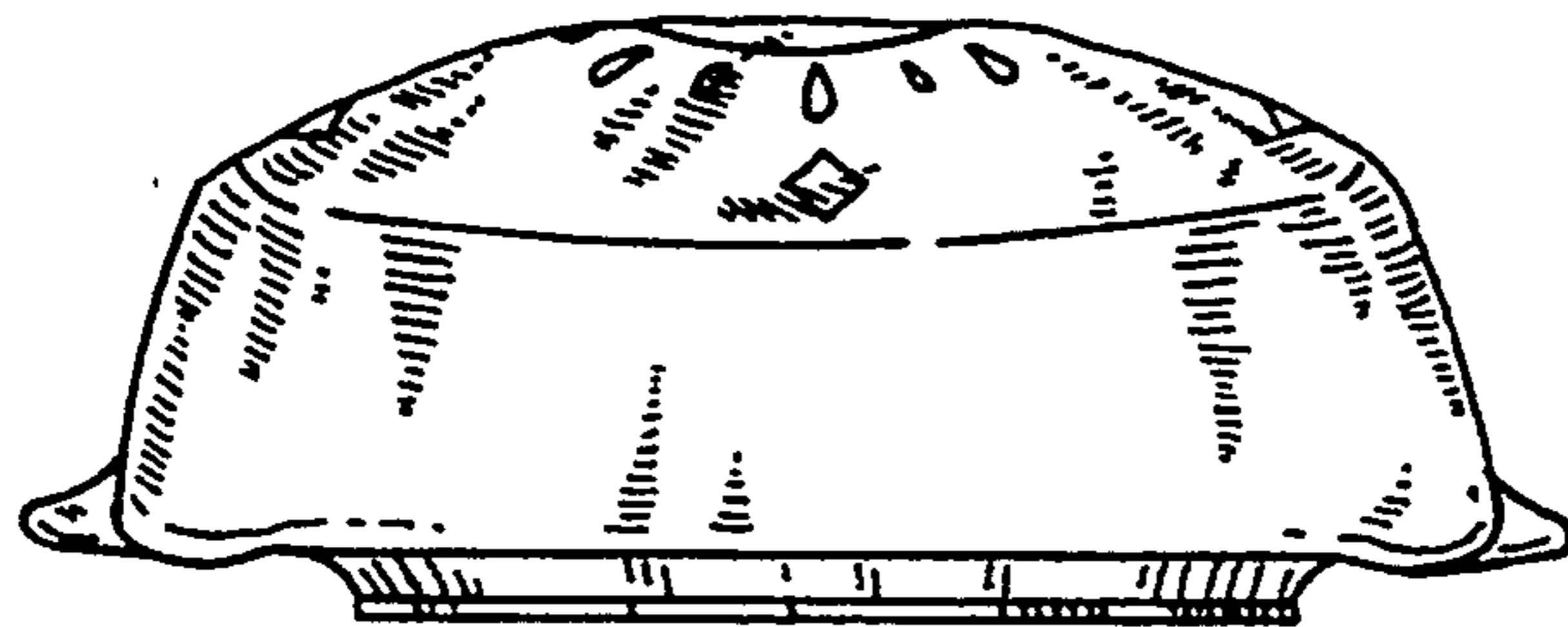


FIG. 3

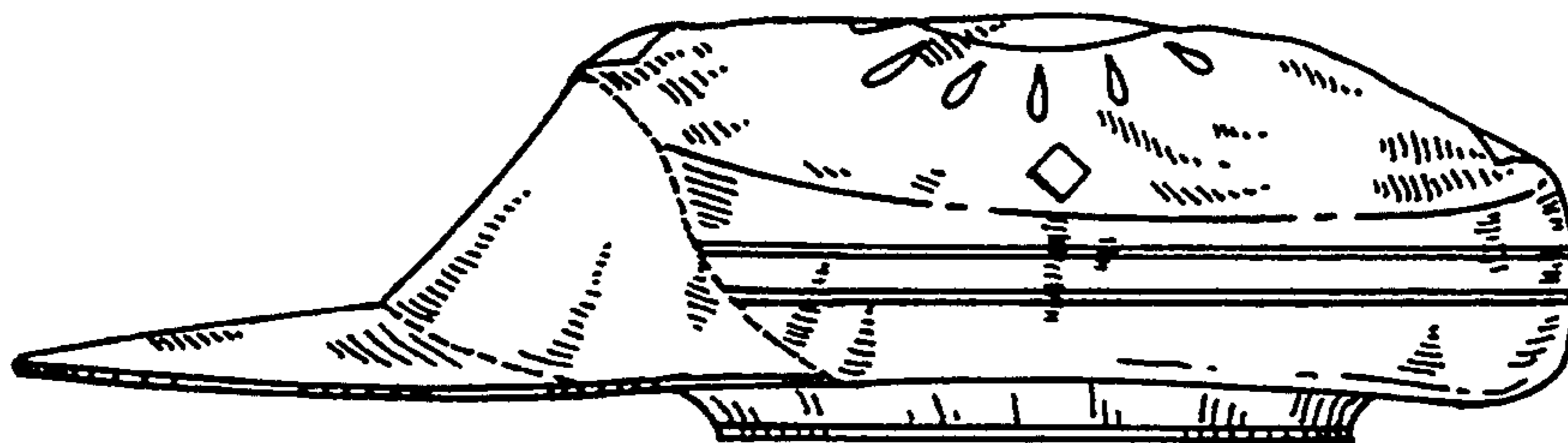


FIG. 4

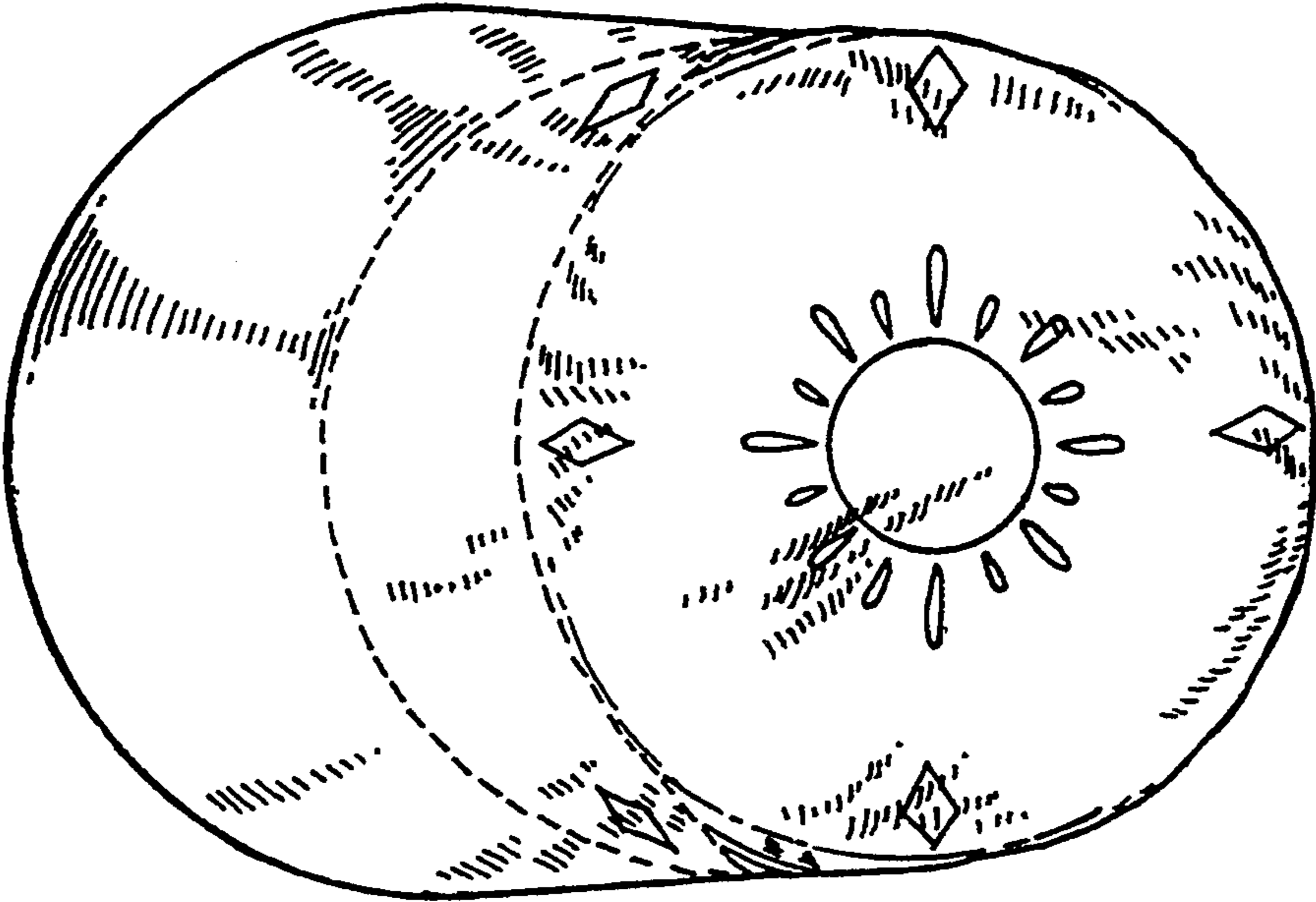


FIG. 5

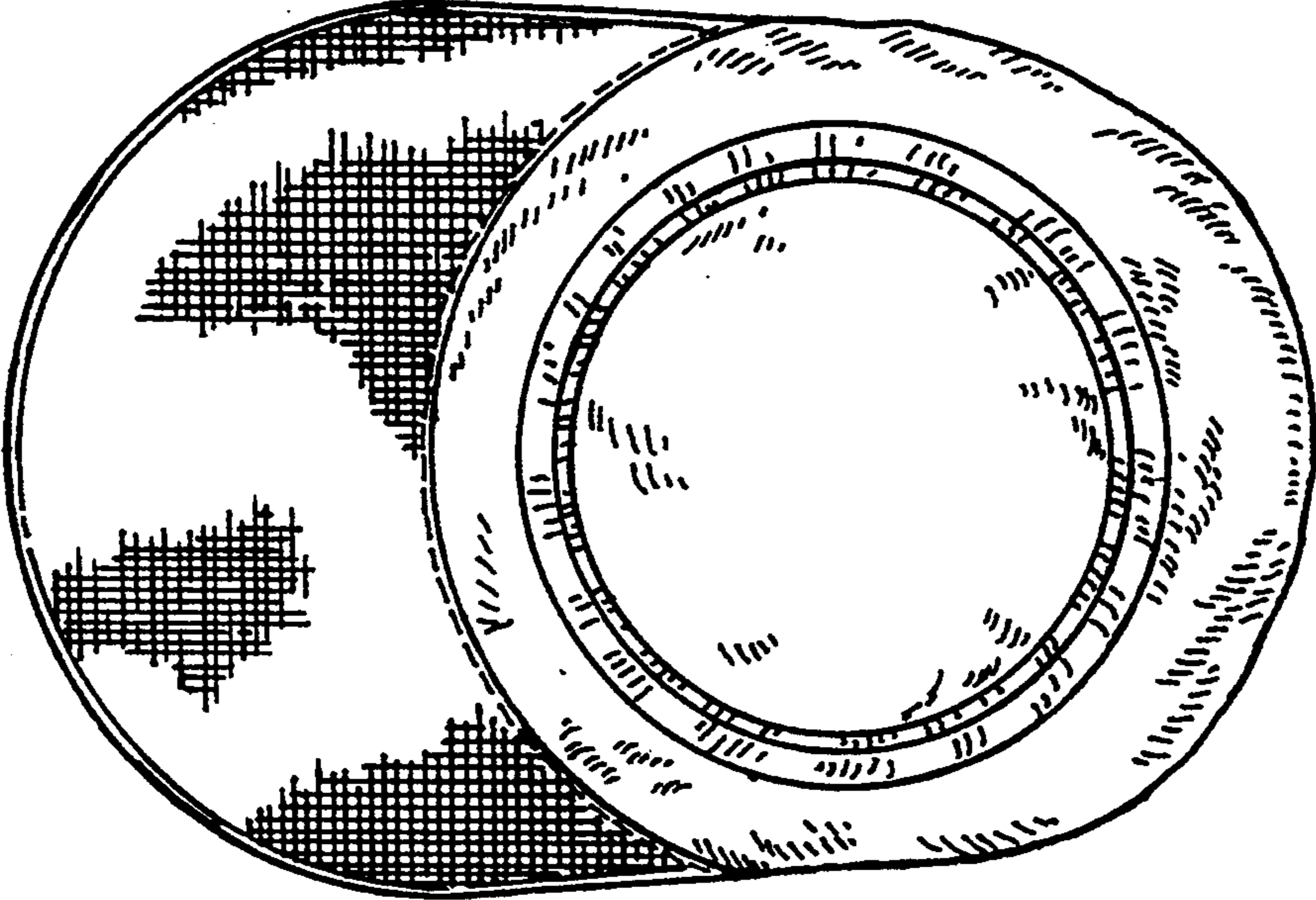


FIG. 6