



US00D353020S

United States Patent [19]

[11] Patent Number: **Des. 353,020**

Conti

[45] Date of Patent: **** Nov. 29, 1994**

[54] **RAZOR**

[76] Inventor: **Mario Conti, 55B Minebrook Rd., Edison, N.J. 08820**

[**] Term: **14 Years**

[21] Appl. No.: **18,291**

[22] Filed: **Feb. 3, 1994**

[52] U.S. Cl. **D28/46**

[58] Field of Search 30/32, 34.05, 48, 50, 30/51, 85, 87, 89, 47, 63; D28/45-48

3,644,992 2/1972 Bennett .
 3,816,913 6/1974 Ferraro .
 5,093,991 3/1992 Hendrickson 30/89

FOREIGN PATENT DOCUMENTS

315 of 1908 United Kingdom 30/89

Primary Examiner—Melvin B. Feifer
Assistant Examiner—C. Tuttle
Attorney, Agent, or Firm—Terry M. Gernstein

[57] CLAIM

The ornamental design for a razor, as shown and described.

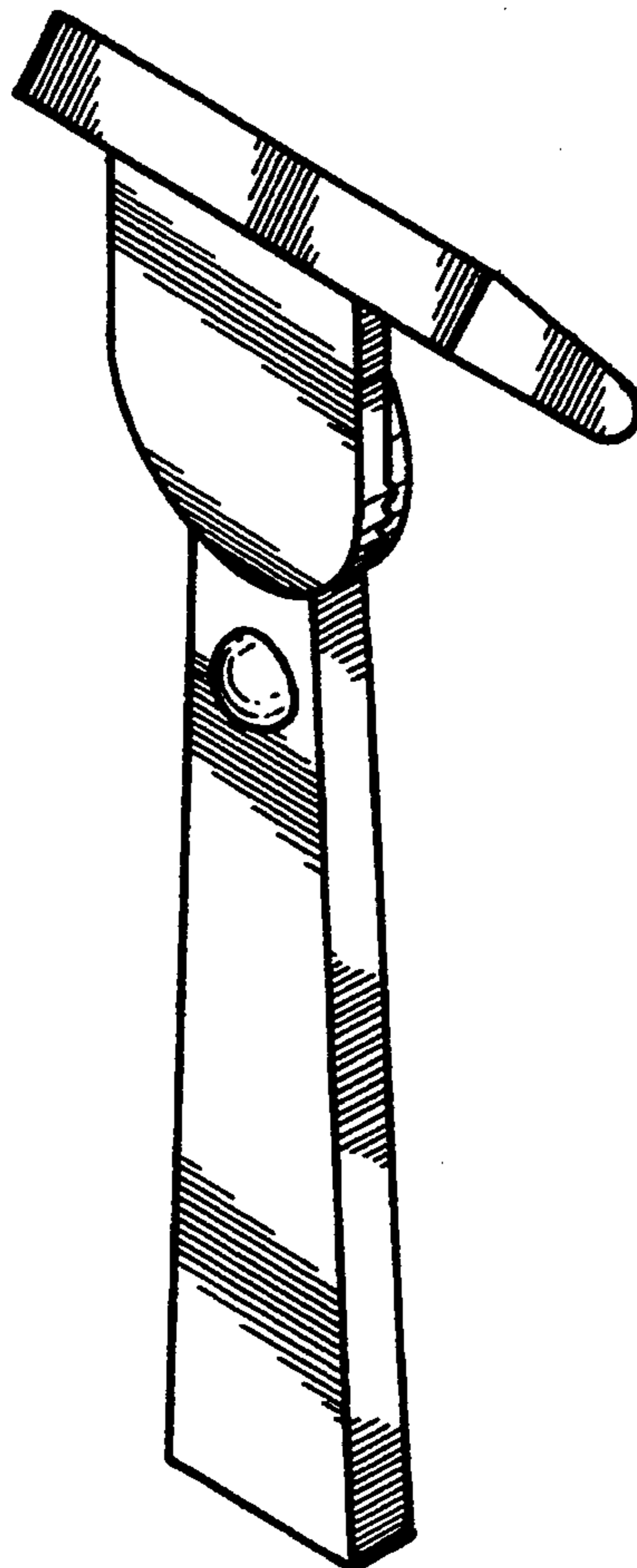
[56] References Cited

U.S. PATENT DOCUMENTS

D. 228,316	9/1973	Glaberson .	
882,963	3/1908	Quint	30/87 X
1,897,707	2/1933	Muros .	
2,133,576	10/1938	Rud	30/32 X
2,165,046	7/1939	Greenstein	30/87 X
2,750,664	6/1956	Merlo .	
2,820,287	1/1958	Hyatt	30/85 X
3,111,756	11/1963	Kruger .	
3,203,093	8/1965	Kuhnl .	
3,335,490	8/1967	Warner .	

DESCRIPTION

FIG. 1 is a front, top and side perspective view of the razor showing my new design;
 FIG. 2 is a front elevational view thereof;
 FIG. 3 is a rear elevational view thereof, with the head oriented at an angle with respect to the handle;
 FIG. 4 is a side elevational view thereof, the side opposite being a mirror image of the side shown in FIG. 4;
 FIG. 5 is a top plan view thereof; and,
 FIG. 6 is a bottom plan view thereof.



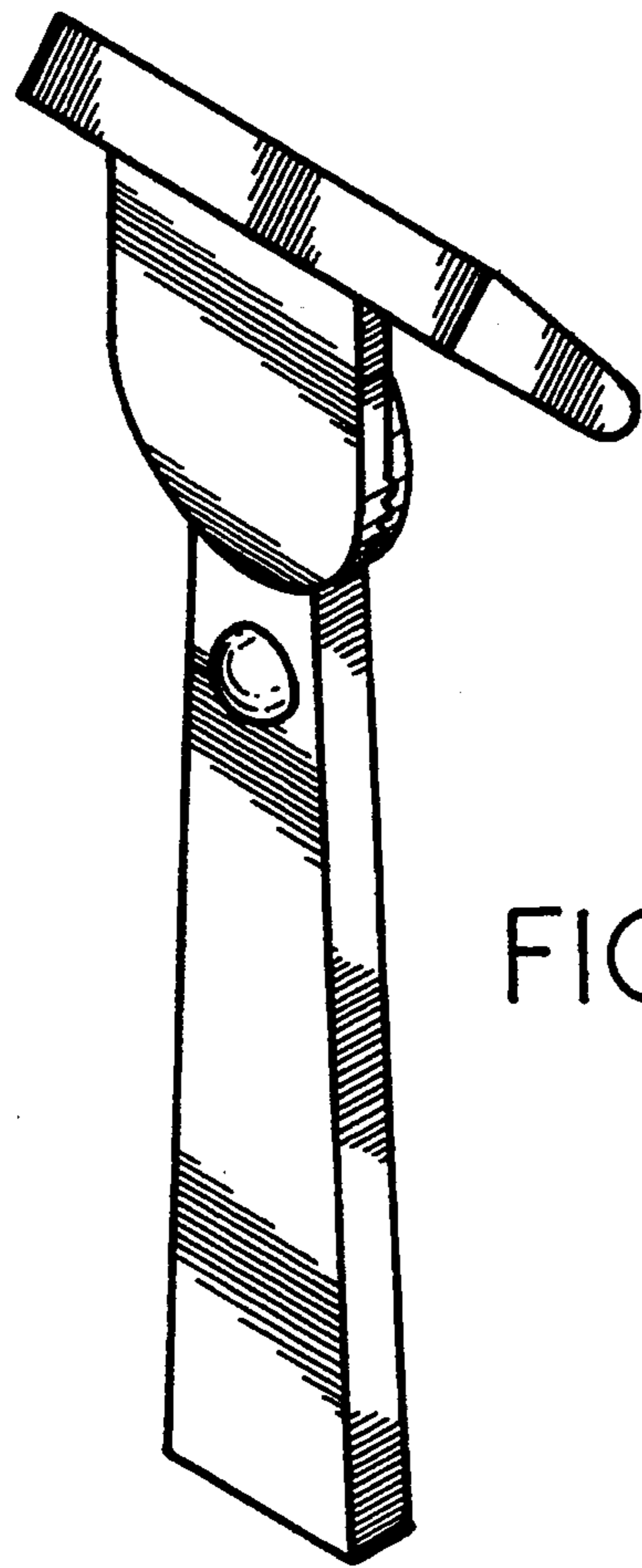


FIG. 1.

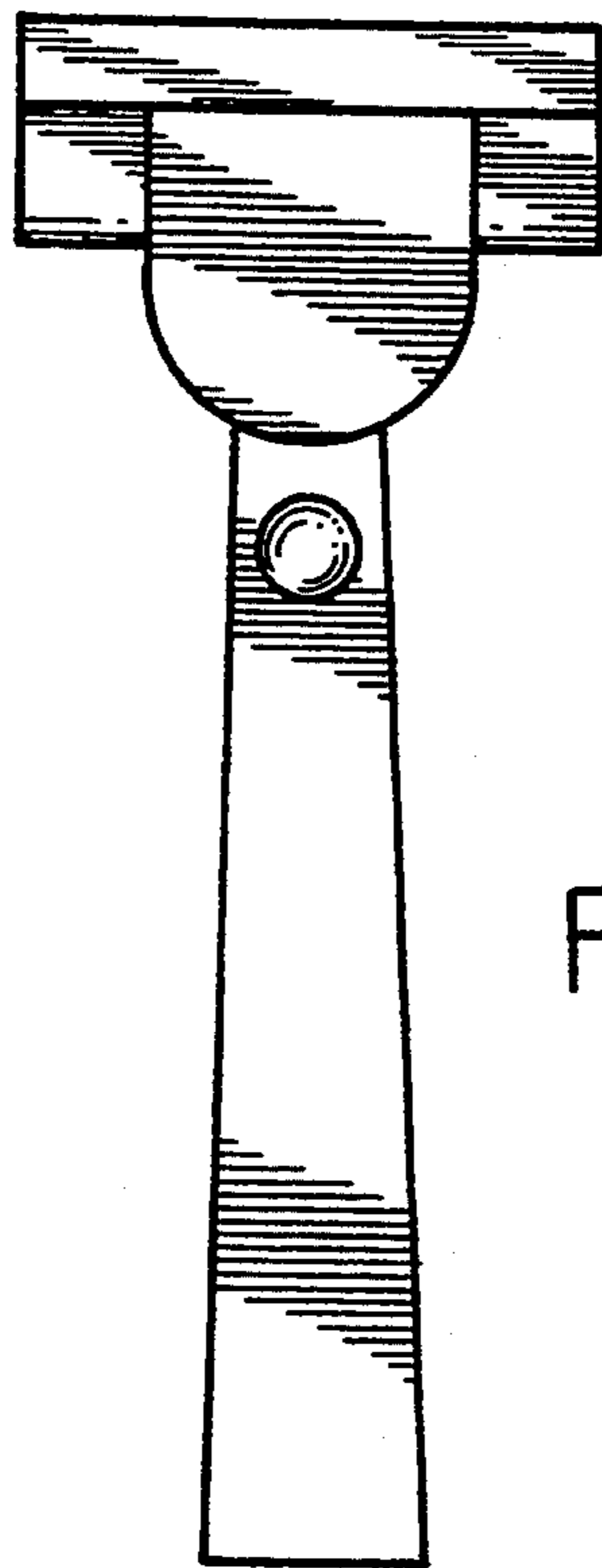


FIG. 2.

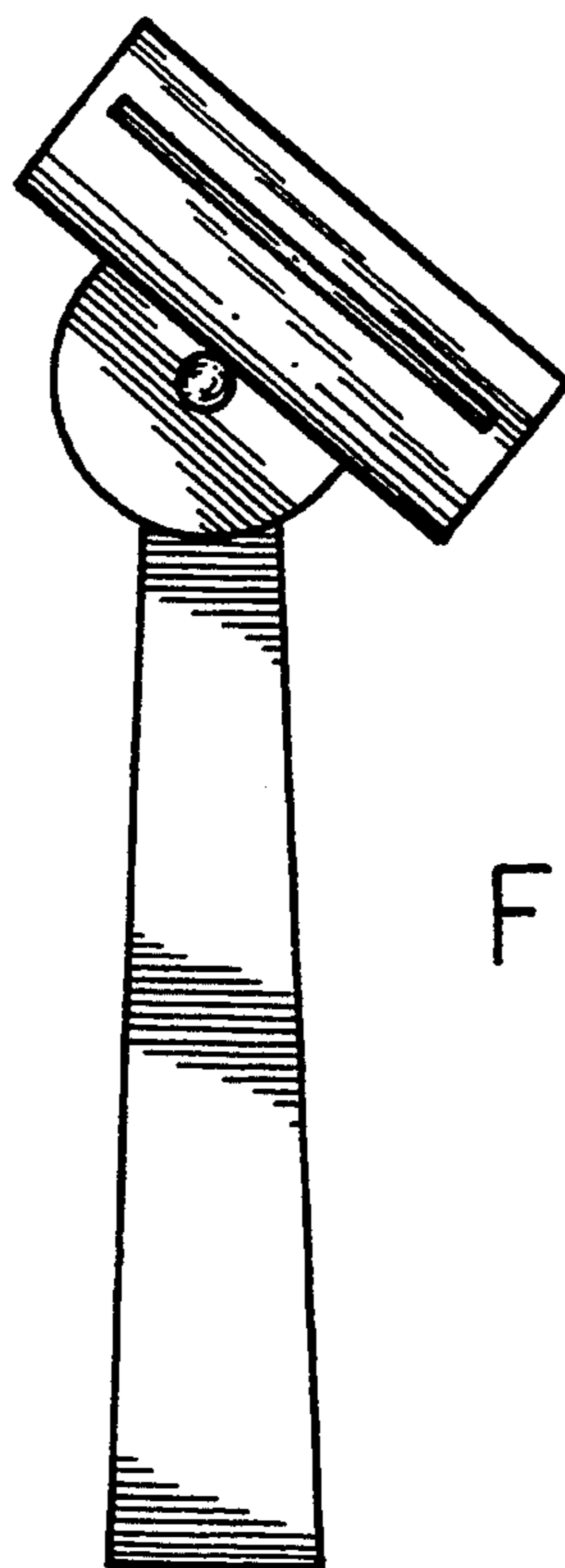


FIG. 3.

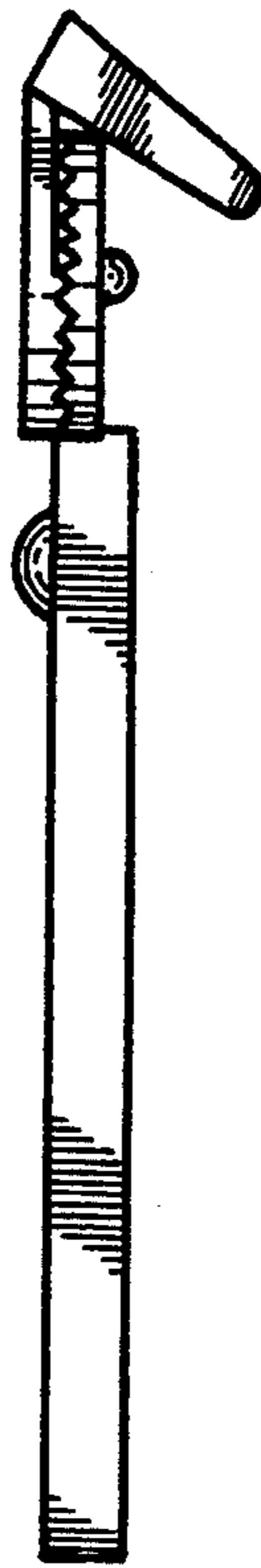


FIG. 4.




FIG. 5.




FIG. 6.