



US00D353017S

**United States Patent** [19]  
**Edmark**

[11] **Patent Number: Des. 353,017**  
[45] **Date of Patent: \*\* Nov. 29, 1994**

[54] **HAIR ARRANGING DEVICE**

[76] **Inventor: Tomima L. Edmark, 5335 S. Dentwood Dr., Dallas, Tex. 75220**

[\*\*] **Term: 14 Years**

[21] **Appl. No.: 9,844**

[22] **Filed: Jun. 22, 1993**

[52] **U.S. Cl. .... D28/10; D28/39**

[58] **Field of Search .... 132/212, 246-248, 132/273, 275, 276, 278, 280-281, 60, 61, 68.1; D28/10, 39-41**

[56] **References Cited**

**U.S. PATENT DOCUMENTS**

D. 183,656	10/1958	Hoffmann	.....	D28/39
D. 186,257	9/1959	Solomon	.....	D28/39
698,333	4/1902	Smith	.....	132/282
1,892,262	12/1932	Andrew	.....	132/273 X
3,045,684	7/1962	Stoltz	.....	D28/39 X
5,036,870	8/1991	Edmark	.....	132/273
5,167,245	12/1992	Harriett	.....	132/273
5,289,834	3/1994	Lawrence	.....	132/212

**FOREIGN PATENT DOCUMENTS**

7629	6/1905	Denmark	.....	132/285
930349	1/1993	France	.	
M9209219.5	12/1992	Germany	.	
7420	of 1892	United Kingdom	.....	132/285
244189	12/1925	United Kingdom	.....	132/280
2027915	7/1992	United Kingdom	.	

*Primary Examiner*—Bernard Ansher

*Assistant Examiner*—C. Tuttle

*Attorney, Agent, or Firm*—Baker & Botts

[57] **CLAIM**

The ornamental design for a hair arranging device, as shown and described.

**DESCRIPTION**

FIG. 1 is a left perspective view of a hair arranging device embodying the new design; FIG. 2 is a front elevational view thereof, the side opposite being identical to the side shown; FIG. 3 is a left side view thereof; FIG. 4 is a top plan view thereof; and, FIG. 5 is a bottom plan view thereof.

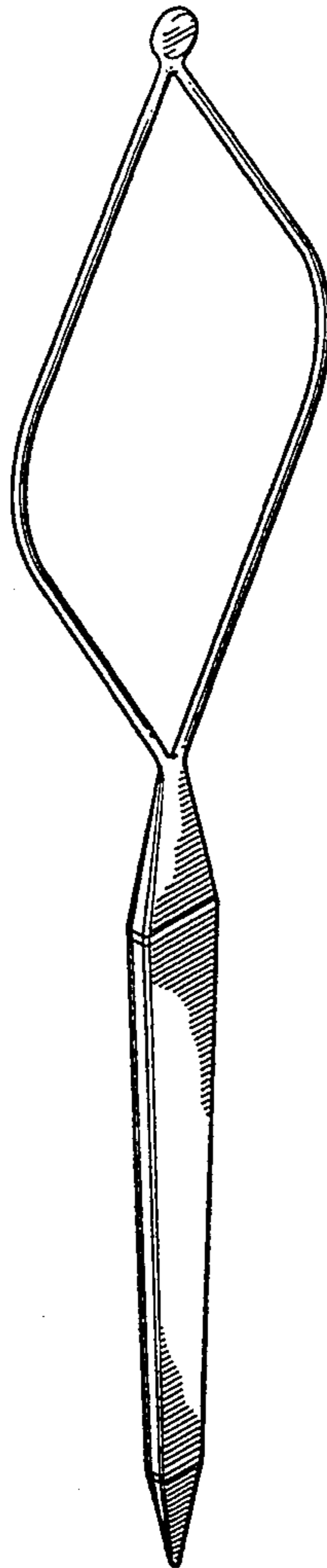


FIG. 1

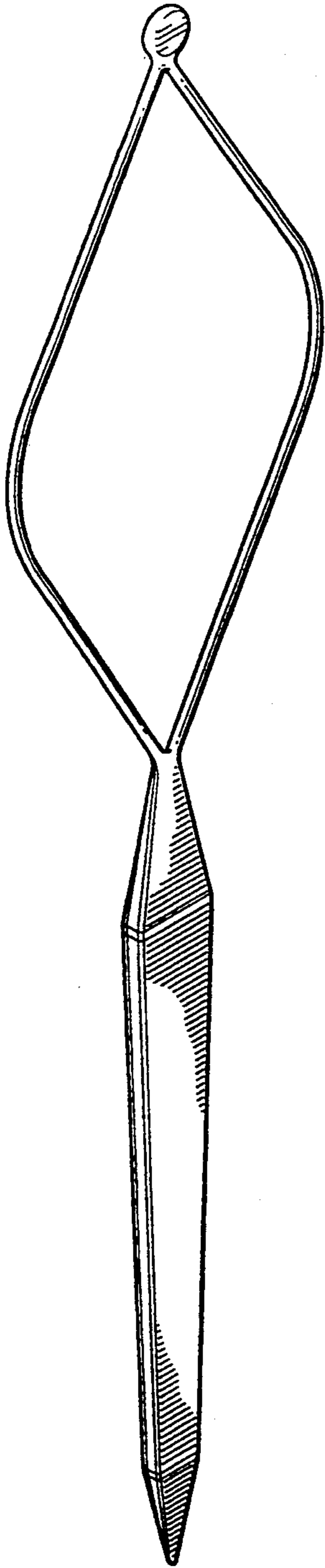


FIG. 2

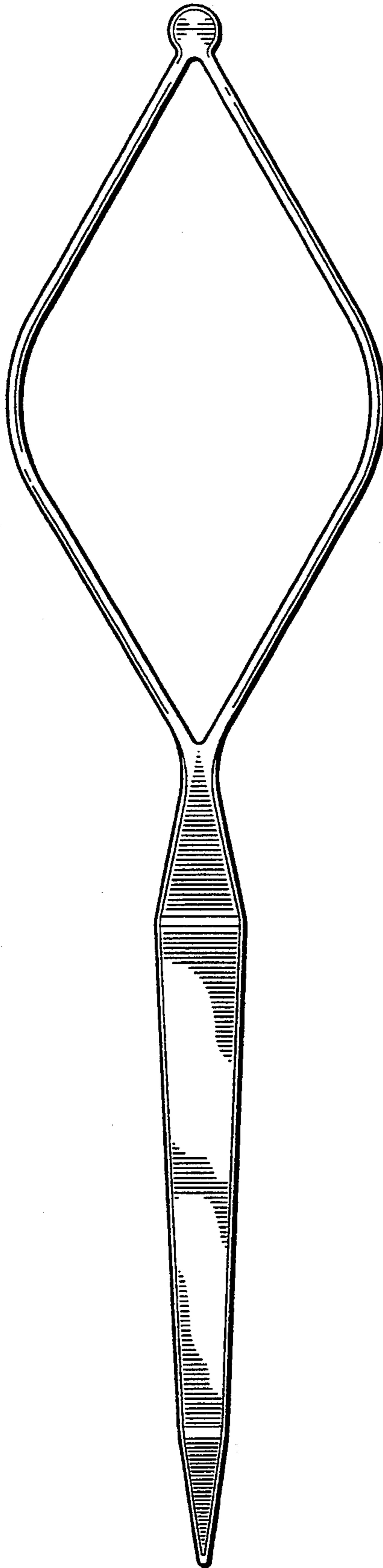


FIG. 3



FIG. 4



FIG. 5